

**Regular Meeting of the Madera City Council
Special Meeting of the Madera Public Financing Authority
and
Special Meeting of the Madera City Council as the
Groundwater Sustainability Agency**

205 W. 4th Street, Madera, California 93637

JOINT MEETING NOTICE AND AGENDA

**Thursday, July 5, 2018
6:00 p.m.**

**Council Chambers
City Hall**

CALL TO ORDER

ROLL CALL: Mayor/Chairperson Andrew J. Medellin
Mayor Pro Tem/Authority Member Jose Rodriguez, District 2
Council/Authority Member Cece Foley Gallegos, District 1
Council/Authority Member William Oliver, District 3
Council/Authority Member Derek O. Robinson Sr., District 4
Council/Authority Member Charles F. Rigby, District 5
Council/Authority Member Donald E. Holley, District 6

INVOCATION: Hannah Cunnings, Believers Church of Madera

PLEDGE OF ALLEGIANCE:

PUBLIC COMMENT:

The first fifteen minutes of the meeting are reserved for members of the public to address the Council/Authority on items which are within the subject matter jurisdiction of the Council/Authority. Speakers shall be limited to three minutes. Speakers will be asked to identify themselves and state the subject of their comment. If the subject is an item on the Agenda, the Mayor/Chairperson has the option of asking the speaker to hold the comment until that item is called. Comments on items listed as a Public Hearing on the Agenda should be held until the hearing is opened. The Council/Authority is prohibited by law from taking any action on matters discussed that are not on the Agenda, and no adverse conclusions should be drawn if the Council/Authority does not respond to public comment at this time.

PRESENTATIONS

1. Presentation on Madera County Library Improvements (Patrick Fitzgerald, County Librarian)

2. Recognize Charles Rigby - Housing Authority Chairperson of the Year Awarded by the Pacific Southwest Regional Council of NAHRO (National Association of Housing and Redevelopment Officials)

INTRODUCTIONS

There are no introductions.

A. WORKSHOP

There are no items for this section.

B. CONSENT CALENDAR

- B-1 Minutes – 07/05/17, 06/20/18
- B-2 Warrant Disbursement Report 6/12/18 – 6/25/18 (Report by Tim Przybyla)
- B-3 Water Conservation Report for May 21st through June 17th (Report by John Scarborough)
- B-4 Consideration of a Resolution Approving the Award of Contract for Reclamite Application on Various City Streets, City Project No. R-74, in the Amount of \$192,191.56 to Telfer Pavement Technologies, Inc., Authorizing Construction Contingencies of Up to 10%, Construction Inspections and Construction Management Up to 8% as Approved by the City Engineer and Authorizing the Mayor to Execute the Contract on Behalf of the City (Report by Keith Helmuth)
- B-5 Consideration of a Minute Order Accepting the 2017 Water Meter Project, City Project No. W 17-01, Authorizing Recording of the Notice of Completion and Authorizing the Release of Retention (Report by Keith Helmuth)
- B-6 Informational Report on Personnel Activity (Report by Wendy Silva)
- B-7 Consideration of a Resolution Approving the Submission of a Grant Application to the California Department of Transportation Active Transportation Program and Authorizing the City Administrator, or Designee, to Execute All Required Grant Documents (Report by Ivette Iraheta)
- B-8 Consideration of a Resolution of the Board of Directors of the Madera Public Financing Authority Electing Officers (MPFA - Report by Brent Richardson)
- B-9 Consideration of a Resolution of the City Council of the City of Madera Approving Documents Necessary for Participating in the Voluntary Closing Agreement Program (VCAP) with the IRS Relative to the Madera Public Financing Authority 1993 Variable Rate Demand Bonds and Authorizing the Mayor to Execute the Documents on Behalf of the City of Madera (City - Report by Brent Richardson)
- B-10 Consideration of a Resolution of the Board of Directors of the Madera Public Financing Authority Approving Documents Necessary for Participating in the Voluntary Closing Agreement Program (VCAP) with the IRS Relative to the Madera Public Financing Authority 1993 Variable Rate Demand Bonds and Authorizing the Chairperson to Execute the Documents on Behalf of the Authority (MPFA - Report by Brent Richardson)

- B-11 Consideration of a Resolution Approving an Agreement with the Kings View Skills4Success Program to Provide Paid Work Experience for Madera Youth through the Career Education and Exploration Program and Authorizing the Mayor to Execute the Agreement on Behalf of the City and Authorizing the Impacted Department Director to Execute Individual Worksite Agreements for Program Participants (Report by Mary Anne Seay)

C. HEARINGS, PETITIONS, BIDS, RESOLUTIONS, ORDINANCES, AND AGREEMENTS

- C-1 Public Hearing and Consideration of a Resolution Adopting the City of Madera Budget, Capital Improvement Program (CIP), Master Fee Schedule and Master Penalty Schedule for Fiscal Year 2018/2019 (Report by Tim Przybyla)
- C-2 A Noticed Public Hearing and Consideration of Introduction of an Ordinance Rezoning Approximately 3.57 Acres Located Approximately 600 feet North of the Northeast Corner of the Intersection of Adelaide Avenue and Sunrise Avenue from the R1 (Low Density Residential) Zone District to the PD-6000 (Planned Development) Zone District (Report by Chris Boyle)
- C-3 Consideration of a Resolution Setting the Monthly Health Benefit Allowance for the City Council of the City of Madera (Report by Wendy Silva)

D. WRITTEN COMMUNICATIONS

There are no items for this section.

E. ADMINISTRATIVE REPORTS

- E-1 Request to Appoint a Council Ad-Hoc Committee to Work with Staff to Discuss and Evaluate Policies and Business Development Opportunities Related to the Cannabis Industry as Necessary (Report by Steve Frazier)

F. COUNCIL REPORTS

G. CLOSED SESSION

- G-1 Closed Session Announcement – City Attorney
- G-2 Conference with Labor Negotiators Pursuant to Government Code §54957.6

Agency Designated Representatives: Steve Frazier & Wendy Silva

Employee Organizations:

General Bargaining Unit
Madera Police Officers' Association
Mid-Management Employee Group
Law Enforcement Mid-Management Group
Management Employees

Unrepresented Direct Reports:

City Clerk, City Administrator, City Attorney, Executive Director of the Successor Agency to the Former Madera Redevelopment Agency

G-3 Conference with Legal Counsel – Existing Litigation. Subdivision (d)(1) of Government Code §54956.9

One case: MCA 1803, LLC, et al. v. City of Madera
MCV073252


G-4 Closed Session Report – City Attorney

ADJOURNMENT – Next regular meeting July 18, 2018

-
- Please silence or turn off cell phones and electronic devices while the meeting is in session.
 - Regular meetings of the Madera City Council are held the 1st and 3rd Wednesday of each month at 6:00 p.m. in the Council Chambers at City Hall.
 - Any writing related to an agenda item for the open session of this meeting distributed to the City Council less than 72 hours before this meeting is available for inspection at the City of Madera Office of the City Clerk, 205 W. 4th Street, Madera, California 93637 during normal business hours.
 - The meeting room is accessible to the physically disabled, and the services of a translator can be made available. Request for additional accommodations for the disabled, signers, assistive listening devices, or translators needed to assist participation in this public meeting should be made at least seventy-two (72) hours prior to the meeting. Please call the Human Resources Office at (559) 661-5401. Those who are hearing impaired may call 711 or 1-800-735-2929 for TTY Relay Service.
 - Questions regarding the meeting agenda or conduct of the meeting, please contact the City Clerk's office at (559) 661-5405.
 - Para asistencia en Español sobre este aviso, por favor llame al (559) 661-5405.
-

I, Sonia Alvarez, City Clerk for the City of Madera, declare under penalty of perjury that I posted the above joint meeting notice and agenda for the Regular Meeting of the Madera City Council, the Special Meeting of the Madera Public Financing Authority, and the Special Meeting of the Madera City Council as the Groundwater Sustainability Agency for Thursday, July 5, 2018, near the front entrances of City Hall at 4:30 p.m. on June 28, 2018.


Sonia Alvarez, City Clerk



Return to Agenda

Item:	B-1
Minutes for:	07/05/17
Adopted:	07/05/18

**MINUTES OF A REGULAR MEETING
OF THE MADERA CITY COUNCIL
CITY OF MADERA, CALIFORNIA**

**July 5, 2017
6:00 p.m.**

**Council Chambers
City Hall**

CALL TO ORDER - The meeting was called to order at 6:00 p.m.

ROLL CALL:

Present: Mayor Andrew J. Medellin
Mayor Pro Tem Cece Foley Gallegos, District 1
Council Member Jose Rodriguez, District 2
Council Member Donald E. Holley, District 6
Council Member Derek O. Robinson Sr., District 4
Council Member William Oliver, District 3
Council Member Charles F. Rigby, District 5

Others present were City Administrator David Tooley, City Attorney Brent Richardson, City Clerk Sonia Alvarez, Director of Financial Services Tim Przybyla, City Engineer Keith Helmuth, Public Works Operations Director David Randall, Chief of Police Steve Frazier, Director of Parks and Community Services Mary Anne Seay, Grant Administrator Ivette Iraheta, Chief Building Official Steve Woodworth, Information Services Manager Mark Souders, Planning Manager Chris Boyle, Tyler Munis Implementation Project Manager Becky McCurdy, Commander Dino Lawson, Financial Services Manager Tim Przybyla, Parks Business Manager Mark Etheridge, Recreation/Community Programs Coordinator Corinne Long-Folk, Administrative Analyst Eric Battles, Successor Agency Director Jim Taubert, Neighborhood Preservation Supervisor Viola Rodriguez and Battalion Chief Jim Forga.

INVOCATION: Pastor Tim McGraw, Yosemite Christian Center

PLEDGE OF ALLEGIANCE: Mayor Medellin led in the Pledge of Allegiance.

PUBLIC COMMENT:

The first fifteen minutes of the meeting are reserved for members of the public to address the Council on items which are within the subject matter jurisdiction of the Council. Speakers shall be limited to three minutes. Speakers will be asked to identify themselves and state the subject of their comment. If the subject is an item on the Agenda, the Mayor has the option of asking the speaker to hold the comment until that item is called. Comments on items listed as a Public Hearing on the Agenda should be held until the hearing is opened. The Council is prohibited by law from taking any action on matters discussed that are not on the Agenda, and no adverse conclusions should be drawn if the Council does not respond to public comment at this time.

Mayor Medellin opened public comment.

John Anderson, representative for Senator Anthony Cannella, provided a brief update on the State of California and added that as representatives of the Senator, they hold mobile district offices.

Humberto Avila, residing in Madera, California, shared concerns regarding construction occurring close to his property and wants to know his options. Mayor Medellin stated they can discuss further when item C-1 is opened.

Mayor Medellin closed public comment.

LATE DISTRIBUTION – The City Clerk made a late distribution announcement regarding item C-2.

A. WORKSHOP

There are no items for this section.

B. CONSENT CALENDAR

Items on the consent calendar are adopted with a single motion and vote of the council. Items pulled from the consent calendar for further discussion are adopted under separate action.

No items were pulled from the consent calendar.

ON MOTION BY COUNCIL MEMBER RIGBY, AND SECONDED BY COUNCIL MEMBER OLIVER, THE CONSENT CALENDAR, WAS ADOPTED UNANIMOUSLY BY A VOTE OF 7-0.

B-1 Minutes – 10/05/16

B-2 Information Only – Warrant Disbursement Report

B-3 Consideration of a Resolution Approving a Host Agency Agreement between the SER Senior Community Service Employment Program (SER SCSEP) and the City of Madera for Senior Employment Services, and Authorizing the Mayor to Execute the Agreement on Behalf of the City (Report by Mary Anne Seay)

RES. NO. 17-87 A RESOLUTION OF THE CITY COUNCIL OF THE CITY OF MADERA, CALIFORNIA APPROVING A HOST AGENCY AGREEMENT BETWEEN THE SER SENIOR COMMUNITY SERVICE EMPLOYMENT PROGRAM (SER SCSEP) AND THE CITY OF MADERA FOR SENIOR EMPLOYMENT SERVICES, AND AUTHORIZING THE MAYOR TO EXECUTE THE AGREEMENT ON BEHALF OF THE CITY

B-4 Consideration of a Resolution Authorizing the City Administrator or His/Her Designee to Act on Behalf of the City of Madera to Execute an Application and Agreement for CA Office of Emergency Services (CalOES) Financial Assistance (Report by Ivette Iraheta)

RES. NO. 17-88 A RESOLUTION OF THE CITY OF MADERA, CALIFORNIA, APPROVING SUBMISSION OF AN APPLICATION TO THE CALIFORNIA OFFICE OF EMERGENCY SERVICES AND AUTHORIZING THE CITY ADMINISTRATOR, OR HIS/HER DESIGNEE, TO EXECUTE ALL REQUIRED DOCUMENTS

B-5 Consideration of a Minute Order Acceptance of the Construction of Crosswalk and ADA Concrete Ramp Installation on Howard Road at Shannon Avenue City Project No. TS 21 (Report by Keith Helmuth)

B-6 Consideration of a Resolution Approving an Agreement with Madera County to Provide Dial-A-Ride Transit Services to County Residents for Fiscal Year 2017-18 and Authorizing the Mayor to Execute the Agreement on Behalf of the City (Report by Ivette Iraheta)

RES. NO. 17-89 A RESOLUTION OF THE COUNCIL OF THE CITY OF MADERA, CALIFORNIA, APPROVING AN AGREEMENT WITH MADERA COUNTY TO PROVIDE DIAL-A-RIDE TRANSIT SERVICES TO COUNTY RESIDENTS FOR FISCAL YEAR

**2017-18 AND AUTHORIZING THE MAYOR TO EXECUTE THE AGREEMENT
ON BEHALF OF THE CITY**

C. HEARINGS, PETITIONS, BIDS, RESOLUTIONS, ORDINANCES, AND AGREEMENTS

- C-1 Public Hearing and Consideration of Introduction of an Ordinance Rezoning Approximately .69-acre of Property Located in Proximity to the Northwest Corner of West Yosemite Avenue and North K Street (601 and 609 West Yosemite Avenue, and 110 North K Street) from the R1 (Low Density Residential) Zone District to the WY (West Yosemite Professional Office) Zone District (APN: 010-081-003, 004 and 005) (Report by Chris Boyle)**

Planning Manager Chris Boyle presented the report.

Mayor Medellin opened the public hearing.

Humberto Avila, residing in Madera, California, shared concerns that his property will be between two commercial buildings and how that will affect his property and value.

Mayor Medellin closed the public hearing.

The introduction of an ordinance was read by title by the City Clerk.

ON MOTION BY COUNCIL MEMBER RIGBY, AND SECONDED BY COUNCIL MEMBER OLIVER, FURTHER READING WAS WAIVED, AND ITEM C-1, THE INTRODUCTION OF AN ORDINANCE, WAS ADOPTED UNANIMOUSLY BY A VOTE OF 7-0.

INTRO. ORD. INTRODUCTION OF AN ORDINANCE OF THE CITY COUNCIL OF THE CITY OF MADERA AMENDING THE OFFICIAL CITY OF MADERA ZONING MAP TO REZONE APPROXIMATELY 30,000 SQUARE FEET OF PROPERTY LOCATED AT 601 AND 609 WEST YOSEMITE AVENUE, AND 110 NORTH K STREET, IN PROXIMITY TO THE INTERSECTION OF WEST YOSEMITE AVENUE AND NORTH K STREET FROM THE R1 (LOW DENSITY RESIDENTIAL) ZONE DISTRICT TO THE WY (WEST YOSEMITE PROFESSIONAL OFFICE) ZONE DISTRICT

- C-2 Public Hearing and Consideration of a Resolution Adopting the City of Madera Fiscal Year 2017/2018 Budget and Capital Improvement Program (CIP) (Report by Tim Przybyla)**

Director of Financial Services Tim Przybyla presented the report.

Mayor Medellin opened the public hearing. No comments were made and Mayor Medellin closed the public hearing.

ON MOTION BY COUNCIL MEMBER OLIVER, AND SECONDED BY COUNCIL MEMBER RIGBY, ITEM C-2, RES. NO. 17-90, WAS ADOPTED UNANIMOUSLY BY A VOTE OF 7-0.

RES. NO. 17-90 RESOLUTION OF THE COUNCIL OF THE CITY OF MADERA ADOPTING THE BUDGET OF THE CITY OF MADERA FOR THE FISCAL YEAR JULY 1, 2017 THROUGH JUNE 30, 2018 IN THE AMOUNT OF \$96,455,837 AND ADOPTING THE 5-YEAR CAPITAL IMPROVEMENT PROGRAM (CIP) COVERING THE PERIOD THROUGH FISCAL YEAR 2021/2022

D. WRITTEN COMMUNICATIONS

There are no items for this section.

E. ADMINISTRATIVE REPORTS

E-1 Bi-Weekly Water Conservation Report for June 12th through June 25th, and Consideration of Direction to Staff Regarding Potential Amendments to the Outdoor Watering Restrictions (Report by Dave Randall)

Public Works Operations Director Dave Randall presented the report.

After discussion, Council direction was given to bring back an item to go to three days a week watering and to utilize social media to inform the public.

E-2 Council Participation in a Joint Bipartisan Workshop to Discuss Potential Creation of an Intergovernmental Coalition (Report by Sonia Alvarez)

City Clerk Sonia Alvarez presented the report.

Council consensus was reached to participate in the joint workshop.

F. COUNCIL REPORTS

Council Member Robinson shared that he had a lovely time at the Fourth of July celebration.

Mayor Pro Tem Foley Gallegos thanked the City Engineer Keith Helmuth for spending time with her to review the Capital Improvement Program (CIP).

Council Member Rigby announced that the 5th Annual Madera County Food Bank Dinner is scheduled July 27th and the Mayor is the keynote speaker.

Council Member Holley shared that the firework extravaganza was awesome.

Council Member Rodriguez asked for an item to be added to the next agenda to designate members of the Council to attend the Madera Realtors Association Symposium scheduled August 10th to avoid quorum issues.

Mayor Medellin commended staff on the Fourth of July event.

Mayor Medellin asked that staff bring back a discussion only item regarding the Friends of Madera Animal Shelter budget request.

G. CLOSED SESSION

G-1 Closed Session Announcement – City Attorney

The Council adjourned to closed session at 8:09 p.m. to discuss item G-2.

G-2 Conference with Legal Counsel – Existing Litigation. Subdivision (d)(1) of Government Code §54956.9

One case: MCA 1803, LLC, et al. v. City of Madera
MCV073252

G-3 Closed Session Report – City Attorney

The Council returned from closed session at 8:51 p.m. with all members present.

There was no reportable action for item G-2.


ADJOURNMENT - The meeting was adjourned at 8:52 p.m. Next regular meeting July 19, 2017.

CONSISTENCY WITH THE VISION MADERA 2025 PLAN

Approval of the minutes is not addressed in the vision or action plans; the requested action is also not in conflict with any of the actions or goals contained in that plan.

SONIA ALVAREZ, City Clerk

ANDREW J. MEDELLIN, Mayor



Return to Agenda

Item:	B-1
Minutes for:	06/20/18
Adopted:	07/05/18

**MINUTES OF A REGULAR MEETING
OF THE MADERA CITY COUNCIL
CITY OF MADERA, CALIFORNIA**

**June 20, 2018
6:00 p.m.**

**Council Chambers
City Hall**

CALL TO ORDER – The meeting was called to order at 6:02 p.m.

ROLL CALL:

Present: Mayor Andrew J. Medellin
Mayor Pro Tem Jose Rodriguez, District 2
Council Member Cece Foley Gallegos, District 1
Council Member William Oliver, District 3
Council Member Derek O. Robinson Sr., District 4
Council Member Charles F. Rigby, District 5
Council Member Donald E. Holley, District 6

Others present were City Administrator Steve Frazier, City Attorney Brent Richardson, City Clerk Sonia Alvarez, Director of Financial Services Tim Przybyla, City Engineer Keith Helmuth, Public Works Operations Director John Scarborough, Chief of Police Dino Lawson, Director of Human Resources Wendy Silva, Grant Administrator Ivette Iraheta, Chief Building Official Steve Woodworth, Information Services Manager Mark Souders, Planning Manager Chris Boyle, Commander Gino Chiaramonte, Division Fire Chief Matt Watson.

INVOCATION: Pastor Randy Brannon, Grace Community Church

PLEDGE OF ALLEGIANCE: Mayor Medellin led in the Pledge of Allegiance.

PUBLIC COMMENT:

The first fifteen minutes of the meeting are reserved for members of the public to address the Council on items which are within the subject matter jurisdiction of the Council. Speakers shall be limited to three minutes. Speakers will be asked to identify themselves and state the subject of their comment. If the subject is an item on the Agenda, the Mayor has the option of asking the speaker to hold the comment until that item is called. Comments on items listed as a Public Hearing on the Agenda should be held until the hearing is opened. The Council is prohibited by law from taking any action on matters discussed that are not on the Agenda, and no adverse conclusions should be drawn if the Council does not respond to public comment at this time.

Mayor Medellin opened public comment.

Renee Benoit shared the estimated cost to hold a recall election and spoke against it.

Khalid Chaudhry shared the reasons he is seeking to recall the Mayor.

Westley Kelley introduced himself as the General Manager for First Transit.

Mayor Medellin closed public comment.

PRESENTATIONS

1. Presentation on Love Madera (Presentation by April Molina)

April Molina shared information on Love Madera and played a video. The next service day is scheduled Saturday, 9/22/18. The Council received cookies with the City of Madera logo.

2. Proclamation Recognizing the 2018 Olympic Day

Mayor Medellin proclaimed June 23, 2018 as Olympic Day in the City and recognized Council Member Holley's many years of service in heading the Jesse Owens Games.

INTRODUCTIONS There are no introductions.

A. WORKSHOP

A-1 Workshop on Operation Quiet Independence (Presentation by Josiah Arnold)

Police Sergeant Josiah Arnold gave a presentation on Operation Quiet Independence which will include public education and increased enforcement against illegal fireworks June 29th through July 5th.

B. CONSENT CALENDAR

Items on the consent calendar are adopted with a single motion and vote of the council. Items pulled from the consent calendar for further discussion are adopted under separate action.

No items were pulled from the consent calendar.

ON MOTION BY COUNCIL MEMBER RIGBY, AND SECONDED BY COUNCIL MEMBER ROBINSON, THE CONSENT CALENDAR, WAS ADOPTED UNANIMOUSLY BY A VOTE OF 7-0.

B-1 Minutes – 06/21/17, 6/06/18

B-2 Warrant Disbursement Report 5/30/18 – 6/11/18 (Report by Tim Przybyla)

B-3 Consideration of a Resolution Approving the Award of Contract for Chip Seal Application on Various City Streets, City Project No. R-75 in the Amount of \$396,906.25 to Talley Oil, Inc., Authorizing Construction Contingencies of Up to 8%, Construction Inspections and Construction Management as Approved by the City Engineer and Authorizing the Mayor to Execute the Contract on Behalf of the City (Report by Keith Helmuth)

RES. NO. 18-94 A RESOLUTION OF THE CITY COUNCIL OF THE CITY OF MADERA, CALIFORNIA, APPROVING THE AWARD OF CONTRACT FOR CHIP SEAL APPLICATION ON VARIOUS CITY STREETS, CITY PROJECT NO. R-75 IN THE AMOUNT OF \$396,906.25 TO TALLEY OIL, INC. AUTHORIZING CONSTRUCTION CONTINGENCIES OF UP TO 8%, CONSTRUCTION INSPECTIONS AND CONSTRUCTION MANAGEMENT AS APPROVED BY THE CITY ENGINEER AND AUTHORIZING THE MAYOR TO EXECUTE THE CONTRACT ON BEHALF OF THE CITY

B-4 Consideration of a Minute Order Approving a Letter of Support to the Madera County Transportation Commission in Favor of a Grant Application for Funding of the State Route 99 Widening from 4 to 6 Lanes between Avenue 12 and Avenue 17 under the Better Utilizing Investments to Leverage Development (Build) Program (Report by Keith Helmuth)

B-5 Consideration of a Minute Order Rejecting a Claim filed by Paul Huizar (Report by Wendy Silva)

B-6 Consideration of a Minute Order Rejecting a Claim Filed by Adrienne Rice (Report by Wendy Silva)

B-7 Consideration of a Resolution Accepting Grant Awards from the Federal Transportation Administration for City of Madera Transit Divisions' Operating and Capital Assistance, Expansion of Fixed Route Services, and Amending the FY 2017/18 Budget (Report by Ivette Iraheta)

RES. NO. 18-95 A RESOLUTION OF THE CITY COUNCIL OF THE CITY OF MADERA, CALIFORNIA, ACCEPTING GRANT AWARDS FROM THE FEDERAL TRANSPORTATION ADMINISTRATION FOR CITY OF MADERA TRANSIT DIVISIONS' OPERATING AND CAPITAL ASSISTANCE, EXPANSION OF FIXED ROUTE SERVICES, AND AMENDING THE FY 2017/18 BUDGET

B-8 Consideration of a Resolution Approving an Agreement for Purchase and Sale of Real Property with the Property Owner and Acceptance of the Grant Deed for the Police Department Project at 320 South C Street (Report by Keith Helmuth)

RES. NO. 18-96 A RESOLUTION OF THE CITY COUNCIL OF THE CITY OF MADERA, CALIFORNIA, APPROVING AN AGREEMENT FOR PURCHASE AND SALE OF REAL PROPERTY FOR THE POLICE DEPARTMENT PROJECT

B-9 Consideration of a Resolution Approving Two Agreements for Purchase and Sale of Real Property with the Property Owners and Acceptance of the Easement Deeds for the Howard Road/Westberry Boulevard Traffic Signal Project (Report by Keith Helmuth)

RES. NO. 18-97 A RESOLUTION OF THE COUNCIL OF THE CITY OF MADERA, CALIFORNIA, APPROVING TWO AGREEMENTS FOR PURCHASE AND SALE OF REAL PROPERTY WITH THE PROPERTY OWNERS AND ACCEPTANCE OF THE EASEMENT DEEDS FOR THE HOWARD ROAD/WESTBERRY BOULEVARD TRAFFIC SIGNAL PROJECT

B-10 Consideration of a Resolution Approving a Letter Agreement with the Union Pacific Railroad Company for the Purchase of Real Property for the Olive Avenue, between Gateway Drive and Knox Street, Widening and Reconstruction Project (Report by Keith Helmuth)

RES. NO. 18-98 A RESOLUTION OF THE COUNCIL OF THE CITY OF MADERA, CALIFORNIA, APPROVING A LETTER AGREEMENT WITH THE UNION PACIFIC RAILROAD COMPANY FOR THE PURCHASE OF REAL PROPERTY FOR THE OLIVE AVENUE, BETWEEN GATEWAY DRIVE AND KNOX STREET, WIDENING AND RECONSTRUCTION PROJECT

B-11 Consideration of a Resolution Authorizing the City to Submit an Application to the California Energy Commission Energy Partnership Program (Report by Ivette Iraheta)

RES. NO. 18-99 A RESOLUTION OF THE CITY COUNCIL OF THE CITY OF MADERA, CALIFORNIA AUTHORIZING THE CITY TO SUBMIT AN APPLICATION TO THE CALIFORNIA ENERGY COMMISSION ENERGY PARTNERSHIP PROGRAM

B-12 Consideration of a Resolution Approving an Agreement for Purchase and Sale of Real Property with the Property Owner and Acceptance of the Grant Deed for the Police Department Property Acquisition at 325 South D Street (Report by Keith Helmuth)

**RES. NO. 18-100 A RESOLUTION OF THE COUNCIL OF THE CITY OF MADERA, CALIFORNIA,
APPROVING AN AGREEMENT FOR PURCHASE AND SALE OF REAL
PROPERTY FOR THE POLICE DEPARTMENT PROPERTY ACQUISITION**

B-13 Consideration of a Minute Order Approving and Accepting the City of Madera Investment Report for the Quarter Ending March 31, 2018 (Report by Tim Przybyla)

C. HEARINGS, PETITIONS, BIDS, RESOLUTIONS, ORDINANCES, AND AGREEMENTS

C-1 Public Hearing and Consideration of a Resolution Adopting the Community Development Block Grant 2018/2019 Action Plan, Approving Allocations and Authorizing the City Administrator to Sign the Certifications (Report by Ivette Iraheta)

Grant Administrator Ivette Iraheta offered assistance in Spanish to members of the public in attendance. No assistance was requested. Ms. Iraheta presented the report.

Mayor Medellin opened the public hearing. No comments were made and Mayor Medellin closed the public hearing.

ON MOTION BY COUNCIL MEMBER HOLLEY, AND SECONDED BY COUNCIL MEMBER FOLEY GALLEGOS, ITEM C-1, RES. NO. 18-101, WAS ADOPTED UNANIMOUSLY BY A VOTE OF 7-0.

**RES. NO. 18-101 A RESOLUTION OF THE CITY COUNCIL, OF THE CITY OF MADERA,
CALIFORNIA, ADOPTING THE COMMUNITY DEVELOPMENT BLOCK GRANT
2018/19 ACTION PLAN, APPROVING ALLOCATIONS AND AUTHORIZING
THE CITY ADMINISTRATOR TO SIGN THE CERTIFICATIONS**

C-2 Consideration of Resolutions Adopting 2018/2019 Community Development Block Grant Agreements for Services as Follows: (Report by Ivette Iraheta)

Grant Administrator Ivette Iraheta presented the report.

Council Member Oliver asked for staff to consider inviting award recipients back around midyear to give presentations on their use of CDBG funds.

Mayor Medellin opened the public hearing. No comments were made and Mayor Medellin closed the public hearing.

ON MOTION BY COUNCIL MEMBER OLIVER, AND SECONDED BY COUNCIL MEMBER HOLLEY, ITEMS C-2A THROUGH C-2M, RES. NOS. 18-102 THROUGH 18-114 RESPECTIVELY, WERE ADOPTED UNANIMOUSLY BY A VOTE OF 7-0.

A. The Madera Rescue Mission to Provide Administrative Homeless Program Services

**RES. NO. 18-102 A RESOLUTION OF THE CITY COUNCIL, OF THE CITY OF MADERA,
CALIFORNIA, APPROVING A 2018/2019 COMMUNITY DEVELOPMENT
BLOCK GRANT AGREEMENT FOR SERVICES WITH THE MADERA RESCUE
MISSION**

B. The Community Action Partnership of Madera County to Coordinate with the Fresno/Madera Continuum of Care

**RES. NO. 18-103 RESOLUTION OF THE CITY COUNCIL, OF THE CITY OF MADERA,
CALIFORNIA, APPROVING A 2018/2019 COMMUNITY DEVELOPMENT**

**BLOCK GRANT AGREEMENT FOR SERVICES WITH THE COMMUNITY
ACTION PARTNERSHIP OF MADERA COUNTY**

- C. The Youth Leadership Institute to Engage Youth in After School Programs

RES. NO. 18-104 RESOLUTION OF THE CITY COUNCIL, OF THE CITY OF MADERA, CALIFORNIA, APPROVING A 2018/2019 COMMUNITY DEVELOPMENT BLOCK GRANT AGREEMENT FOR SERVICES WITH THE YOUTH LEADERSHIP INSTITUTE

- D. The Madera Rescue Mission to Provide Services to Homeless Persons

RES. NO. 18-105 A RESOLUTION OF THE CITY COUNCIL, OF THE CITY OF MADERA, CALIFORNIA, APPROVING A 2018/2019 COMMUNITY DEVELOPMENT BLOCK GRANT AGREEMENT FOR SERVICES WITH THE MADERA RESCUE MISSION

- E. The Madera Coalition for Community Justice to Provide Youth Leadership

RES. NO. 18-106 A RESOLUTION OF THE CITY COUNCIL, OF THE CITY OF MADERA, CALIFORNIA, APPROVING A 2018/2019 COMMUNITY DEVELOPMENT BLOCK GRANT AGREEMENT FOR SERVICES WITH THE MADERA COALITION FOR COMMUNITY JUSTICE

- F. Doors of Hope to Provide Services for Pregnancy Care Center to Provide Counseling and Parent Education

RES. NO. 18-107 A RESOLUTION OF THE CITY COUNCIL, OF THE CITY OF MADERA, CALIFORNIA, APPROVING A 2018/2019 COMMUNITY DEVELOPMENT BLOCK GRANT AGREEMENT FOR SERVICES WITH DOORS OF HOPE

- G. Pequeños Empresarios to Provide Early Childhood Mentoring in Work/Life/Nutrition and Finance

RES. NO. 18-108 A RESOLUTION OF THE CITY COUNCIL, OF THE CITY OF MADERA, CALIFORNIA, APPROVING A 2018/2019 COMMUNITY DEVELOPMENT BLOCK GRANT AGREEMENT FOR SERVICES WITH PEQUEÑOS EMPRESARIOS

- H. The City of Madera Parks and Community Services Department to Provide Seniors with Programming Associated with Parks' Suite of Senior Activities

RES. NO. 18-109 A RESOLUTION OF THE CITY COUNCIL, OF THE CITY OF MADERA, CALIFORNIA, APPROVING A 2018/2019 COMMUNITY DEVELOPMENT BLOCK GRANT AGREEMENT FOR SERVICES WITH THE CITY OF MADERA PARKS AND COMMUNITY SERVICES DEPARTMENT

- I. The City of Madera Parks and Community Services Department for Americans with Disabilities Act Improvements at Various City-Owned Facilities

RES. NO. 18-110 A RESOLUTION OF THE CITY COUNCIL, OF THE CITY OF MADERA, CALIFORNIA, APPROVING A 2018/2019 COMMUNITY DEVELOPMENT BLOCK GRANT AGREEMENT FOR SERVICES WITH THE CITY OF MADERA PARKS AND COMMUNITY SERVICES DEPARTMENT

- J. The City of Madera Engineering Department for Rectangular Rapid Flash Beacon System at the Intersection of Sunrise Avenue and Lily Street

RES. NO. 18-111 A RESOLUTION OF THE CITY COUNCIL, OF THE CITY OF MADERA, CALIFORNIA, APPROVING A 2018/2019 COMMUNITY DEVELOPMENT BLOCK GRANT AGREEMENT FOR SERVICES WITH THE CITY OF MADERA ENGINEERING DEPARTMENT

- K. The City of Madera Engineering Department to Install a Pedestrian Signal at the Intersection of Stadium Road and Gary Street

RES. NO. 18-112 A RESOLUTION OF THE CITY COUNCIL, OF THE CITY OF MADERA, CALIFORNIA, APPROVING A 2018/2019 COMMUNITY DEVELOPMENT BLOCK GRANT AGREEMENT FOR SERVICES WITH THE CITY OF MADERA ENGINEERING DEPARTMENT

- L. The Housing Authority of the City of Madera to Upgrade the Pomona Ranch Housing Center to Provide Temporary Housing for Homeless Families

RES. NO. 18-113 A RESOLUTION OF THE CITY COUNCIL, OF THE CITY OF MADERA, CALIFORNIA, APPROVING A 2018/2019 COMMUNITY DEVELOPMENT BLOCK GRANT AGREEMENT FOR SERVICES WITH THE HOUSING AUTHORITY OF THE CITY OF MADERA

- M. The City of Madera Public Works Department to Replace the Millview Community Center's Roof

RES. NO. 18-114 A RESOLUTION OF THE CITY COUNCIL, OF THE CITY OF MADERA, CALIFORNIA, APPROVING A 2018/2019 COMMUNITY DEVELOPMENT BLOCK GRANT AGREEMENT FOR SERVICES WITH THE CITY OF MADERA PUBLIC WORKS DEPARTMENT

- C-3 Consideration of a Resolution Approving a Side Letter Agreement Between the City of Madera and the Madera Police Officers' Association Related to Health Benefits and Authorizing the City Administrator to Execute the Agreement (Report by Wendy Silva)**

Director of Human Resources Wendy Silva presented the report for the next four items (C-3 thru C-6) due to the same subject matter with action being taken separately on each.

ON MOTION BY COUNCIL MEMBER HOLLEY, AND SECONDED BY COUNCIL MEMBER OLIVER, ITEM C-3, RES. NO. 18-115, WAS ADOPTED UNANIMOUSLY BY A VOTE OF 7-0.

RES. NO. 18-115 A RESOLUTION OF THE CITY COUNCIL OF THE CITY OF MADERA APPROVING A SIDE LETTER AGREEMENT BETWEEN THE CITY OF MADERA AND THE MADERA POLICE OFFICERS' ASSOCIATION RELATED TO HEALTH BENEFITS AND AUTHORIZING THE CITY ADMINISTRATOR TO EXECUTE THE AGREEMENT

- C-4 Consideration of a Resolution Approving a Side Letter Agreement Between the City of Madera and the Law Enforcement Mid-Management Group Related to Health Benefits and Authorizing the City Administrator to Execute the Agreement (Report by Wendy Silva)**

ON MOTION BY COUNCIL MEMBER RIGBY, AND SECONDED BY COUNCIL MEMBER FOLEY GALLEGOS, ITEM C-4, RES. NO. 18-116, WAS ADOPTED UNANIMOUSLY BY A VOTE OF 7-0.

RES. NO. 18-116 A RESOLUTION OF THE CITY COUNCIL OF THE CITY OF MADERA APPROVING A SIDE LETTER AGREEMENT BETWEEN THE CITY OF MADERA AND THE LAW ENFORCEMENT MID-MANAGEMENT GROUP RELATED TO HEALTH BENEFITS AND AUTHORIZING THE CITY ADMINISTRATOR TO EXECUTE THE AGREEMENT

C-5 Consideration of a Resolution Approving a Side Letter Agreement between the City of Madera and the Mid-Management Employee Group Related to Health Benefits and Authorizing the City Administrator to Execute the Agreement (Report by Wendy Silva)

ON MOTION BY COUNCIL MEMBER HOLLEY, AND SECONDED BY COUNCIL MEMBER FOLEY GALLEGOS, ITEM C-5, RES. NO. 18-117, WAS ADOPTED UNANIMOUSLY BY A VOTE OF 7-0.

RES. NO. 18-117 A RESOLUTION OF THE CITY COUNCIL OF THE CITY OF MADERA APPROVING A SIDE LETTER AGREEMENT BETWEEN THE CITY OF MADERA AND THE MID-MANAGEMENT EMPLOYEE GROUP RELATED TO HEALTH BENEFITS AND AUTHORIZING THE CITY ADMINISTRATOR TO EXECUTE THE AGREEMENT

C-6 Consideration of a Resolution Approving a Side Letter Agreement between the City of Madera and the Madera Affiliated City Employees' Association Related to Health Benefits and Authorizing the City Administrator to Execute the Agreement

ON MOTION BY COUNCIL MEMBER HOLLEY, AND SECONDED BY MAYOR PRO TEM RODRIGUEZ, ITEM C-6, RES. NO. 18-118, WAS ADOPTED UNANIMOUSLY BY A VOTE OF 7-0.

RES. NO. 18-118 A RESOLUTION OF THE CITY COUNCIL OF THE CITY OF MADERA APPROVING A SIDE LETTER AGREEMENT BETWEEN THE CITY OF MADERA AND THE MADERA AFFILIATED CITY EMPLOYEES' ASSOCIATION RELATED TO HEALTH BENEFITS AND AUTHORIZING THE CITY ADMINISTRATOR TO EXECUTE THE AGREEMENT

C-7 Consideration of a Resolution Approving Amendments to Employment Agreements with the Planning Manager, Grant Administrator, Director of Community Development, City Engineer, Director of Parks & Community Services, Chief of Police, Chief Building Official, Information Services Manager, Director of Financial Services, and Director of Human Resources (Report by Wendy Silva)

Director of Human Resources Wendy Silva presented the report.

In response to the question from Council on when the Koff study would be presented, the City Administrator advised that pending direction given later this evening, they anticipate the earliest would be second meeting in July. Ms. Silva added that Ron Manfredi is currently scheduled for that meeting as well or they may move to the following meeting.

Mayor Medellin made the following announcement required by Government Code 54953(c)(3):
If approved, the proposed amendments to the listed At-Will Employment Agreements will modify the City's contribution to health benefits for the 2018-19 plan year, reducing the contribution to match the new plan premiums. For all agreements with termination dates of August 5, 2018 that required notice from the City of new contract provisions by May 5, 2018, the term of the agreements is being extended to allow the City time to receive and review the compensation study results. All proposed amendments with term extensions include openers that will allow the City Administrator the opportunity to negotiate the terms of the

agreements as a result of the outcome of the compensation study without triggering severance provisions. The proposed amendment to the Chief of Police At-Will Employment Agreement includes a correction due to a clerical error and corrects the effective date of the salary provisions to the effective date of appointment to Chief of Police.

ON MOTION BY COUNCIL MEMBER RIGBY, AND SECONDED BY MAYOR PRO TEM RODRIGUEZ, ITEM C-7, RES. NO. 18-119, WAS ADOPTED UNANIMOUSLY BY A VOTE OF 7-0.

RES. NO. 18-119 A RESOLUTION APPROVING AMENDMENTS TO EMPLOYMENT AGREEMENTS WITH THE PLANNING MANAGER, GRANT ADMINISTRATOR, DIRECTOR OF COMMUNITY DEVELOPMENT, CITY ENGINEER, DIRECTOR OF PARKS & COMMUNITY SERVICES, CHIEF OF POLICE, CHIEF BUILDING OFFICIAL, INFORMATION SERVICES MANAGER, DIRECTOR OF FINANCIAL SERVICES, AND DIRECTOR OF HUMAN RESOURCES AND AUTHORIZING THE CITY ADMINISTRATOR TO EXECUTE THE AGREEMENTS

C-8 Consideration of a Resolution Approving Amendments Regarding Health Benefits to Employment Agreements with the City Administrator, City Clerk and City Attorney
(Report by Wendy Silva)

Director of Human Resources Wendy Silva presented the report.

Mayor Medellin made the following announcement required by Government Code 54953(c)(3):
If approved, the proposed amendments to the listed At-Will Employment Agreements will modify the City's contribution to health benefits for the 2018-19 plan year, reducing the contribution to match the new plan premiums.

ON MOTION BY COUNCIL MEMBER HOLLEY, AND SECONDED BY MAYOR PRO TEM RODRIGUEZ, ITEM C-8, RES. NO. 18-120, WAS ADOPTED UNANIMOUSLY BY A VOTE OF 7-0.

RES. NO. 18-120 A RESOLUTION APPROVING AMENDMENTS REGARDING HEALTH BENEFITS TO EMPLOYMENT AGREEMENTS WITH THE CITY ADMINISTRATOR, CITY CLERK AND CITY ATTORNEY AND AUTHORIZING THE MAYOR TO EXECUTE THE AGREEMENTS

C-9 Consideration of a Resolution Approving the City of Madera Expanded Public Safety Funding Policy (Report by Tim Przybyla)

Director of Financial Services Tim Przybyla presented the report.

ON MOTION BY COUNCIL MEMBER FOLEY GALLEGOS, AND SECONDED BY COUNCIL MEMBER ROBINSON, ITEM C-9, RES. NO. 18-121, WAS ADOPTED BY A ROLL CALL VOTE OF 6-1. AYES: MAYOR MEDELLIN, MAYOR PRO TEM RODRIGUEZ, COUNCIL MEMBERS OLIVER, RIGBY, FOLEY GALLEGOS, ROBINSON. NOES: COUNCIL MEMBER HOLLEY.

RES. NO. 18-121 A RESOLUTION OF THE CITY COUNCIL OF THE CITY OF MADERA, CALIFORNIA, APPROVING AND ADOPTING THE CITY OF MADERA EXPANDED PUBLIC SAFETY FUNDING POLICY

D. WRITTEN COMMUNICATIONS

There are no items for this section.

E. ADMINISTRATIVE REPORTS

E-1 Review and Direction Regarding Benefits Provided to City Council Members
(Report by Wendy Silva)

Director of Human Resources Wendy Silva presented the report.

Following discussion on Council benefits, Council agreed to hold off on any decision until such time as more information is available. Council also directed staff to bring back a resolution to consider the 18/19 health benefit rate for Council Members.

F. COUNCIL REPORTS

Council Member Robinson reported that he attended the General Membership meeting on June 14th where they received an update on SCA 20.

Council Member Foley Gallegos reported that she received calls from residents regarding watering regulations and days and asked for staff to look at watering days and fines. After discussion, the City Attorney Brent Richardson advised that staff can bring back a report.

Council Member Rigby reported that he along with Mayor Pro Tem Rodriguez and Council Member Oliver served on an ad-hoc committee to develop a development incentive program that is currently being rolled out.

Council Member Holley reported that he attended a Children's Conference in Washington, D.C. with Mattie Mendez of the Community Action Partnership of Madera County.

Mayor Pro Tem Rodriguez thanked his colleagues regarding the incentive program.

Council Member Oliver reported that he attended the second neighborhood watch meeting for the Riverview Neighborhood.

Council Member Oliver reported on the Madera Young Professionals Pop Up event held last Friday.

Mayor Medellin reported that he also attended the Riverside Neighborhood Watch meeting.

Mayor Medellin thanked April and John Molina for their community efforts and presentation.

Mayor Medellin reported that he and Council Member Foley Gallegos attended the Vista del Sol Neighborhood Watch meeting last night.

G. CLOSED SESSION

G-1 Closed Session Announcement – City Attorney

The Council adjourned to closed session at 8:23 p.m. to discuss the items as listed on the agenda.

G-2 Conference with Legal Counsel - Anticipated Litigation. Significant exposure to litigation pursuant to Government Code §54956.9(d)(2): 1 case

G-3 Conference with Labor Negotiators Pursuant to Government Code §54957.6

Agency Designated Representatives: Steve Frazier & Wendy Silva

Employee Organizations:
General Bargaining Unit
Madera Police Officers' Association

Mid-Management Employee Group
Law Enforcement Mid-Management Group
Management Employees

Unrepresented Direct Reports:

City Clerk, City Administrator, City Attorney, Executive Director of the Successor
Agency to the Former Madera Redevelopment Agency

**G-4 Conference with Real Property Negotiators – Pursuant to Government Code
Section 54956.8**

Property:	Parcel #1
905 S. Gateway Drive	APN: 011-182-002
Agency Negotiators:	Keith Helmuth, Les Jorgensen
Negotiating Parties:	Stephen J. Allen
Under Negotiation:	Price and Terms
Property:	Parcel #2
Vacant Lot	APN: 011-203-005
Agency Negotiators:	Keith Helmuth, Les Jorgensen
Negotiating Parties:	Francisco Nunez and Martha Leon Caro
Under Negotiation:	Price and Terms
Property:	Parcel #3
546 E. Olive Avenue	APN: 011-300-001
Agency Negotiators:	Keith Helmuth, Les Jorgensen
Negotiating Parties:	J. W. Myers, Inc. a California Corporation
Under Negotiation:	Price and Terms
Property:	Parcel #4
644 E. Olive Avenue	APN: 011-300-010
Agency Negotiators:	Keith Helmuth, Les Jorgensen
Negotiating Parties:	SJR LLC, a California Limited Liability Company
Under Negotiation:	Price and Terms
Property:	Parcel #5
Vacant Lot	APN: 011-300-011
Agency Negotiators:	Keith Helmuth, Les Jorgensen
Negotiating Parties:	John Gonzalez and Beatrice Gonzalez
Under Negotiation:	Price and Terms
Property:	Parcel #6
1280 E. Olive Avenue	APN: 011-330-002
Agency Negotiators:	Keith Helmuth, Les Jorgensen
Negotiating Parties:	Bernabe Castillo and Guillermina Ramirez
Under Negotiation:	Price and Terms
Property:	Parcel #7
62 S. Knox Street	APN: 011-330-003
Agency Negotiators:	Keith Helmuth, Les Jorgensen
Negotiating Parties:	Bernabe Castillo, Guillermina Ramirez and Asuncion Ramirez
Under Negotiation:	Price and Terms

G-5 Closed Session Report – City Attorney

The Council returned from closed session at 10:23 p.m. with all members present.

There was no reportable action for items G-2 and G-4.

Item G-3 – The City Attorney announced that the Council voted, by a vote of 6-1 with Mayor Pro Tem Rodriguez voting no, to authorize the Mayor to sign written direction to the City Administrator to obtain data from Koff for purposes of concluding labor negotiations with management. Ayes: Mayor Medellin, Council Members Foley Gallegos, Oliver, Robinson, Rigby, Holley. Noes: Mayor Pro Tem Rodriguez.

ADJOURNMENT - The meeting was adjourned at 10:41 p.m. Next regular meeting July 5, 2018.

CONSISTENCY WITH THE VISION MADERA 2025 PLAN

Approval of the minutes is not addressed in the vision or action plans; the requested action is also not in conflict with any of the actions or goals contained in that plan.

SONIA ALVAREZ, City Clerk

ANDREW J. MEDELLIN, Mayor

City of Madera

Council Meeting Of July 5th, 2018
Agenda Item No. B-2

Memorandum To: The Honorable Mayor,
City Council and City Administrator

From: Office of the Director of Finance

Subject: Listing of Warrants Issued

Date: 07/05/2018

Attached, for your information, is the register of the warrants for the City of Madera covering obligations paid during the period of:

June 12th, 2018 to June 25th, 2018

Each demand has been audited and I hereby certify to their accuracy and that there were sufficient funds for their payment.

General Warrant:	18028 - 18200	\$	749,643.77
Wire Transfer	Union Bank Payroll and Taxes	\$	613,520.19
Wire Transfer	SDI	\$	2,274.39
Wire Transfer	Cal Pers	\$	325,116.75

Respectfully submitted,



Tim Przybyla
Financial Services Director

CITY OF MADERA
REGISTER OF AUDITED DEMANDS FOR BANK #1-UNION BANK GENERAL ACCOUNT
June 25th, 2018


CHECK	PAY DATE	ISSUED TO	DESCRIPTION	AMOUNT
18028	06/15/2018	ADMINISTRATIVE SOLUTIONS INC.	MONTHLY ADMINISTRATIVE FEE JUNE 2018	4,536.50
18029	06/15/2018	ADMINISTRATIVE SOLUTIONS INC.	FUNDS ON DEPOSIT FOR MEDICAL CLAIMS 06/18	40,000.00
18030	06/15/2018	AEGIS GROUNDWATER CONSULTING	WELL CONSULTING	4,060.00
18031	06/15/2018	AKEL ENGINEERING GROUP, INC.	UPDATE STORM DRAIN MASTER PLAN	2,158.00
18032	06/15/2018	ALL VALLEY ADMINISTRATORS	ADMIN FEES FOR JUNE 2018	150.00
18033	06/15/2018	ALL VALLEY ADMINISTRATORS	MEDICAL & CHILD CARE EXPENSE ACCT 06/15/18 PAYROLL	867.52
18034	06/15/2018	AMERICAN BUSINESS MACHINES	COPIER LEASE AGREEMENT JUNE 2018	889.45
18035	06/15/2018	AMERICAN REFUSE, INC.	SERVICE - 240 N 1ST ST	1,967.00
18036	06/15/2018	ANDERSON STRIPING & CONSTRUCTION INC	REFUND DEPOSIT FOR METER #26	1,605.36
18037	06/15/2018	HOUSLEY DEMOLITION CO INC	REFUND DEPOSIT FOR METER #1	1,645.70
18038	06/15/2018	ARAMARK UNIFORM SERVICES	05/18 UNIFORM SERVICES	4,769.66
18039	06/15/2018	AT&T	05/18 CALNET 3 SVS 9391026399	1,380.91
18040	06/15/2018	AT&T	05/18 CALNET 3 SVS 9391026414	1,300.54
18041	06/15/2018	GAMIZ, ROBERT	CANCELLED PERMIT #20181001	139.16
18042	06/15/2018	JOSEPH CROWN CONSTRUCTION	CANCELLED PERMIT #20180167	2,234.70
18043	06/15/2018	JOSEPH CROWN CONSTRUCTION	CANCELLED PERMIT #20180257	12,833.08
18044	06/15/2018	BSK ASSOCIATES	WATER SAMPLES	1,032.00
18045	06/15/2018	CA DEPARTMENT OF CHILD SUPPORT	CHILD SUPPORT DEDUCTIONS FOR 06/15/18 PAYROLL	1,912.57
18046	06/15/2018	CALIFORNIA SURVEYING AND DRAFTING SUPPLY	OFFICE SUPPLIES	2,138.58
18047	06/15/2018	CANON FINANCIAL SERVICES	NASPO Contract 3091/7-15-70-23	3,522.83
18048	06/15/2018	CHICAGO TITLE COMPANY	PAYMENT FOR 14-CALHOME-9834 ESCROW: 313 HARDING	930.75
18049	06/15/2018	CITY OF KERMAN	REIMBURSEMENT FOR TRAINING EQUIPMENT	941.00
18050	06/15/2018	CITY OF MADERA	RAINWATER BARRELL - APPLY TO ACCT 9909743	75.64
18051	06/15/2018	CITY OF MADERA	DRIP IRRIGATION REBATE APPLY TO 9901419	150.00
18052	06/15/2018	COLGAN CONSULTING CORPORATION	Professional Services Related	6,150.00
18053	06/15/2018	COLONIAL LIFE & ACCIDENT INSURANCE CO	E700482-3 FOR 06/15/18 PAYROLL	994.79
18054	06/15/2018	CREATIVE COPY	BUSINESS CARDS SETS - POLICE DEPARTMENT	75.78
18055	06/15/2018	DAHL-BECK ELECTRIC	EQUIPMENT MAINTENANCE AND REPAIRS	10,420.79
18056	06/15/2018	DATAPROSE, LLC	MAY 2018 STATEMENTS/ NEWLETTER/ 48HR	9,752.47
18057	06/15/2018	FADLEY, SHAWN	REIMBURSEMENT OF DAMAGED PANTS	59.38
18058	06/15/2018	FORENSIC NURSE SPECIALISTS, INC.	FRESNO SART	3,700.00
18059	06/15/2018	HOUSING AUTHORITY OF THE CITY OF MADERA	REIMBURSE EXPENSES - POMONA RANCH HOMELESS SHELTER	2,150.13
18060	06/15/2018	KB HOME CENTRAL CALIFORNIA	WATER WELL IMPACT FEE REIMBURSEMENT-ORCHARD POINTE	175,243.64
18061	06/15/2018	KOFF & ASSOCIATES, INC.	Compensation Study for Management	7,670.00
18062	06/15/2018	LEGACY K9 INC.	K-9 BI-MONTHLY MAINTENANCE TRAINING MAR-MAY 2018	2,599.98
18063	06/15/2018	LEHR AUTO ELECTRIC	Chevy Tahoe PD up-fit parts an	4,953.11
18064	06/15/2018	M A C E A	JUNE 2018 MONTHLY DUES	2,020.00
18065	06/15/2018	M P O A	JUNE 2018 MONTHLY DUES	7,535.48
18066	06/15/2018	M.C.E.A.	JUNE 2018 MONTHLY DUES	370.00
18067	06/15/2018	MARTINEZ, ANDREW	EDUCATION REIMBURSEMENT	507.00
18068	06/15/2018	MID-MGMT EMPLOYEE GROUP	JUNE 2018 MONTHLY DUES	680.00
18069	06/15/2018	MNJ TECHNOLOGIES DIRECT, INC.	MICROSOFT SURFACE PEN	345.26
18070	06/15/2018	MUNISERVICES, LLC	LTC DISCOVERY SERVICES FOR PERIOD ENDING 05/31/18	184.64
18071	06/15/2018	MUNISERVICES, LLC	SUTA SERVICES FOR TAX QTR ENDING 12/31/17	902.25
18072	06/15/2018	N.P.C.-ORCHARD TRUST COMPANY	PLAN #340227-02 FOR 06/15/18 PAYROLL	1,932.32
18073	06/15/2018	N.P.C.-ORCHARD TRUST COMPANY	PLAN #340227-01 FOR 06/15/18 PAYROLL	8,870.82
18074	06/15/2018	OCHOA, ROUNEL	TUITION REIMBURSEMENT	424.95
18075	06/15/2018	ONTRAC	OVERNIGHT SHIPPING	7.52
18076	06/15/2018	PARKER, JOSHUA	TURF REPLACEMENT REBATE - 2626 GAMAY AVE	1,513.00
18077	06/15/2018	PACIFIC GAS & ELECTRIC	05/18 SVS 5225647713-5	219.59
18078	06/15/2018	BERMEA, EMILY	PARK DEPOSIT REFUND	50.00
18079	06/15/2018	CASTLEBERRY, CYNTHIA ESPINOZA	PARK DEPOSIT REFUND	50.00
18080	06/15/2018	CERVANTES, RICHARD	PARK DEPOSIT REFUND	50.00
18081	06/15/2018	CUEVAS, MARINA	PARK DEPOSIT REFUND	50.00
18082	06/15/2018	FISH, FELICIA	PARK DEPOSIT REFUND	50.00
18083	06/15/2018	GARCIA, CHRISTINA	PARK DEPOSIT REFUND	50.00
18084	06/15/2018	GOMEZ, BARBARA	PARK DEPOSIT REFUND	50.00
18085	06/15/2018	GONZALEZ, LETICIA	FIELD DEPOSIT REFUND	50.00
18086	06/15/2018	HERRERA, EDUARDO	PARK DEPOSIT REFUND	50.00
18087	06/15/2018	IBANEZ, CECILIA	PARK DEPOSIT REFUND	50.00
18088	06/15/2018	MADERA COUNTY FOOD BANK	PARK DEPOSIT REFUND	100.00
18089	06/15/2018	MEJIA, EDITH	PARK DEPOSIT REFUND	65.00
18090	06/15/2018	MONTIJO, JOSEPH	PARK DEPOSIT REFUND	50.00
18091	06/15/2018	NEW LIFE ASSEMBLY C/O CYNTHIA WINTER	PARK DEPOSIT REFUND	50.00
18092	06/15/2018	PEREZ, EDILIA	PARK DEPOSIT REFUND	50.00
18093	06/15/2018	PUENTE, BRUCE	PARK DEPOSIT REFUND	50.00
18094	06/15/2018	VALLEY WEST CHRISTIAN CENTER	PARK DEPOSIT REFUND	50.00
18095	06/15/2018	PRICE PAIGE AND COMPANY	PROFESSIONAL SVS FOR YR ENDED 06/30/17	6,890.00
18096	06/15/2018	RAFTELIS FINANCIAL CONSULTANTS, INC.	Consulting Services	6,080.00

18097	06/15/2018	RONALD J. MANFREDI	BILLING CONTRACT ITEMS 1 - 3RD OF 3 BILLINGS	6,667.67
18098	06/15/2018	S & L TOWING & GARAGE	TOWING SVS	200.00
18099	06/15/2018	STATE OF CALIFORNIA	FRANCHISE TAX DEDUCTIONS FOR 06/15/18 PAYROLL	611.30
18100	06/15/2018	STORMAX	STORAGE - TRANSIT/ CDBG/ DAR/ MAX	1,142.50
18101	06/15/2018	TELSTAR INSTRUMENTS	CHLORINE ANALYZER FOR WELL	5,871.48
18102	06/15/2018	TRANSUNION RISK & ALTERNATIVE DATA SOL.	DATABASE ACCESS MAY 2018	110.00
18103	06/15/2018	TYLER TECHNOLOGIES INC.	TYLER FORMS - PERMIT	150.00
18104	06/15/2018	AHMAD NADEEM	Utility Billing Deposit Refund	22.49
18105	06/15/2018	ALONZO MARTHA	Utility Billing Credit Refund	33.01
18106	06/15/2018	ALSAGGAF ANMMAR MOHAMMED AND GRACIELDA	Utility Billing Credit Refund	151.98
18107	06/15/2018	BELL JAMES	Utility Billing Credit Refund	174.84
18108	06/15/2018	CAMARENA MARY JEAN	Utility Billing Deposit Refund	93.31
18109	06/15/2018	CASTELLON OLGA	Utility Billing Credit Refund	245.08
18110	06/15/2018	CHAVEZ MODESTA LUNA OR CITY OF MADERA	Utility Billing Credit Refund	151.97
18111	06/15/2018	CHO TAIGAR KI	Utility Billing Credit Refund	138.99
18112	06/15/2018	CITY OF MADERA OR FITZGERALD KIRK	Utility Billing Credit Refund	151.52
18113	06/15/2018	CITY OF MADERA OR MADKINS ALEX	Utility Billing Credit Refund	44.27
18114	06/15/2018	CITY OF MADERA OR RUIZ ERNESTO	Utility Billing Credit Refund	151.52
18115	06/15/2018	CITY OF MADERA OR VILLANUEVA ANDRES	Utility Billing Credit Refund	177.00
18116	06/15/2018	COLDWELL BANKER KALJIAN OR CITY OF MADERA	Utility Billing Credit Refund	172.78
18117	06/15/2018	CORTES HERNAN	Utility Billing Credit Refund	78.49
18118	06/15/2018	COWAN DIANA LYNN OR CITY OF MADERA	Utility Billing Credit Refund	151.40
18119	06/15/2018	DANANDEH DAVID K	Utility Billing Credit Refund	151.81
18120	06/15/2018	ECHEVARRIA EARL	Utility Billing Credit Refund	195.97
18121	06/15/2018	ESQUEDA RAY T	Utility Billing Credit Refund	34.70
18122	06/15/2018	FAILLA LILLIAN	Utility Billing Credit Refund	229.67
18123	06/15/2018	FERNANDEZ VIRGINIA	Utility Billing Credit Refund	259.81
18124	06/15/2018	FLORES PAUL G	Utility Billing Deposit Refund	2.69
18125	06/15/2018	FURTADO LACY AND BILL OR CITY OF MADERA	Utility Billing Credit Refund	239.22
18126	06/15/2018	GUTIERREZ MARIA	Utility Billing Credit Refund	176.20
18127	06/15/2018	MEELO CORPORATION	Utility Billing Credit Refund	171.81
18128	06/15/2018	MICHELSON JERI C/O NEWTON PROPERTY MANAGMENT	Utility Billing Deposit Refund	89.18
18129	06/15/2018	NELSON JAMES AND MARY	Utility Billing Credit Refund	172.89
18130	06/15/2018	OCHOA ALEJANDRA	Utility Billing Credit Refund	140.82
18131	06/15/2018	PISTORESI SAM	Utility Billing Deposit Refund	14.80
18132	06/15/2018	RAMEY SANDRA A	Utility Billing Credit Refund	154.60
18133	06/15/2018	REIRING L L AND RONALD	Utility Billing Deposit Refund	1.00
18134	06/15/2018	ROGEL BARRERA MARTA YAMILET	Utility Billing Credit Refund	155.59
18135	06/15/2018	TERAN ISAAC	Utility Billing Credit Refund	150.86
18136	06/15/2018	TOWA LLC	Utility Billing Credit Refund	165.56
18137	06/15/2018	UN NISA AKHTAR C/O NEWTON PROPERTY MGMT	Utility Billing Deposit Refund	12.77
18138	06/15/2018	VARELA DEDRIA A	Utility Billing Deposit Refund	10.41
18139	06/15/2018	VELAZQUEZ MONICO ORTEGA	Utility Billing Credit Refund	157.66
18140	06/15/2018	VILLARREAL ROCIO	Utility Billing Credit Refund	150.89
18141	06/15/2018	WOLFE CAPITAL INVESTMENTS	Utility Billing Credit Refund	154.19
18142	06/15/2018	VANTAGEPOINT TRANSFER AGENTS-457	PLAN #302351 CONTRIBS FOR 06/15/18 PAYROLL	23,730.64
18143	06/15/2018	VERIZON WIRELESS	PW AIR CARDS APR 11 - MAY 10	114.03
18144	06/15/2018	YAMABE & HORN ENGINEERING	PROFESSIONAL ENGINEERING SERVICE	1,080.41
18145	06/15/2018	ZEE MEDICAL SERVICE CO.	MEDICAL SUPPLIES	68.13
18146	06/19/2018	JOSEPH CROWN CONSTRUCTION	REFUND IMPACT FEES PERMIT #20180167	10,599.67
18147	06/22/2018	ACRO SERVICE CORPORATION	TEMPORARY DRAFTER	11,174.00
18148	06/22/2018	ALFRED CONHAGEN, INC. OF CA	EQUIPMENT MAINTENANCE AND REPAIR	49,985.24
18149	06/22/2018	ANDY'S SPORTS AND DESIGN	BUSINESS CRIME WATCH DECALS	798.34
18150	06/22/2018	ANTHEM BLUE CROSS	CITY PAID RETIREE MEDICAL BILL JULY 2018	1,730.64
18151	06/22/2018	ANTHEM BLUE CROSS	CITY PAID RETIREE PRESCRIPTION BILL 07/18 - SKEELS	169.80
18152	06/22/2018	AT&T	05/18 CALNET 3 SVS 9391026396	164.50
18153	06/22/2018	BOGIE'S PUMP SYSTEMS	MACHINERY AND HARDWARE, INDUST	7,715.49
18154	06/22/2018	CALIFORNIA DEPARTMENT OF JUSTICE	FINGERPRINT APPS	2,357.00
18155	06/22/2018	CITY OF MADERA	06/18 UTILITIES ACCT# 003040421-6	70.82
18156	06/22/2018	CITY OF MADERA	06/18 UTILITIES ACCT# 003040431-8	75.63
18157	06/22/2018	CITY OF MADERA	06/18 UTILITIES ACCT# 003040441-0	226.45
18158	06/22/2018	CITY OF MADERA	TOILET REBATE APPLY TO ACCOUNT 9923385	353.00
18159	06/22/2018	CONCENTRA MEDICAL CENTERS	PRE-EMPLOYMENT PHYSICAL	665.50
18160	06/22/2018	CORELOGIC INFORMATION SOLUTIONS INC	METRO SCAN 05/18	150.00
18161	06/22/2018	CREATIVE COPY	NEIGHBORHOOD REVITALIZATION DOOR HANGERS	102.84
18162	06/22/2018	DATAPROSE, LLC	MIDVALLEY INSERT	1,548.00
18163	06/22/2018	DATAPROSE, LLC	UTILITY BILLING ENVELOPES	2,479.00
18164	06/22/2018	ENVIRO CLEAN	BATTERY CHARGER	78.83
18165	06/22/2018	FIRE SAFETY SOLUTIONS, LLC	FIRE PROTECTION ENG SVS 06/01/18-06/15/18	9,018.75
18166	06/22/2018	FRESNO BEE, THE	RECRUITMENT ADS	2,075.35
18167	06/22/2018	GOLDEN STATE OVERNIGHT	OVERNIGHT SHIPPING	117.62
18168	06/22/2018	GUARDIAN WESTERN SWEEPING INC.	Weekly Street Sweeping of Down	569.00
18169	06/22/2018	HERC RENTALS	Misc equipment rental	1,586.95

18170	06/22/2018	HUERTA, ELISABETH
18171	06/22/2018	KER'S GAS & LUBE, INC.
18172	06/22/2018	LANGUAGE LINE SERVICES, INC.
18173	06/22/2018	MADERA CLEANERS AND LAUNDRY INC.
18174	06/22/2018	MADERA COUNTY AUDITOR
18175	06/22/2018	MADERA RADIO DISPATCH, INC.
18176	06/22/2018	MADERA TROPHY MFG.
18177	06/22/2018	MCALISTER, JARON
18178	06/22/2018	MUNICIPAL MAINTENANCE EQUIP., INC.
18179	06/22/2018	NUNEZ, MARK
18180	06/22/2018	PIERCE CONSTRUCTION
18181	06/22/2018	PITNEY BOWES, INC.
18182	06/22/2018	PITNEY BOWES, INC.
18183	06/22/2018	PRO T'S
18184	06/22/2018	WESTERN OILFIELDS SUPPLY COMPANY
18185	06/22/2018	SECO CONTROLS, LLC
18186	06/22/2018	SIERRA GOLF MANAGEMENT
18187	06/22/2018	SPARKLETT'S
18188	06/22/2018	STANTEC CONSULTING SERVICES INC.
18189	06/22/2018	STATE WATER RESOURCES CONTROL BOARD
18190	06/22/2018	STATE WATER RESOURCES CONTROL BOARD
18191	06/22/2018	STATE WATER RESOURCES CONTROL BOARD
18192	06/22/2018	SYNAGRO WEST, INC.
18193	06/22/2018	TAG/AMS, INC.
18194	06/22/2018	TAMARACK PEST CONTROL
18195	06/22/2018	TESEI PETROLEUM, INC.
18196	06/22/2018	TESEI PETROLEUM, INC.
18197	06/22/2018	MADERA PROFESSIONAL CENTER
18198	06/22/2018	VERIZON WIRELESS
18199	06/22/2018	VILLA GARDENING SERVICE INC
18200	06/22/2018	WECO WELDING, PAINT, SUPPLIES & EQUIP

EDUCATION REIMBURSEMENT	236.82
PD CAR WASHES	315.00
TRANSLATION SERVICES	110.71
YOUTH CENTER MAT SERVICE	32.30
TAX SHARING AGREEMENT	56,474.74
TOWER RENT	310.24
T-Ball Shirts and Hats	5,834.68
EDUCATION REIMBURSEMENT	600.00
#3002 replacement blower parts	3,479.82
REIMBURSEMENT FOR OPERATOR III EXAM FEE	295.00
Remove and replace damaged asphalt	32,960.21
QUARTERLY EQUIP RENTAL 03/30/18-06/29/18 - PARKS	167.79
QUARTERLY EQUIP RENTAL 03/30/18-06/29/18 - FINANCE	367.68
SIGNS - SET OF 4 MAGNETIC STRIP	90.23
EMERGENCY BYPASS LIFT STATION	4,696.23
WATER SUPPLY, GROUNDWATER, SEW	3,812.20
Well Repairs at Golf Course	35,135.09
LAB & DRINKING WATER	230.56
CONSULTING SERVICES	53,815.35
OSCAR GARCIA - WATER DISTRIBUTION OPERATOR EXAM	70.00
PHIL JOHNSON - WATER DISTRIBUTION CERTIFICATE	80.00
MARK NUNEZ - CERTIFICATION GRADE III OPERATOR	170.00
MISCELLANEOUS SERVICES, NO. 1	9,302.15
DOT TESTING	60.00
JUNE 2018 PEST CONTROL SVS	510.00
FUEL	29,460.98
PROPANE - DUI TRAILER	11.98
CUSTOMER OVERPAID ON UTILITY ACCOUNT #9894102	204.75
PD AIR CARDS APR 11 - MAY 10	6,289.18
SERVICE FOR 831 S D ST.	1,500.00
CO2 FOR POOL	120.90

Bank # 1 - Union Bank General Account Total	749,643.77
---	------------



REPORT TO CITY COUNCIL

MEETING DATE: July 5, 2018

AGENDA ITEM NUMBER: B-3

Approved By:



INTERIM PUBLIC WORKS DIRECTOR

For CITY ADMINISTRATOR

SUBJECT: Water Conservation Report for May 21st through June 17th

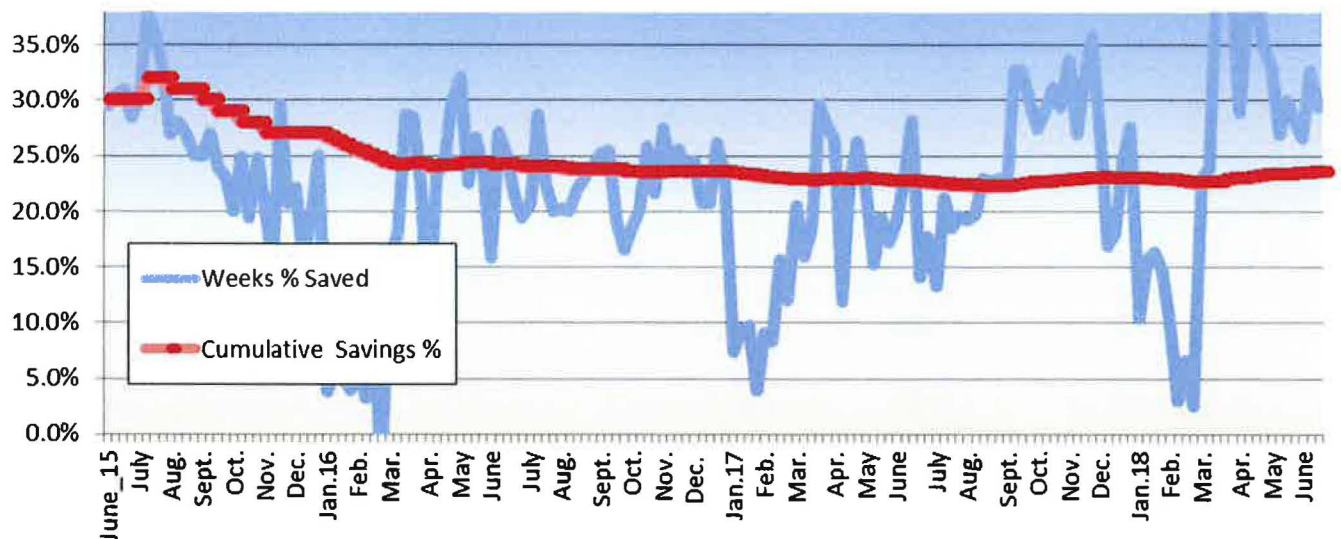
RECOMMENDATION: Staff recommends that Council review the attached report of water conservation activities and progress in reducing residential water consumption.

BACKGROUND: This report addresses the four different areas of focus: water conservation & education, water patrol activity, water meter maintenance activities, and information on the overall capacity of the water wells, the amount of production, and reserve production capacity.

WATER CONSERVATION: As illustrated in the chart, the City's average monthly water conservation rate for May 2018 is increased at 29.2% from 22.9% in June 2017. Below is the most current water conservation data.

Monthly
May..- June 21 st - 17 th
29.2%

Cumulative
June 1 st , 2015 June 17 th , 2018
23.6%



CONSERVATION OUTREACH: As part of our local outreach and education, water conservation presentations were made at the following events.

Conservation Outreach	
Madera Chamber of Commerce Business Extravaganza –	
225 participants (approx.)	

WATER PATROL: The water patrol staff made a total of 260 individual public contacts. Below is the most current enforcement data.

ENFORCEMENT			
Individual Contacts	260	1st offenses (\$75)	81
Verbal Warnings	10	2nd offenses (\$200)	2
Correction Notices	22	3rd or more offense (\$500)	0

WATER METERS: In addition to the monthly reading of the manual read meters and the service interruptions due to delinquency during this reporting period, the water meter staff performed various repair and/or meter programming at 70 properties. Customer concern investigations were conducted and the investigations resulted in discovery of leaks at 16 properties and need for irrigation adjustments at 6 properties. Notification of possible leak were sent out to 12 additional properties.

REBATE PROGRAM: This reporting period, the division has received a total of 10 new applications for various rebate opportunities. To date, a total of approximately **\$107,590** rebate dollars have been awarded this fiscal year compared to \$27,120 total rebate dollars awarded for fiscal year 16/17.

SYSTEM CAPACITY: The system has continued to produce adequate flows to meet our peak demand and maintain reserve fire flow capacity. See report below.

FINANCIAL IMPACT: The expenses for implementing and administering these water conservation activities occur within the Water Fund and do not impact the General Fund.

CONSISTENCY WITH THE VISION MADERA 2025 PLAN: The report is consistent with the Madera Vision Plan, specifically Strategy 434: Water Quality and Usage: ensure continued water supplies to meet the demands of all Maderans through innovative reclamation, conservation and education on water use.

STATUS REPORT May 21st JUNE 17th, 2018 WATER PRODUCTION AND RESERVE FIRE FLOW CAPABILITY

Dates	Day	Peak Temp	MG Pumped	Peak Hour	Lowest Pressure*	Lowest Tank Storage **	Wells Available	Wells On During Peak Hours	Wells in Reserve During Peak Hours	Reserve GPM at Peak	Reserves Meets Fire flow for			
											Residential 1,500 GPM	Commercial 2,500 GPM	Industrial 3,500 GPM	Hospital 4,500 GPM
5/21/2018	Mon	80	6.570	9pm-10pm	45	780,000	16	7	9	10575	Yes	Yes	Yes	Yes
5/22/2018	Tue	84	10.615	10pm-11pm	44	780,000	16	12	4	4618	Yes	Yes	Yes	Yes
5/23/2018	Wed	84	11.248	10pm-11pm	38	820,000	16	12	4	4005	Yes	Yes	Yes	Yes
5/24/2018	Thu	81	8.640	9pm-10pm	33	780,000	16	9	7	7435	Yes	Yes	Yes	Yes
5/25/2018	Fri	72	7.672	9pm-10pm	44	680,000	16	8	8	9673	Yes	Yes	Yes	Yes
5/26/2018	Sat	78	10.300	9pm-10pm	43	680,000	16	11	5	6554	Yes	Yes	Yes	Yes
5/27/2018	Sun	85	10.734	9pm-10pm	44	780,000	16	11	5	5515	Yes	Yes	Yes	Yes
5/28/2018	Mon	94	7.178	9pm-10pm	46	780,000	16	7	9	10282	Yes	Yes	Yes	Yes
5/29/2018	Tue	99	10.745	9pm-10pm	44	680,000	16	12	4	4005	Yes	Yes	Yes	Yes
5/30/2018	Wed	86	10.831	9pm-10pm	40	600,000	16	11	5	5785	Yes	Yes	Yes	Yes
5/31/2018	Thu	77	9.434	9pm-10pm	41	680,000	16	10	6	6368	Yes	Yes	Yes	Yes
6/1/2018	Fri	84	8.855	9pm-10pm	44	780,000	16	9	7	7966	Yes	Yes	Yes	Yes
6/2/2018	Sat	94	11.215	8pm-9pm	34	600,000	16	10	6	6336	Yes	Yes	Yes	Yes
6/3/2018	Sun	104	12.037	9pm-10pm	34	600,000	16	12	4	4005	Yes	Yes	Yes	Yes
6/4/2018	Mon	98	7.501	7pm-8pm	35	680,000	16	7	9	9886	Yes	Yes	Yes	Yes
6/5/2018	Tue	90	10.822	9pm-10pm	42	680,000	16	11	5	4826	Yes	Yes	Yes	Yes
6/6/2018	Wed	86	10.940	9pm-10pm	41	780,000	16	11	5	5117	Yes	Yes	Yes	Yes
6/7/2018	Thu	86	9.069	8pm-9pm	43	680,000	16	9	7	6958	Yes	Yes	Yes	Yes
6/8/2018	Fri	91	9.182	8pm-9pm	44	780,000	16	10	6	6056	Yes	Yes	Yes	Yes
6/9/2018	Sat	83	10.762	10pm-11pm	43	780,000	16	11	5	5205	Yes	Yes	Yes	Yes
6/10/2018	Sun	84	11.222	9pm-10pm	42	680,000	16	12	4	4005	Yes	Yes	Yes	Yes
6/11/2018	Mon	89	7.088	9pm-10pm	45	780,000	16	8	8	8686	Yes	Yes	Yes	Yes
6/12/2018	Tue	97	10.999	9pm-10pm	38	600,000	16	12	4	4005	Yes	Yes	Yes	Yes
6/13/2018	Wed	101	11.484	8pm-9pm	38	600,000	16	12	4	4005	Yes	Yes	Yes	Yes
6/14/2018	Thu	98	10.244	8pm-9pm	36	680,000	16	11	5	4826	Yes	Yes	Yes	Yes
6/15/2018	Fri	95	9.889	9pm-10pm	39	780,000	16	9	7	6928	Yes	Yes	Yes	Yes
6/16/2018	Sat	87	11.064	8pm-9pm	35	780,000	16	11	5	4281	Yes	Yes	Yes	Yes
6/17/2018	Sun	79	11.358	9pm-10pm	33	680,000	16	12	4	4005	Yes	Yes	Yes	Yes

* Goal is to keep system above 30 psi., below 20 cause regulatory issue.

** Elevated tank has a 1,000,000 gallon maximum capacity.

19 **Total Wells**

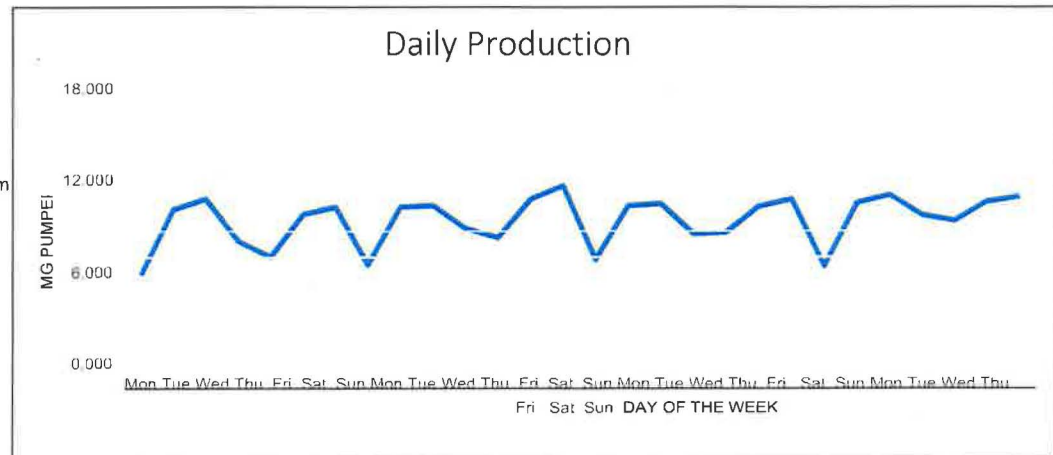
3 **Wells Not Available**


#16 Being Retrofitted for Submersible Pump to Gain 500 gpm

#20 Air intrusion

#27 Redevelopment in process

16 **Number of Wells Available**





[Return to Agenda](#)

REPORT TO CITY COUNCIL

Approved By:


Department Director

Council Meeting of July 5, 2018

Agenda Item Number B-4


for City Administrator

SUBJECT:

CONSIDERATION OF A RESOLUTION APPROVING THE AWARD OF CONTRACT FOR RECLAMITE APPLICATION ON VARIOUS CITY STREETS, CITY PROJECT NO. R-74, IN THE AMOUNT OF \$192,191.56 TO TELFER PAVEMENT TECHNOLOGIES, INC., AUTHORIZING CONSTRUCTION CONTINGENCIES OF UP TO 10%, CONSTRUCTION INSPECTIONS AND CONSTRUCTION MANAGEMENT UP TO 8% AS APPROVED BY THE CITY ENGINEER AND AUTHORIZING THE MAYOR TO EXECUTE THE CONTRACT ON BEHALF OF THE CITY

RECOMMENDATION:

1. That the City Council approves Resolution No. 18-____
 - a. Approving the Award of Contract for Reclamite Application on Various City Streets, City Project No. R-74, in the Amount of \$ 192,191.56 to Telfer Pavement Technologies, Inc.
 - b. Authorizing Construction Contingencies of up to 10%, Construction Inspections and Construction Management up to 8% as approved by the City Engineer.
 - c. Authorizing the Mayor to execute the contract on behalf of the City.

SUMMARY:

The City received bids for the Reclamite Application on Various City Streets, City Project No. R-74. Telfer Pavement Technologies, Inc. submitted the lowest responsive and responsible bid that meets the contract requirements. It is recommended that the City Council award the project to Telfer Pavement Technologies, Inc.

Engineering

205 W. Fourth Street • Madera, CA 93637 • TEL (559) 661-5418 • FAX (559) 675-6605

www.cityofmadera.ca.gov

SITUATION:

The proposed project will provide Reclamite Application for various City of Madera streets. The work in general consists of furnishing all labor, materials, and equipment necessary to perform all operations for the application of Reclamite on various City streets and all other work as shown and required by the specifications.

The "Notice Inviting Bids" for the project was duly noticed in the Madera Tribune Newspaper. The construction and bidding documents (specifications) were distributed to Builders Exchanges in Fresno, Modesto and Visalia. The bid documents were also made available to the Kern-Minority Contractors Association in Bakersfield. The plans and specifications were also posted on EBidBoard.com, a projects online listing service for contractors accessible from the City's website as well as to other contractors that regularly access EBidBoards own website.

On June 12, 2018, the City received four (4) bids. All bids were checked for accuracy with the bidding requirements of the specifications and for validity of licenses and bid security. The first bid was determined to be non-responsive due to a mandatory bid submittal requirement(s).

The qualified bidders and bids received are listed below:

Intermountain Slurry Seal, Inc.	\$ 199,950.00*
Telfer Pavement Technologies, Inc.	\$ 203,934.06
Talley Oil, Inc.	\$ 206,474.40
Graham Contractors, Inc.	\$ 280,326.46
Engineers Opinion of Cost	\$ 200,725.40

Telfer Pavement Technologies, Inc. submitted the lowest responsive and responsible bid that meets the contract requirements. It is recommended that the City Council award the project to Telfer Pavement Technologies, Inc.

* Denotes a non-responsive bid due to required form(s) not being submitted with bid. This bid was rejected.

Contract Documents specified awarding of project being based on a total of the Base Bid plus 3 Add Alternates.

Due to available funding, the Engineering Department recommends awarding Telfer Pavement Technologies, Inc., Base Bid in the amount of \$ 155,469.00 plus Add Alternate 2 for \$ 12,758.56 and Add Alternate 3 for \$23,964 for a total amount of \$ 192,191.56.

CONSISTENCY WITH THE VISION MADERA 2025 PLAN:

Action 126.0 – This surface seal project will provide safe, clean and attractive streets consistent with the Madera Vision 2025 Plan.

FINANCIAL IMPACT:

Funding for the project is programmed in FY2017/18 including RMRA Funding in Account 10203010 in the amount of \$ 112,333 and Measure T Account No. 41530000 in the amount of \$ 115,101.

Construction of the project will not have a financial impact on the City's General Fund.

RESOLUTION NO. 18-__

A RESOLUTION APPROVING THE AWARD OF CONTRACT FOR RECLAMITE APPLICATION ON VARIOUS CITY STREETS, CITY PROJECT NO. R-74, IN THE AMOUNT OF \$192,191.56 TO TELFER PAVEMENT TECHNOLOGIES, INC., AUTHORIZING CONSTRUCTION CONTINGENCIES OF UP TO 10%, CONSTRUCTION INSPECTIONS AND CONSTRUCTION MANAGEMENT UP TO 8% AS APPROVED BY THE CITY ENGINEER AND AUTHORIZING THE MAYOR TO EXECUTE THE CONTRACT ON BEHALF OF THE CITY

WHEREAS, The Engineering Department advertised a solicitation for bids for Reclamite Application on Various City Streets, City Project No. R-74, hereinafter referred to as "the Project"; and

WHEREAS, Sealed bids were received on June 12, 2018, and opened by the City Engineer; and

WHEREAS, Funding for Reclamite Application on Various City Streets, City Project No. R-74- is programmed in the Capital Improvement Projects Budget for FY 2017/18.

NOW, THEREFORE, THE CITY COUNCIL OF THE CITY OF MADERA

HEREBY finds, orders and resolves as follows:

1. The above recitals are true and correct.
2. The City Council has reviewed and considered all the information presented including the report to the City Council from the Engineering Department.
3. The City finds that Telfer Pavement Technologies, Inc., is the lowest responsible and responsive bidder.
4. The contract for Reclamite Application on Various City Streets, City Project No. R-74 in the amount of \$ 192,191.56 with Telfer Pavement Technologies, Inc., a copy of which is on file in the Office of the City Clerk and referred to for particulars, is approved.
5. Construction Contingencies of up to 10% and Construction Inspection and Construction Management up to 8% as approved by the City Engineer are hereby authorized.
6. The Mayor is hereby authorized to execute the contract on behalf of the City.
7. This Resolution is effective immediately upon adoption.

AGREEMENT

THIS AGREEMENT, made this 5th day of July, 2018, between the City of Madera, hereinafter called "**OWNER**", and Telfer Paving Technologies, Inc., doing business as (an individual), or (a partnership), or (a corporation), hereinafter called "**CONTRACTOR**".

WITNESSETH: That for and in consideration of the payments and agreements hereinafter mentioned:

1. The **CONTRACTOR** shall commence and complete all **WORK** required for the "**Reclamite Application on Various City Streets, City Project No. R-74 (REBID)**"
2. The **CONTRACTOR** shall furnish all of the material, supplies, tools, equipment, labor and other services necessary for the construction and completion of the **WORK** described herein.
3. The **CONTRACTOR** shall commence the **WORK** required by the **CONTRACT DOCUMENTS** within 10 calendar days after the date of the **NOTICE TO PROCEED** and will complete the same within the time period set forth in the **CONTRACT DOCUMENTS**. The **CONTRACTOR** shall submit a Payment Bond and Performance Bond in the amount of \$192,191.56, each and Insurance Certificates as specified in the **CONTRACT DOCUMENTS** prior to commencing any **WORK**.
4. The **CONTRACTOR** agrees to perform all of the **WORK** described in the **DOCUMENTS** for the unit and lump sum prices set forth in the Bid Schedule.
5. The term "**CONTRACT DOCUMENTS**" means and includes the following:
 - (A) Advertisement for Bids
 - (B) Information for Bidders
 - (C) Bid Proposal
 - (D) Bid Bond
 - (E) Agreement
 - (F) Payment Bond
 - (G) Performance Bond
 - (H) Insurance Requirements for Contractors
 - (I) General Conditions
 - (J) Special Conditions
 - (K) City of Madera Standard Specifications and Drawings
 - (L) State Standard Plans and Specifications ISSUE MAY 2015
 - (M) **PLANS and SPECIFICATIONS** prepared or issued by CITY OF MADERA, entitled "**Reclamite Application on Various City Streets, City Project No. R-74 (REBID)**" **dated May 2018**, including Explanation of Bid Items, Technical Specifications, and Appendices.
Addenda Nos. _____, dated _____
Addenda Nos. _____, dated _____
Addenda Nos. _____, dated _____
6. In the event the **CONTRACTOR** does not complete the **WORK** within the time limit specified herein or within such further time as authorized, the **CONTRACTOR** shall pay to the **OWNER** liquidated damages in the amount of **Four Hundred Dollars (\$400.00)** per day for each and every calendar day delay in finishing the **WORK** beyond the completion date so specified.

7. The **OWNER** will pay to the **CONTRACTOR** in the manner and at such times as set forth in the General Conditions such amounts as required by the **CONTRACT DOCUMENTS**. For any moneys earned by the **CONTRACTOR** and withheld by the **OWNER** to ensure the performance of the Contract, the **CONTRACTOR** may, at his request and expense, substitute securities equivalent to the amount withheld in the form and manner and subject to the conditions provided in Division 2, Part 5, Section 22300 of the Public Contract Code of the State of California.

8. In the event of a dispute between the **OWNER** and the **CONTRACTOR** as to an interpretation of any of the specifications or as to the quality or sufficiency of material or workmanship, the decision of the **OWNER** shall for the time being prevail and the **CONTRACTOR**, without delaying the job, shall proceed as directed by the **OWNER** without prejudice to a final determination by negotiation, arbitration by mutual consent or litigation, and should the **CONTRACTOR** be finally determined to be either wholly or partially correct, the **OWNER** shall reimburse him for any added costs he may have incurred by reason of work done or material supplied beyond the terms of the contract as a result of complying with the **OWNER'S** directions as aforesaid. In the event the **CONTRACTOR** shall neglect to prosecute the work properly or fail to perform any provisions of the **CONTRACT**, the **OWNER**, after three days written notice to the **CONTRACTOR**, may, without prejudice to any other remedy it may have, make good such deficiencies and may deduct the cost thereof from the payment then or thereafter due to the **CONTRACTOR**, subject to final settlement between the parties as in this paragraph herein above provided.

9. Attention is directed to Section 1735 of the Labor Code, which reads as follows:

"No discrimination shall be made in the employment of persons upon public works because of the race, religious creed, color, national origin, ancestry, physical disability, mental disability, medical conditions, marital status, or sex of such persons except as provided in Section 12940 of the Government Code, and every contractor for public works violating this section is subject to all the penalties imposed for by violation of this chapter".

10. In accordance with the provisions of Article 5, Chapter 1, Part 7, Division 2 (commencing with Section 1860) and Chapter 4, Part 1, Division 4 (commencing with Section 3700) of the Labor Code of the State of California, the **CONTRACTOR** is required to secure the payment of compensation to his employees and shall for that purpose obtain and keep in effect adequate Worker's Compensation Insurance.

The undersigned **CONTRACTOR** is aware of the provisions of Section 3700 of the Labor Code which requires every employer to be insured against Liability for Worker's Compensation or to undertake self-insurance in accordance with the provisions before commencing the performance of the **WORK** of this Agreement.

11. The **CONTRACTOR** shall comply with Part 7, Chapter 1, Article 2, Section 1775 of the Labor Code of the State of California. The **CONTRACTOR** shall, as a penalty to the **OWNER**, forfeit fifty dollars (\$50.00) for each calendar day, or portion thereof, for each workman paid less than the prevailing rates for such work or craft in which such workman is employed for any public work done under the Contract by him or by any **SUBCONTRACTOR** under him. The difference between such prevailing wage rates and the amount paid to each workman for each calendar day or portion thereof for which each workman was paid less than a prevailing wage rate, shall be paid to each workman by the **CONTRACTOR**.

12. The **CONTRACTOR** shall comply with Part 7, Chapter I, Article 2, Section 1776 of the Labor Code of the State of California. The **CONTRACTOR** shall keep and require that all **SUBCONTRACTORS** keep accurate payroll records showing the name, address, social security number, work classification, straight time and overtime hours worked each day and week, and the actual per diem wages paid to each journeyman, apprentice worker or other employee employed by him in connection with public work. Such payroll records shall be certified and shall be available for inspection at all reasonable hours at the principal office of the **CONTRACTOR** by the **OWNER**, its officers and agents and to the representatives of the Division of Labor Law Enforcement of the State Department of Industrial Relations. In the event of non-compliance with the requirements of Section 1776, the **CONTRACTOR** shall have 10 days in which to comply subsequent to receipt of written notice specifying in what respects the **CONTRACTOR** must comply. Should non-compliance still be evident after the ten (10) day period, the **CONTRACTOR** shall, as a penalty to the **OWNER** forfeit twenty-five dollars (\$25.00) for each calendar day, or portion thereof, for each worker until strict compliance is effectuated. Upon the request of the Division of Apprenticeship Standards or the Division of Labor Standards Enforcement, these penalties shall be withheld from progress payments then due.

13. Attention is directed to the provisions in Sections 1777.5 and 1777.6 of the Labor Code concerning the employment of apprentices by the **CONTRACTOR** or any **SUBCONTRACTOR** under him. It is the **CONTRACTOR'S** responsibility to ensure compliance by both itself and all **SUBCONTRACTORS**.

Section 1777.5 provides, in part, as follows:

The **CONTRACTOR** or **SUBCONTRACTOR**, if he is covered by this section, upon the issuance of the approval certificate, or if he has been previously approved in the craft or trade, shall employ the number of apprentices or the ratio of apprentices to journeyman stipulated in the apprenticeship standards. Upon proper showing by the **CONTRACTOR** that he employs apprentices in the craft or trade in the State on all of his/her contracts on an annual average of not less than one hour of apprentice work for every five hours of labor performed by a journeyman, or in the land surveyor classification, one apprentice for each five journeyman, the Division of Apprenticeship Standards may grant a certification exempting the **CONTRACTOR** from the one (1) to five (5) hourly ratio as set forth in this section. This section shall not apply to contracts of general **CONTRACTORS** or to contracts of specialty contractors not bidding for work through a general or prime **CONTRACTOR**, when the contracts of general **CONTRACTORS**, or those specialty **CONTRACTORS** involve less than thirty thousand dollars (\$30,000). Any work performed by a journeyman in excess of eight hours per day or forty (40) hours per week shall not be used to calculate the hourly ratio required by this section.

Apprenticeable craft or trade, as used in this section, shall mean a craft or trade determined as an apprenticeable occupation in accordance with rules and regulations prescribed by the Apprenticeship Council. The joint apprenticeship committee shall have the discretion to grant a certificate, which shall be subject to the approval of the Administrator of Apprenticeship, exempting a **CONTRACTOR** from the 1 to 5 ratio set forth in this section when it finds that any one of the following conditions is met:

- (a) In the event unemployment for the previous three month period in such area exceeds an average of 15 percent, or
- (b) In the event the number of apprentices in training in such area exceeds a ratio of 1 to 5, or

- (c) If there is a showing that the apprenticeable craft or trade is replacing at least one-thirtieth of its journeymen annually through apprenticeship training, either (1) on a statewide basis, or (2) on a local basis, or
- (d) If assignment of an apprentice to any work performed under a public works contract would create a condition which should jeopardize his life or the life, safety, or property of fellow employees, or the public at large or if the specific task to which the apprentice is to be assigned is of a nature that training cannot be provided by a journeyman.

When such exemptions are granted to an organization which represents **CONTRACTORS** in a specific trade from the 1 to 5 ratio on a local or statewide basis the member **CONTRACTORS** will not be required to submit individual applications for approval to local joint apprenticeship committees, provided they are already covered by the local apprenticeship standards.

The **CONTRACTOR** is required to make contributions to funds established for the administration of apprenticeship programs if he employs registered apprentices or journeymen in apprenticeable trade on such contracts and if other **CONTRACTORS** on the public work site are making such contributions. The **CONTRACTOR**, and any **SUBCONTRACTOR** under him, shall comply with the requirements of Sections 1777.5 and 1777.6 of the Labor Code in the employment of apprentices. Information relative to number of apprentices, identifications, wages, hours of employment and standards of working conditions shall be obtained from the Division of Apprenticeship Standards. Consult the white pages of your telephone directory under California, State of, Industrial Relations, Apprenticeship Standards, for the telephone number and address of the nearest office. Willful failure by the **CONTRACTOR** to comply with the provisions of Sections 1777.5 will subject the **CONTRACTOR** to the penalties set forth in Section 1777.7 of the Labor Code.

14. Pursuant to California Labor Code Section 1813, eight hours in any one calendar day and forty (40) hours in any calendar week shall be the maximum hours any workman is required or permitted to work, except in cases of extraordinary emergency caused by fires, flood, or danger to life and property. The **CONTRACTOR** doing the work, or his duly authorized agent, shall file with **OWNER** a report, verified by his oath, setting forth the nature of the said emergency, which report shall contain the name of said worker and the hours worked by him on the said day, and the **CONTRACTOR** and each **SUBCONTRACTOR** shall also keep an accurate record showing the names and actual hours worked of all workers employed by him in connection with the work contemplated by this Agreement, which record shall be open at all reasonable hours to the inspection of the **OWNER**, or its officer or agents and to the Chief of all Division of Labor Statistics and Law Enforcement of the Department of Industrial Relations, his deputies or agents; and it is hereby further agreed that said **CONTRACTOR** shall forfeit as a penalty to the **OWNER** the sum of Twenty-Five Dollars (\$25.00) for each laborer, workman or any **SUBCONTRACTOR** under him for each calendar day during which such laborer, workman or mechanic is required or permitted to labor more than eight (8) hours in violation of this stipulation.

Overtime and shift work may be established as a regular procedure by the **CONTRACTOR** with reasonable notice and written permission of the **OWNER**. No work other than overtime and shift work established as a regular procedure shall be performed between the hours of 6:00 P.M. and 7:00 A.M. nor on Saturdays, Sundays or holidays except such work as is necessary for the proper care and protection of the work already performed or in case of an emergency.

CONTRACTOR agrees to pay the costs of overtime inspection except those occurring as a result of overtime and shift work established as a regular procedure. Overtime inspection shall include inspection required during holidays, Saturdays, Sundays and weekdays. Costs of overtime inspection will cover engineering, inspection, general supervision and overhead expenses which are directly chargeable to the overtime work. **CONTRACTOR** agrees that **OWNER** shall deduct such charges from payments due the **CONTRACTOR**.

15. The **CONTRACTOR** shall comply with Division 2, Chapter 4, Part 1 of the Public Contract Code relating to subletting and subcontracting, specifically included but not limited to Sections 4104, 4106, and 4110, which by this reference are incorporated into this Agreement as though fully set forth herein.

16. The **CONTRACTOR** and the **OWNER** agree that changes in this Agreement or in the work to be done under this Agreement shall become effective only when written in the form of a supplemental agreement or change order and approved and signed by the **OWNER** and the **CONTRACTOR**. It is specifically agreed that the **OWNER** shall have the right to request any alterations, deviations, reductions or additions to the contract or the plans and specifications or any of them, and the amount of the cost thereof shall be added to or deducted from the amount of the contract price aforesaid by fair and reasonable valuations thereof.

This contract shall be held to be completed when the work is finished in accordance with the original plans and specifications as amended by such changes. No such change or modification shall release or exonerate any surety upon any guaranty or bond given in connection with this contract.

17. **Contractor** shall indemnify, defend with legal counsel approved by City, and hold harmless City, its officers, officials, employees, and volunteers from and against all liability, loss, damage, expense, and cost (including without limitation reasonable legal counsel fees, expert fees and all other costs and fees of litigation) of every nature arising out of or in connection with **Contractor's** negligence, recklessness, or willful misconduct in the performance of work hereunder, or its failure to comply with any of its obligations contained in this AGREEMENT, except such loss or damage caused by the sole active negligence or willful misconduct of the City. Should conflict of interest principles preclude a single legal counsel from representing both City and **Contractor**, or should City otherwise find **Contractor's** legal counsel unacceptable, then **Contractor** shall reimburse the City its costs of defense, including without limitation, reasonable legal counsel fees, expert fees, and all other costs and fees of litigation. The **Contractor** shall promptly pay any final judgment rendered against the City (and its officers, officials, employees and volunteers) with respect to claims determined by a trier of fact to have been the result of the **Contractor's** negligent, reckless, or wrongful performance. It is expressly understood and agreed that the foregoing provisions are intended to be as broad and inclusive as is permitted by the law of the State of California and will survive termination of this Agreement.

Contractor obligations under this section apply regardless of whether or not such claim, charge, damage, demand, action, proceeding, loss, stop notice, cost, expense, judgment, civil fine or penalty, or liability was caused in part or contributed to by an Indemnitee. However, without affecting the rights of City under any provision of this agreement, **Contractor** shall not be required to indemnify and hold harmless City for liability attributable to the active negligence of City, provided such active negligence is determined by agreement between the parties or by the findings of a court of competent jurisdiction. In instances where City is shown to have been

actively negligent and where City's active negligence accounts for only a percentage of the liability involved, the obligation of **Contractor** will be for that entire portion or percentage of liability not attributable to the active negligence of City.

Contractor agrees to obtain or cause to be obtained executed defense and indemnity agreements with provisions identical to those set forth in this Section from each and every Subcontractor and Subconsultant, of every Tier. In the event the **Contractor** fails to do so, **Contractor** agrees to be fully responsible to provide such defense and indemnification according to the terms of this Section.

18. Contractor must comply with the insurance requirements as described in the section "INSURANCE REQUIREMENTS FOR **CONTRACTOR**", pages 42-43 of the Contract Documents.

19. Amendments- Any changes to this Agreement requested by either City or Telfer Pavement Technologies, Inc. may only be effected if mutually agreed upon in writing by duly authorized representatives of the parties hereto. This Agreement shall not be modified or amended or any rights of a party to it waived except by such writing.

20. Termination.

A. This Agreement may be terminated at any time by either party upon fifteen (15) calendar days written notice. In the event the Agreement is terminated by either party, Telfer Pavement Technologies, Inc. shall be compensated for services performed to the date of termination based upon the compensation rates and subject to the maximum amounts payable agreed to together with such additional services performed after termination which are authorized in writing by the City representative to wind up the work performed to date of termination.

B. City may immediately suspend or terminate this Agreement in whole or in part by written notice where, if in the determination of City, there is:

1. An illegal use of funds by Telfer Pavement Technologies, Inc. ;
2. A failure by Telfer Pavement Technologies, Inc. to comply with any material term of this Agreement;
3. A substantially incorrect or incomplete report submitted by Telfer Pavement Technologies, Inc. to City.

In no event shall any payment by City or acceptance by Telfer Pavement Technologies, Inc. constitute a waiver by such party of any breach of this Agreement or any default which may then exist on the part of either party. Neither shall such payment impair or prejudice any remedy available to either party with respect to such breach or default. City shall have the right to demand of Telfer Pavement Technologies, Inc. the repayment to City of any funds disbursed to Telfer Pavement Technologies, Inc. under this Agreement which, as determined by the appropriate court or arbitrator, were not expended in accordance with the terms of this Agreement.

Notice of termination shall be mailed to the City:

City of Madera
205 W. 4th Street
Madera, Ca 93637

To the Contractor Telfer Pavement Technologies, Inc.

P.O. Box 709
Martinez, Ca 94553

Notices. All notices and communications from the Telfer Pavement Technologies, Inc. shall be to City's designated Project Manager or Principal-In-Charge. Verbal communications shall be

confirmed in writing. All written notices shall be provided and addressed as soon as possible, but not later than thirty (30) days after termination.

21. Compliance With Laws- City shall comply with all Federal, State and local laws, ordinances, regulations and provisions applicable in the performance of City's services.

Wherever reference is made in this Agreement to standards or codes in accordance with which work is to be performed or tested, the edition or revision of the standards or codes current on the effective date of this Agreement shall apply, unless otherwise expressly stated.

22. Attorneys' Fees/Venue- In the event that any action is brought to enforce the terms of this Agreement, the party found by the court to be in default agrees to pay reasonable attorneys' fees to the successful party in an amount to be fixed by the Court. The venue for any claim being brought for breach of this Agreement shall be in Madera County or as appropriate in the U.S. District Court for the Eastern District of California, located in the City of Madera.

23. Governing Law- The laws of the State of California shall govern the rights and obligations of the parties under the Agreement, including the interpretation of the Agreement. If any part of the Agreement is adjudged to be invalid or unenforceable, such invalidity shall not affect the full force and effect of the remainder of the Agreement.

24. City's Authority- Each individual executing or attesting to this Agreement on behalf of the City hereby covenants and represents: (i) that he or she is duly authorized to execute or attest and deliver this Agreement on behalf of such corporation in accordance with a duly adopted resolution of the corporation's articles of incorporation or charter and bylaws; (ii) that this Agreement is binding upon such corporation; and (iii) that Contractor is a duly organized and legally existing municipal corporation in good standing in the State of California.

25. Contractor's Legal Authority - Each individual executing or attesting this Agreement on behalf of Telfer Pavement Technologies, Inc. hereby covenants and represents: (i) that he or she is duly authorized to execute or attest and deliver this Agreement on behalf of such corporation in accordance with such corporation's articles of incorporation or charter and by-laws; (ii) that this Agreement is binding upon such corporation; and (iii) that Telfer Pavement Technologies, Inc. is a duly organized and legally existing corporation in good standing in the State of California.

26. Remedies for Default. Failure by a party to perform any term, condition or covenant required of the party under this Agreement shall constitute a "default" of the offending party under this Agreement. In the event that a default remains uncured for more than ten (10) days following receipt of written notice of default from the other party, a "breach" shall be deemed to have occurred. Any failure or delay by a party in asserting any of its rights and remedies as to any default shall not operate as a waiver of any default or of any rights or remedies associated with a default.

27. Independent Contractor. In performance of the work, duties, and obligations assumed by the Contractor under this Agreement, it is mutually understood and agreed that the City, including any and all of City's officers, agents and employees will, at all times, be acting and performing as an independent contractor, and shall act in an independent capacity and not as an officer, agent, servant, employee, joint venturer, partner, or associate of **City**. Furthermore, **City** shall have no right to control or supervise or direct the manner or method by which City shall perform its work and functions. The City shall comply with all applicable provisions of law and the rules and regulations, if any, of governmental authorities having jurisdiction over the subject

matter hereof.

Because of its status as an independent contractor, City shall have absolutely no right to employment rights and benefits available to **City** employees. City shall be solely liable and responsible for providing to, or on behalf of, its employees all legally required employee benefits. In addition, City shall be solely responsible and hold **City** harmless from all matters relating to payment of City's employees, including compliance with Social Security, withholding and all other regulations governing such matters. It is acknowledged that during the term of this Agreement, City may be providing services to others unrelated to **City** or to this Agreement.

28. Sole Agreement- This instrument constitutes the sole and only Agreement between City and Telfer Pavement Technologies, Inc. in connection to the Project and correctly sets forth the obligations of the City and Telfer Pavement Technologies, Inc. to each other as of its date. Any Agreements or representations in connection with the Project, not expressly set forth in this instrument are null and void.

29. Assignment-Neither Telfer Pavement Technologies, Inc. nor City will assign its interest in this Agreement without the written consent of the other.

30. During the performance of this Agreement, the Contractor assures that no otherwise qualified person shall be excluded from participation or employment, denied program benefits, or be subjected to discrimination based on race, color, national origin, sex, age, or handicap, under any program or activity funded by this contract, as required by Title VI of the Civil Rights Act of 1964, Title I of the Housing and Community Development Act of 1974, as amended, and the Age Discrimination Act of 1975, and all implementing regulations.

31. This Agreement shall be binding upon all parties hereto and their respective heirs, executors, administrators, successors, and assigns.

IN WITNESS WHEREOF the parties hereto have executed, or caused to be executed by their duly authorized officials, this Agreement in THREE copies, each of which shall be deemed an original on the date first above written.

City of Madera
Herein Called OWNER

By: _____
Andrew J. Medellin, Mayor

APPROVE AS TO FORM:

Brent Richardson, City Attorney

ATTEST:

Sonia Alvarez, City Clerk

BY: _____
Herein Called CONTRACTOR

BY: _____

Federal Tax I.D. No.

Contractor License Number

DIR Registration Number

NOTE: This Notary Acknowledgment on the following page is required for verification of Contractor's signature.

Acknowledgment

A notary public or other officer completing this certificate verifies only the identity of the individual who signed the document to which this certificate is attached, and not the truthfulness, accuracy, or validity of that document.

State of California)

County of _____)

On _____, 2018, before me, _____
(insert name and title of officer)


personally appeared _____

who proved to me on the basis of satisfactory evidence to be the person(s) whose name(s) is/are subscribed to the within instrument and acknowledged to me that he/she/they executed the same in his/her/their authorized capacity(ies), and that by his/her/their signature(s) on the instrument the person(s), or the entity upon behalf of which the person(s) acted, executed the instrument.

I certify under PENALTY OF PERJURY under the laws of the State of California that the foregoing paragraph is true and correct.

WITNESS my hand and official seal.

Signature _____ (Seal)



[Return to Agenda](#)

REPORT TO CITY COUNCIL

Approved By: 
Department Director


City Administrator

Council Meeting of July 5, 2018

Agenda Item Number B-5

SUBJECT: CONSIDERATION OF A MINUTE ORDER ACCEPTING THE 2017 WATER METER PROJECT, CITY PROJECT NO. W 17-01, AUTHORIZING RECORDING OF THE NOTICE OF COMPLETION AND AUTHORIZING THE RELEASE OF RETENTION

RECOMMENDATION:

City Council approve Minute Order approving:

1. Acceptance of the Water Meter Installation Improvement Project No. W 17-01.
2. The recording of the Notice of Completion.
3. The release of retention after recording of the Notice of Completion.

SUMMARY:

The City Council, at their July 19, 2017 meeting, awarded a contract to West Valley Construction Company, Inc. for the 2017 Water Meter Project. The Contractor has substantially completed the project in accordance with the plans and specifications and as modified by approved change orders. Staff recommends that the City Council accept the project.

SITUATION:

A final project inspection was held by the Engineering Department. Affected divisions within the Public Works Department also participated in the final review of the project. All parties agree the project can be recommended for acceptance by the City Council and a "Notice of Completion" recorded. The original scope of the Water Meter Installation Improvement Project consisted of the installation of water meter utility boxes, water meters and related appurtenances and equipment with Automatic Meter Read Service (AMRS) capability on 53 of the City's commercial and industrial "flat rate" water accounts. During the project, City inspectors discovered additional unmetered locations that were rolled into this project.

Engineering

205 W. Fourth Street • Madera, CA 93637 • TEL (559) 661-5418 • FAX (559) 675-6605

www.cityofmadera.ca.gov

The original contract amount was \$738,389. Three Contract Change Orders were processed for work added/deleted to the project. Significant contract adjustments are noted below.

- Change Order #1
 - Added 90 calendar days to the contract time
 - Issued Caltrans Encroachment Permit for meters to be installed in State Route 145
- Change Order #2
 - Added a total of 5 meters to the contract
 - Increased bid item quantities for items that went over expected contract quantities
 - Deducted bid item quantities from items that were below the expected contract quantities
- Change Order #3
 - Additional cost to locate, cut and cap 8-inch service located at 317 & 333 W Cleveland which extended across a vacant lot into a dead end that created water stagnation problem

The total amount of the Change Orders resulted in a net increase to the contract of \$25,820.85, increasing the cost of the project 3.5% to \$764,209.85. The allowable project contingency was 10% to account for unknown conditions and to install meters at any other unmetered locations discovered during the project.

Initially this contract was intended to capture all remaining unmetered accounts. However, some of the larger services (3" to 8" meters) presented challenges such that they had to be pulled from this contract for further engineering and to avoid change order costs that were beyond that which would be considered reasonable. Additionally, several unmetered locations were identified throughout the course of this project. A future project funded with water utility funds is scheduled for FY 18-19 to capture additional unmetered locations.

All work associated with the project was substantially completed by April 9th, 2018, with the exception of the work in Change Order No.(CCO) 3. The City recently received permission from the owner of the apartment complex associated with CCO 3 for West Valley to complete this work. Due to their current workload, the Contractor has scheduled this work out a few weeks. The Contractor has requested release of their retention for the original contract work. Because it has been 87 days from substantial completion, Engineering finds this is a reasonable request and supports releasing the retention to the Contractor.

FINANCIAL IMPACT:

This project exhausted the monies received from the sale of bonds for this purpose and set aside in the FY 2010/11 CIP budget in account #2905-5097. The balance of the project funds came from Water Utility Funds. There is no impact to the City's General Fund.

CONSISTENCY WITH THE VISION MADERA 2025 PLAN

The presented capital improvement project supports:

Strategy 434 – Water Quality and Usage: Ensure continued water supplies to meet the demands of all Maderans through innovative reclamation, conservation and education on water-use.

Action 434.1 – Increase water-usage monitoring through meter reading and water patrol to increase conservation.

RECORDING REQUESTED BY:
CITY OF MADERA

AND WHEN RECORDED MAIL TO:
CITY OF MADERA – CITY CLERK
205 W. 4TH STREET
MADERA, CA 93637

SPACE ABOVE THIS LINE FOR RECORDER'S USE
FEE WAIVED PER SECTION 27383 OF THE GOVERNMENT CODE - NO DOCUMENT TAX DUE \$ -0-

NOTICE OF COMPLETION
Corporation

NOTICE IS HEREBY GIVEN THAT:

1. The undersigned is owner of the interest or estate stated below in the property hereinafter described,
2. The full name of the undersigned is City of Madera
3. The full address of the undersigned is 205 West 4th Street; Madera, CA 93637
4. The nature of the title of the undersigned is: In fee Public Improvements
(If other than fee, strike "In fee" and insert, for example, "purchaser under contract of purchase," or "lessee")
5. The full names and full addresses of all persons, if any, who hold title with the undersigned as joint tenants or as tenants in common are:

NAMES

ADDRESSES

N/A

6. A work of improvement on the property hereinafter described was completed on April 9, 2018
7. The name of the original contractor, if any, for such work of improvement was West Valley Construction Company, Inc.
(If no contractor for work of improvements as a whole, insert "none".)
8. The full name(s) and address (es) of the transferor(s) of the undersigned is (are):

NAMES

ADDRESSES

N/A

(Complete where undersigned is successor to owner who caused improvement to be constructed)

9. The property on which said work of improvement was completed is in the City of Madera
County of Madera, State of California, and is described as follows:

2017 WATER METER PROJECT, CITY PROJECT NO. W 17-01

10. The street address of said property is Madera City Limits
(If no street address has been officially assigned, insert "none".)

(Signature of Owner named In Paragraph 2)

Dated: _____

Keith Brent Helmuth, P.E.
City Engineer

2017 WATER METER PROJECT, CITY PROJECT NO. W 17-01

STATE OF CALIFORNIA
County of Madera

Keith Brent Helmuth, being duly sworn says: That he is the City Engineer of the City of Madera,
The corporation that executed the foregoing notice as owner of the aforesaid interest or estate in the
property therein described; that he makes this verification on behalf of said corporation;
That he has read said notice and knows the contents thereof, and that the facts therein stated are true:

Signature of Officer: _____


The notary public or other officer completing this certificate verifies only the identity of the individual who signed the document to which this certificate is attached, and not the truthfulness, accuracy, or validity of that document.

State of California
County of Madera

Subscribed and sworn to (or affirmed) before me on this 5th day of July, 2018, by Keith Brent Helmuth, proved to me on the basis of satisfactory evidence to be the person(s) who appeared before me.

(Seal)
Sonia Alvarez, City Clerk

Report to City Council



Council Meeting of July 5, 2018

Agenda Item Number B-6

Approved by:


Department Director


City Administrator

Informational Report on Personnel Activity

REQUESTED ACTION

This report is provided at the request of the City Council and is for informational purposes only.

SUMMARY OF PERSONNEL ACTIVITY


The following individuals began employment with the City since our last report:

Name	Position	Department	Effective Date
Mona Gonzalez	Part Time Accounting Technician I	Finance – Utility Billing	06/04/18
Isaiah Jaramillo	Program Leader I/ Sports Official	Parks & Community Services	06/06/18
Julio Lopez	Program Leader I	Parks & Community Services	06/06/18
Jose Navarro	Park Aide	Parks & Community Services	06/06/18
Ruben Sanchez	Park Aide	Parks & Community Services	06/14/18
Isaac Chavira	Program Leader I/ Lifeguard/ Swim Instructor	Parks & Community Services	06/21/18

The following employees separated from employment with the City since our last report.

Name	Position	Department	Effective Date
Marco Silva	Program Leader I	Parks & Community Services	05/23/18
Ruben Castro	Park Aide	Parks & Community Services	05/23/18
Daniella Gonzales	Program Leader I	Parks & Community Services	05/23/18

Jonathan Chambers	Park Aide	Parks & Community Services	05/23/18
Gerardo Rangel	Program Leader I	Parks & Community Services	05/30/18
Nicolas Arellano	Program Leader I/ Lifeguard/ Swim Instructor	Parks & Community Services	06/12/18



REPORT TO CITY COUNCIL

COUNCIL MEETING OF July 5, 2018

AGENDA ITEM NUMBER B-7

APPROVED BY:


GRANTS ADMINISTRATOR


CITY ADMINISTRATOR

SUBJECT:

CONSIDERATION OF A RESOLUTION APPROVING THE SUBMISSION OF A GRANT APPLICATION TO THE CALIFORNIA DEPARTMENT OF TRANSPORTATION ACTIVE TRANSPORTATION PROGRAM AND AUTHORIZING THE CITY ADMINISTRATOR, OR DESIGNEE, TO EXECUTE ALL REQUIRED GRANT DOCUMENTS

RECOMMENDATION:

Staff recommends that Council approve a resolution authorizing the submission of Active Transportation Program grant application on behalf of the City of Madera.

DISCUSSION:

On May 16th of 2018, the California Department of Transportation, through the California Transportation Commission (CTC) released the Active Transportation Program (ATP) guidelines for 2019. The ATP provides grants to eligible communities that meet the program's requirements to apply. The ATP was created by Senate Bill 99 and Assembly Bill 101 to encourage increased use of active modes of transportation, such as biking and walking. The ATP consolidated various transportation programs into a single program and was originally funded at about \$123 million a year from a combination of state and federal funds. Most recently, Road Repair and Accountability Act of 2017 Senate Bill 1 added approximately \$100 million per year in available funds to the ATP. This will nearly double the amount of available funds for the Active Transportation Program. In order to maximize the effectiveness of program funds, the minimum request for grant awards that will be considered is \$250,000, with some exception, and no maximum.

Staff has determined that the City meets the eligibility requirements to submit an ATP application and believes that our community would benefit from such an award. The City

intends to apply under the Medium Project category, in which grant awards range in the amount of \$1.5 million to \$7 million and can be used for infrastructure projects. The City intends to use the funding to design and build the Granada Pedestrian and Bicycle Bridge. Although this proposed project is still in its preliminary planning stage, it is intended to be built parallel to the current Granada Bridge which serves vehicles crossing the Fresno River. Currently it is difficult for pedestrian and bicycle riders to cross over the Fresno River on N. Granada Drive near Riverview Drive as the current bridge lacks sidewalks. This is also an area near Lincoln Elementary where increasing safety for parents and students is a high priority. Having a pedestrian and bicycle bridge that also connects to the Vern McCullough Fresno River Trail, would greatly increase walkability and connectivity options in the City.

All grant awards from a successful ATP application would be programmed into the Capital Improvement Program, which is ultimately subject to Council approval. Although leveraging additional funds for ATP Medium Project grants is not required, the CTC does consider leveraging in the evaluation criteria. City staff is recommending the City commit approximately 15-20% of the total project cost towards leveraging, which would be approximately \$400,000.

FISCAL IMPACT:

Submission of applications to the ATP 2019 program will not impact the General Fund as all costs associated with a successful award will be borne by grant resources. Any funds leveraging the ATP funds will be approved by Council.

VISION MADERA 2025 PLAN:

Submission of grant applications to the ATP 2019 program supports the following strategies:

Strategy 115 - seeking sufficient economic resources to provide adequate City services and prepare for future growth.

Strategy 121 – Multi-modal transportation: Develop a city-wide multi-modal transportation plan to ensure safe, affordable and convenient transportation modes for residents and businesses within Madera.

Strategy 121.8 – Promote and encourage walking within the city.

Strategy 121.10 – Add facilities and amenities for the public.

RESOLUTION NO. _____

**A RESOLUTION OF THE CITY COUNCIL OF THE CITY OF MADERA,
CALIFORNIA, AUTHORIZING THE SUBMISSION OF A GRANT
APPLICATION TO THE CALIFORNIA DEPARTMENT OF TRANSPORTATION ACTIVE
TRANSPORTATION PROGRAM AND AUTHORIZING THE CITY ADMINISTRATOR,
OR DESIGNEE, TO EXECUTE ALL REQUIRED GRANT DOCUMENTS**

WHEREAS, the State of California Department of Transportation (Caltrans) has issued a Notice of Funding Availability dated May 16, 2018 (NOFA), under its Active Transportation Program (ATP) Cycle 4; and

WHEREAS, Caltrans is authorized to approve funding allocations for the ATP, subject to the terms and conditions of the NOFA, Program Guidelines, and Application Package; and

WHEREAS, the ATP provides grant assistance to local agencies to fund projects that promote non-motorized travel; and

WHEREAS, the City of Madera (Applicant) has identified a suitable project in the community that could benefit from this program; and

WHEREAS, the Applicant desires to submit ATP applications to Caltrans for grant assistance to fund a pedestrian and bicycle bridge project.

**NOW, THEREFORE, THE CITY COUNCIL OF THE CITY OF MADERA
HEREBY finds orders and resolves as follows:**

1. The above recitals are true and correct.
2. Applicant is hereby authorized and directed to apply for and submit to Caltrans, an ATP grant for the 2019 Designated Program Year.
3. The City Administrator, or his/her designee, is authorized to execute on behalf of the Applicant the ATP Application Package and the ATP Grant Documents as required by Caltrans for participation in the ATP Program.
4. This resolution is effective immediately upon adoption.

REPORT TO

MADERA PUBLIC FINANCING AUTHORITY BOARD

Approved By:

Council Meeting of July 5, 2018

Agenda Item Number B-8


Department Director


For City Administrator

SUBJECT: A Resolution of the Board of Directors of the Madera Public Financing Authority Electing Officers

RECOMMENDATION: That the Board approve the resolution designating officers.

DISCUSSION:

The Madera Public Financing Authority previously elected officers by resolution of the Board on September 6, 2017. One of those officers is listed as the prior City Administrator who has since retired. Additionally, the Vice Chair is listed as Councilmember Foley-Gallegos who was Mayor Pro Tempore at the time. In that the City has a different City Administrator and a different Mayor Pro Tempore the most appropriate officers would be as follows:

Chairperson:	Andrew J. Medellin
Vice Chairperson:	Jose Rodriguez
Executive Director:	Steve Frazier
Secretary:	Sonia Alvarez

The subject resolution elects the officers as set forth above.

FISCAL IMPACT: None.

CONSISTENCY WITH THE VISION MADERA 2025 PLAN

The activity described in this report is not specifically incorporated in the strategies contained in the action plans of the Vision Madera 2025 and is not in conflict with any of the action or goals contained in the plan.

MPFA RES. NO. _____

A Resolution of the Board of Directors of the Madera Public Financing Authority Electing Officers

NOW, THEREFORE THE BOARD OF DIRECTORS OF THE MADERA PUBLIC FINANCING AUTHORITY, hereby finds, determines, resolves and orders as follows:

1. The following persons are elected to the officers set opposite their names below, as Chairperson and Vice Chairperson of the Authority to serve until the election and qualification of their successors, and the following persons be designated for the office set opposite their names below as Executive Director and Secretary of the Authority to serve until the designation and qualification of their successors:

Chairperson:	Andrew J. Medellin
Vice Chairperson:	Jose Rodriguez
Executive Director:	Steve Frazier
Secretary:	Sonia Alvarez

2. This resolution is effective immediately upon adoption.

* * * * *

REPORT TO CITY COUNCIL

Approved By:

Council Meeting of July 5, 2018

Agenda Item Number B-9


Department Director


City Administrator

SUBJECT: A Resolution of the City Council of the City of Madera Approving Documents Necessary for Participating in the Voluntary Closing Agreement Program (VCAP) with the IRS Relative to the Madera Public Financing Authority 1993 Variable Rate Demand Bonds and Authorizing the Mayor to Execute the Documents on Behalf of the City of the Madera

RECOMMENDATION: That Council approve the resolution approving the subject documents and authorizing the Mayor to execute all documents where appropriate.

DISCUSSION:

In connection with the Madera Public Financing Authority 1993 Variable Rate Demand Bond issue for the Madera Municipal Golf Course, issues were discovered relative to compliance with Internal Revenue Code section 141. These arose out of the lease language for the golf course. In order to correct the issues with the IRS, it was deemed advisable to apply to participate in the IRS Voluntary Closing Agreement Program or VCAP. The City and Madera Public Financing Authority are now trying to finalize the steps necessary to complete its participation in the program, and there are certain documents which must be approved and executed for submission to the IRS. The firm of Orrick, Herrington & Sutcliffe, LLP was retained by the City to work with the IRS in completing the City and MPFA's participation in this program. The documents to be approved and executed consist of:

1. Request for Closing Agreement Under the Tax Exempt Bonds Voluntary Closing Agreement Program;
2. Closing Agreement on Final Determination Covering Specific Matters;
3. IRS Form 14429;
4. IRS Form 2848; and

5. IRS Form 8821.

FISCAL IMPACT:

The payment to the IRS to take advantage of this program is just under \$10,000, plus legal fees.

CONSISTENCY WITH THE VISION MADERA 2025 PLAN

The activity described in this report is not specifically incorporated in the strategies contained in the action plans of the Vision Madera 2025 and is not in conflict with any of the action or goals contained in the plan.

RESOLUTION NO.

A Resolution of the City Council of the City of Madera Approving Documents Necessary for Participating in the Voluntary Closing Agreement Program (VCAP) with the IRS Relative to the Madera Public Financing Authority 1993 Variable Rate Demand Bonds and Authorizing the Mayor to Execute the Documents on Behalf of the City of the Madera

WHEREAS, In connection with the Madera Public Financing Authority 1993 Variable Rate Demand Bond issue for the Madera Municipal Golf Course, issues were discovered relative to compliance with Internal Revenue Code section 141; and

WHEREAS, it was deemed advisable to apply to participate in the IRS Voluntary Closing Agreement Program or VCAP to resolve such issues; and

WHEREAS, certain documents must be executed and submitted to the Internal Revenue Service to facilitate participation in the program; and

WHEREAS, the following documents have been prepared for approval and execution, including:

- a. Request for Closing Agreement Under the Tax Exempt Bonds Voluntary Closing Agreement Program;
- b. Closing Agreement on Final Determination Covering Specific Matters;
- c. IRS Form 14429;
- d. IRS Form 2848; and
- e. IRS Form 8821.

NOW, THEREFORE THE CITY COUNCIL OF THE CITY OF MADERA, hereby finds, determines, resolves and orders as follows:

1. The recitals listed above are true and correct.
2. The following documents, copies of which are on file in the office of the City Clerk and referred to for particulars, are hereby approved substantially in the form of said file documents.

- a. Request for Closing Agreement Under the Tax Exempt Bonds Voluntary Closing Agreement Program;
- b. Closing Agreement on Final Determination Covering Specific Matters;
- c. IRS Form 14429;
- d. IRS Form 2848; and
- e. IRS Form 8821.

3. The Mayor is authorized to execute the documents where appropriate on behalf of the City of Madera.

4. This resolution is effective immediately upon adoption.

* * * * *

Richard J. Moore
(415) 773-5938
rmoore@orrick.com

**REQUEST FOR CLOSING AGREEMENT UNDER THE
TAX EXEMPT BONDS VOLUNTARY CLOSING AGREEMENT PROGRAM**

*Via Certified Mail and Email
Return Receipt Requested*

March 28, 2018

Internal Revenue Service
Attn: TEB VCAP
1122 Town & Country Commons
Chesterfield, MO 63017

Re: Request for Closing Agreement

Madam or Sir:

Pursuant to Notice 2008-31, 2008-11 I.R.B. 592 (February 27, 2008) (the "Notice"), the undersigned, Richard Moore of Orrick, Herrington & Sutcliffe LLP ("Orrick"), as transaction counsel for and on behalf of the Madera Public Financing Authority (the "Bond Issuer") and the City of Madera, California (the "City"), submit the following Request for Closing Agreement under the Tax Exempt Bonds Voluntary Closing Agreement Program (the "Request") with respect to the Bond Issuer's Madera Public Financing Authority 1993 Variable Rate Demand Bonds (Madera Municipal Golf Course Refinancing Project) (the "Bonds"). The Request seeks to resolve all tax law compliance issues relating to the private use of the proceeds of the Bonds and the facilities financed and refinanced with proceeds of the Bonds.

The following information is provided as required by Section 5(a) of the Notice and Section 7.2.3 of the Internal Revenue Manual.

I. Bond Issuer Identifying Information

- a. Name: Madera Public Financing Authority
- b. EIN: 52-1659312
- c. Address: 205 West Fourth Street, Madera, CA 93637

Internal Revenue Service

March 28, 2018

Page 2

d. Contact Person: Steve Frazier, Executive Director

II. Bond Issue Identifying Information

- a. Name: Madera Public Financing Authority 1993 Variable Rate Demand Bonds (Madera Municipal Golf Course Refinancing Project)
- b. Issue Price: \$5,280,000.00
- c. Description of Rate-Setting Methodology and Interest Payments to Date of Request: See Exhibit B.
- d. CUSIP numbers: See Exhibit C.

III. Information Regarding Violation

a. Specific Violation: The private business tests of Section 141 of the Internal Revenue Code (the "Code") may have been violated.

b. Description of Violation: The Bonds were issued for the purposes of (i) refunding a portion of the Bond Issuer's 1989 Lease Revenue Bonds, Series A (Madera Municipal Golf Course Project) (the "1989 Lease Revenue Bonds"), the proceeds of which were applied to finance the acquisition, construction and development of the Madera Municipal Golf Course (the "Project") located in the City of Madera, California; (ii) financing certain capital improvements to the Project; (iii) establishing a reserve fund with respect to the Bonds; and (iv) paying costs of issuance of the Bonds. The Project is currently leased, managed and operated by SGM Inc. dba Sierra Golf Management Inc. ("Sierra") pursuant to an Operation and Management Lease Agreement, dated as of October 7, 2009 (as subsequently amended from time to time, the "Operating Lease"), between the City and Sierra. The operation and management of the Project by Sierra pursuant to the terms of the Operating Lease has resulted in an impermissible amount of private use of the Project. Accordingly, the IRS has a reasonable basis to conclude that the private business tests of Section 141 of the Code may have been violated.

c. Discovery of Violation. In July or August of 2017, the Operating Lease was brought to the attention of the financial advisor to the City, who advised the City that it may well give rise to private use of the Project. In August of 2017, the City sent a copy of the Operating Lease to Orrick and Orrick confirmed that the Operating Lease gave rise to private use.

IV. Proposed Settlement Terms

- a. Methodology: The Bond Issuer and the City wish to remediate any tax law problems that may have been created by private use of the proceeds of the Bonds and the facilities financed or refinanced with proceeds of the Bonds through closing agreements with the IRS in order to safeguard the continued tax-exemption of the Bonds promptly and conclusively. The Bond Issuer and the City suggest that remediation be based on I.R.M. sections 4.81.23.A, i.e., "the closing agreement amount should be based on taxpayer exposure." Specifically, the City and the Bond Insurer suggest that the terms of the settlement be that: the City makes a settlement payment of approximately \$9,488.60, representing 110% of taxpayer exposure with respect to the Bonds. Taxpayer exposure with respect to the nonqualified bonds has been calculated as sum of:
 - i. 29% of the interest paid on the nonqualified bonds from January 1, 2015 through December 31, 2017, plus interest at the underpayment rate on that amount, plus
 - ii. 29% of the interest paid on the nonqualified bonds from January 1, 2018 through redemption on January 5, 2018, computed on a present value basis, using the taxable applicable rate in effect as of the date of the closing agreement as the discount rate.

All of the outstanding Bonds are treated as nonqualified bonds. Attached as Exhibit D is proposed calculation of the settlement amount (\$9,488.60) assuming a settlement date of June 1, 2018. All of the outstanding Bonds were redeemed on January 5, 2018.

- b. Source of Funds. Tax-exempt obligations will not serve as the source of funds for either the settlement payment or the redemption of the Bonds.

V. Statements of Good Faith

- a. The Bonds are not under audit or under consideration by the IRS Office of Appeals.
- b. The tax-exempt status of the Bonds is not at issue in any federal court.
- c. The Bonds are not under review in any court (other than federal court), administrative agency, commission or other proceeding.

- d. On the issue date of the Bonds, neither the Bond Issuer nor the City knew or reasonably expected that the violation described in this Request had occurred.
- e. Neither the City nor the Bond Issuer currently have in place post-issuance compliance policies and procedures with respect to the Bond Issuer's or the City's tax-exempt bond issues. The City and the Bond Issuer expect to adopt post-issuance compliance procedures in April 2018, which would require the City and the Bond Issuer to monitor the use of bond-financed facilities and to consult with Bond Counsel and other professional expert advisors in the review of any contracts or arrangements involving bond-financed facilities.
- f. The Request was promptly undertaken upon discovery of the violation described in the Request. See Section III for further discussion regarding the date and circumstances of discovery of the violation.

VI. Previous or Contemporaneous VCAP Requests of the Bond Issuer or the City

- a. There are no previous or contemporaneous VCAP requests with respect to the Bonds.
- b. Neither the Bond Issuer nor the City have submitted a VCAP request within the past five years that pertains to a violation that is the same as the subject of this Request.

VII. Previous or Contemporaneous Private Letter Rulings.

No previous or contemporaneous private letter ruling requests have been submitted by the Bond Issuer or the City with respect to the Bonds and relating to the violation described in this Request.

VIII. Disclosure.

No public disclosure has been made with respect to the violation described in this Request.

Internal Revenue Service
March 28, 2018
Page 5

IX. Form 8038-G

Attached as Exhibit E is the Form 8038-G filed in connection with the issuance of the Bonds.

X. VCAP Model Closing Agreement

Attached as Exhibit I is the VCAP Model Closing Agreement, completed as appropriate.

To respond to this Request and for additional information, please contact Rich Moore at (415) 773-5938 [phone]; (415) 773-5759 [fax]; or rmoore@orrick.com [e-mail]. Enclosed is a Form 2848 with respect to this Request. We greatly appreciate your consideration of this Request and look forward to hearing from you soon.

Respectfully Submitted,

Richard Moore

Encl.

Internal Revenue Service
March 28, 2018
Page 6

bcc: Steve Frazier
Tim L. Przybyla
Brent Richardson

INDEX OF EXHIBITS

EXHIBIT	DESCRIPTION
Exhibit A-1:	City Penalty of Perjury Statement
Exhibit A-2:	Bond Issuer Penalty of Perjury Statement
Exhibit B:	Description of Rate-Setting Methodology and Interest Payments to Date of Request
Exhibit C:	CUSIP Numbers
Exhibit D:	Calculation of Settlement Amount
Exhibit E:	Form 8038-G
Exhibit F:	Form 2848
Exhibit G-1:	Bond Issuer Form 8821
Exhibit G-2:	City Form 8821
Exhibit H:	Form 14429 (Checklist)
Exhibit I:	Proposed Form of VCAP Closing Agreement

EXHIBIT A-1

PENALTY OF PERJURY STATEMENT

Under penalties of perjury, I declare that I have examined this submission, including accompanying documents and statements, and to the best of my knowledge and belief, the submission contains all the relevant facts relating to the request, and such facts are true, correct, and complete.

March __, 2018

CITY OF MADERA, CA

By _____
Tim L. Przybyla
Director of Financial Services

EXHIBIT A-2

PENALTY OF PERJURY STATEMENT

Under penalties of perjury, I declare that I have examined this submission, including accompanying documents and statements, and, relying on representations and other information provided by the City of Madera, CA, to the best of my knowledge and belief, the submission contains all the relevant facts relating to the request, and such facts are true, correct, and complete.

March __, 2018

MADERA PUBLIC FINANCING AUTHORITY

By _____
Steve Frazier, Executive Director

EXHIBIT B

**DESCRIPTION OF RATE-SETTING METHODOLOGY AND INTEREST PAYMENTS
TO DATE OF REQUEST**

[See Attached]

EXHIBIT C
CUSIP NUMBERS

556443 AM1

EXHIBIT D
CALCULATION OF SETTLEMENT AMOUNT

EXHIBIT E

FORM 8038-G

EXHIBIT F

FORM 2848

EXHIBIT G-1
BOND ISSUER FORM 8821

EXHIBIT G-2
CITY FORM 8821

EXHIBIT H
FORM 14429 (CHECKLIST)

EXHIBIT I
PROPOSED VCAP CLOSING AGREEMENT

CLOSING AGREEMENT ON FINAL DETERMINATION COVERING SPECIFIC MATTERS

Under section 7121 of the Internal Revenue Code of 1986, as amended (the "Code"), the Madera Public Financing Authority, EIN 52-1659312 (the "Issuer"), the City of Madera, California, EIN 94-6000365 (the "City"), and the Commissioner of Internal Revenue (the "IRS") make this closing agreement (the "Agreement").

WHEREAS, this Agreement is based on the following facts and representations:

- A. This Agreement is in resolution of issues raised in a request for a voluntary closing agreement pertaining to the Issuer's Madera Public Financing Authority 1993 Variable Rate Demand Bonds (Madera Municipal Golf Course Refinancing Project) (the "Bonds"), issued on May 13, 1993 in the aggregate principal amount of \$5,280,000 with an issue price of \$5,280,000.
- B. The Issuer and City make the following representations:
 - 1. The Bonds were issued and sold under the representation to bondholders that the Bonds comply with all provisions of the Code such that interest on the Bonds is not included in the bondholders' gross income.
 - 2. The Bonds were issued for the purposes of (i) refunding a portion of the Issuer's 1989 Lease Revenue Bonds, Series A (Madera Municipal Golf Course Project) (the "1989 Lease Revenue Bonds"), the proceeds of which were applied to finance the acquisition, construction and development of the Madera Municipal Golf Course (the "Project") located in the City of Madera, California; (ii) financing certain capital improvements to the Project; (iii) establishing a reserve fund with respect to the Bonds; and (iv) paying costs of issuance of the Bonds.
 - 3. Pursuant to an Operation and Management Lease Agreement, dated as of October 7, 2009 (as subsequently amended from time to time, the "Operating Lease") by and between the City and SGM Inc. dba Sierra Golf Management Inc. ("Sierra"), the Project is leased, managed and operated by a nongovernmental entity.
 - 4. The operation and management of the Project by Sierra pursuant to the terms of the Operating Lease has resulted in an impermissible amount of private use of the Project. Accordingly, the private business tests of Section 141 of the Internal Revenue Code (the "Code") have been violated and the amount of nonqualifying use of the Project is 100%.
- C. Based on the representations in paragraph B, the IRS has a reasonable basis to conclude that the interest on the Bonds is includable in bondholders' gross income pursuant to section 103(b)(1) of the Code because private business tests of Section 141 of the Code were violated.

CLOSING AGREEMENT among Madera Public Financing Authority (EIN 52-1659312), the City of Madera, California (EIN 94-6000365), and the Commissioner of Internal Revenue

- D. The IRS has not formally asserted any claims against the Issuer or City, or sought to tax interest on the Bonds.
- E. The Issuer, the City and the IRS desire to resolve the violation described in paragraph C.
- F. The terms of this Agreement were arrived at pursuant to negotiation among the Issuer, the City and the IRS and may differ from the resolution terms of other closing agreements.
- G. The Issuer and the City make the following additional representations:
 - 1. Payment of the Resolution Amount defined below shall be made from sources other than proceeds of bonds described in sections 103, 54A or 54AA of the Code.
 - 2. On February 1, 2018, the Issuer redeemed and retired all of the outstanding Bonds, as described in the attached Exhibit A, with funds from sources other than proceeds of bonds described in sections 103, 54A or 54AA of the Code.

NOW, IT IS HEREBY DETERMINED AND AGREED PURSUANT TO THIS AGREEMENT EXECUTED BY THE PARTIES HERETO UNDER SECTION 7121 OF THE CODE THAT FOR FEDERAL INCOME TAX PURPOSES:

- 1. Contemporaneously with the Issuer's execution of this Agreement, the Issuer shall pay or cause to be electronically paid the sum of \$9,488.60 (the "Resolution Amount") to the U.S. Treasury via the Electronic Federal Tax Payment System and in accordance with the directions contained in Exhibit B of this Agreement.
- 2. The Resolution Amount is not refundable or subject to credit or offset under any circumstance.
- 3. The Resolution Amount or any portion thereof paid by or on behalf of the Issuer shall not be deductible or amortizable for federal income tax purposes by any person.
- 4. The Resolution Amount shall not be treated as income to any person benefiting from this Agreement.
- 5. The bondholders shall not be required to include interest paid on the Bonds in gross income because of the specific violation(s) identified in paragraph C.
- 6. The IRS may take any appropriate action, including requiring bondholders to include interest paid on the Bonds in gross income, for any violation not specifically listed in paragraph C that has occurred or will occur with respect to the Bonds.

CLOSING AGREEMENT among Madera Public Financing Authority (EIN 52-1659312), the City of Madera, California (EIN 94-6000365), and the Commissioner of Internal Revenue

7. For purposes of any refunding of the Bonds redeemed as provided in Exhibit A, gross proceeds of the Bonds are unspent proceeds (i.e., not allocated to any expenditure under subsection 1.148-6(d) of the Treasury Regulations).
8. This Agreement is not based upon an examination of the Bonds by the IRS and does not preclude or impede an examination of the Bonds, the Issuer, the City, or any Bondholder.
9. This Agreement may not be cited or relied upon by any person or entity whatsoever as precedent in the disposition of any other case.
10. This Agreement is final and conclusive, except that:
 - a. The matter it relates to may be reopened in the event of fraud, malfeasance, or misrepresentation of a material fact;
 - b. It is subject to sections of the Code that expressly provide that effect be given to their provisions notwithstanding any other law or rule of law; and
 - c. If it relates to a tax period ending after the effective date of this agreement, it is subject to any law enacted after the Agreement date that applies to that tax period.

This space intentionally left blank.

CLOSING AGREEMENT among Madera Public Financing Authority (EIN 52-1659312), the City of Madera, California (EIN 94-6000365), and the Commissioner of Internal Revenue

By signing, the above parties certify that they have read and agreed to the terms of this Agreement.

ISSUER: Madera Public Financing Authority

EIN: 52-1659312

By signing, I certify that I have the authority to execute this Agreement on behalf of Issuer

BY:

SIGNATURE

NAME (PLEASE PRINT)

TITLE

DATE

CITY: City of Madera, California

EIN: 94-6000365

By signing, I certify that I have the authority to execute this Agreement on behalf of City

BY:

SIGNATURE

NAME (PLEASE PRINT)

TITLE

DATE

CLOSING AGREEMENT among Madera Public Financing Authority (EIN 52-1659312), the City of Madera, California (EIN 94-6000365), and the Commissioner of Internal Revenue

COMMISSIONER OF INTERNAL REVENUE:

BY:

SIGNATURE

Manager. Tax Exempt Bonds Compliance & Program Management
NAME AND TITLE

DATE

CLOSING AGREEMENT among Madera Public Financing Authority (EIN 52-1659312), the City of Madera, California (EIN 94-6000365), and the Commissioner of Internal Revenue

Exhibit A

[Trustee Letter Confirming Redemption of Bonds]

Exhibit B

Taxpayer Information Worksheet for Electronic Federal Tax Payment System Deposit

This Agreement requires the electronic deposit of an amount to the U.S. Treasury through the Electronic Federal Tax Payment System (EFTPS) as a term for resolution of certain identified matters related to the tax-advantaged treatment of interest paid on a municipal obligation. This payment must be deposited in accordance with the directions contained herein.

Please carefully review the taxpayer information listed below and immediately report any errors to the IRS Tax Exempt Bonds employee assigned to your case. If, to the best of your knowledge, the information is correct, then please deposit all required payments through the EFTPS (either *EFTPS – Direct* or *EFTPS – Through a Financial Institution*) accurately and in accordance with this information and the terms of this Agreement.

1. Total Amount of Tax Deposit: \$[]
2. Taxpayer's Employee Identification Number (EIN): **52-1659312**
3. Taxpayer Name Control (4 characters): []
4. Taxpayer Name (up to 35 characters): **Madera Public Financing Authority**
5. Tax Type (5 characters): **XXX**
6. Tax Year (2 digits): **XX**
7. Tax Month (2 digits): **XX**

Your financial institution may call the EFTPS Financial Institution Helpline for questions or assistance at **1-800-605-9876** (Monday – Friday, 8:00 a.m. – 8:00 p.m., Eastern Standard Time).

NOTE: If you are not enrolled in *EFTPS – Direct* or *EFTPS – Through a Financial Institution*, or otherwise wish to use the Same Day Payment option, then please provide your financial institution with the information listed above and direct them to accurately deposit your payments utilizing the following routing and account numbers: **Note that the *Receiving ABA/Routing Number, Receiving FI Name, Tax Type (under Beneficiary)* and *Beneficiary FI* indicated below do not change.**

Receiving ABA/Routing Number: []
Receiving FI Name: []
Beneficiary: []
Beneficiary FI: **XXXXXXXXXXXXXXXX**

If the financial institution has difficulty transmitting the EFTPS same-day payment, please call **1-800-382-0045** (Monday – Friday, 7:45 a.m. – 4:30 p.m. Central Standard Time) to receive assistance from a Customer Service Representative at the Minneapolis Federal Reserve Bank.

CLOSING AGREEMENT among Madera Public Financing Authority (EIN 52-1659312), the City of Madera, California (EIN 94-6000365), and the Commissioner of Internal Revenue

CONSENT TO DISCLOSE TAX INFORMATION

I hereby consent, pursuant to section 6103(c) of the Internal Revenue Code of 1986 (as amended), to the disclosure of return information (as defined in section 6103(b)(2)) relating to the Closing Agreement (Agreement) between the MADERA PUBLIC FINANCING AUTHORITY (EIN 52-1659312) (the "Taxpayer"), CITY OF MADERA, CALIFORNIA (EIN 94-6000365) (the "City"), and the Commissioner of Internal Revenue pertaining to the Madera Public Financing Authority 1993 Variable Rate Demand Bonds (Madera Municipal Golf Course Refinancing Project) (the "Bonds"), executed by the Taxpayer on _____, as follows:

The Internal Revenue Service may disclose the existence and subject matter of the Agreement to the extent that the Internal Revenue Service deems necessary to correct any material misstatement with respect to the Agreement in response to a public statement by Taxpayer or City, or an agent of Taxpayer or City.

Such disclosure may be made to Members of Congress, the press, and the general public, and may be made by any means, including press releases and notices in Internal Revenue Service publications.

I am aware that in the absence of this authorization, the returns and return information of the Madera Public Financing Authority are confidential and may not be disclosed except as authorized by the Internal Revenue Code.

I certify that I have the authority to execute this consent on behalf of Taxpayer.

Taxpayer Name: _____

Taxpayer TIN: _____

Taxpayer Address: _____

By: _____

Title: _____

Signature: _____

Date: _____

Tax Exempt Bonds
Voluntary Closing Agreement Program Request

The Tax Exempt Bonds Voluntary Closing Agreement Program (TEB VCAP), described in Notice 2008-31, 2008-11 I.R.B. 592, provides remedies for issuers of tax-advantaged bonds who voluntarily come forward to resolve a violation of the federal tax requirements applicable to a bond issue which cannot be corrected under self-correction programs described in the Income Tax Regulations (Regulations) or other published guidance. For this purpose, references to "tax-advantaged bonds" are references to tax-exempt bonds, qualified tax credit bonds, and direct pay bonds, which are specified tax credit bonds, build America bonds and recovery zone economic development bonds. Section 7.2.3 of the Internal Revenue Manual (IRM) provides additional procedural guidance on how to submit a TEB VCAP request. TEB VCAP is administered by the office of Tax Exempt Bonds (TEB) within the Tax Exempt & Government Entities division.

Purpose of this form

This form is to assist issuers in organizing their TEB VCAP submission requests and in ensuring that their submissions are complete in accordance with the requirements under Notice 2008-31 and IRM 7.2.3. This form will also facilitate the process for accepting requests and assigning requests to a specialist. This form does not alter the requirements of section 7121 of the Internal Revenue Code (Code), Notice 2008-31, or IRM 7.2.3 applicable to TEB VCAP.

Who may use this form

An issuer of tax-advantaged bonds may submit a TEB VCAP submission request to resolve a violation or other tax matter jeopardizing the tax-advantaged status of its bonds. While other parties (e.g., conduit borrower, trustee) may participate in a TEB VCAP request with the permission of the issuer, only the issuer may use this form to submit a request and provide all required information under penalties of perjury as to the truth, accuracy and completeness of such information. See IRM 7.2.3 for information on how to submit a TEB VCAP request on an anonymous basis.

How to use this form

Answer each question by filling in the requested information in the corresponding box. If the question relates to information to be included in the request, check the appropriate Yes or N/A option. When a question contains a place for a page number, insert the page number(s) of the request that correspond to the information called for by a "Yes" answer to a question. Sign the form under penalty of perjury, date the form, and include it at the beginning of your request.

Issuer Information

Unless otherwise noted, see IRM 7.2.3.2.1(2)(A) for more information

1. Issuer's name Madera Public Financing Authority	2. Issuer's Employer Identification Number (EIN) 52-1659312
---	--

3. Is the Issuer's name and EIN above different than that reported on the Form 8038 Series information return filed upon the issuance of the bonds

☐ Yes ☒ N/A

If Yes, please provide the name and EIN reported on the return

Name	EIN
------	-----

4. Issuer's address (number, street)

205 West 4th Street

City Madera	State CA	ZIP code 93637
----------------	-------------	-------------------

5. Name and title of official of issuer who may be contacted for additional information

Steve Frazier, Executive Director

6. Telephone number of official of issuer listed on line 5

559-661-5400

Note: With respect to a violation that affects multiple issuers or issues of bonds, such as a composite issue, each issuer of an affected issue must join in the request and provide the information required in lines 1-6 in an attached schedule.

Additional Party Information

If the issuer proposes to include additional parties to the closing agreement please provide

7. Additional party's name City of Madera, CA		8. Additional party's EIN 52-1659312	
9. Address (number, street) 205 W. 4th Street			
City Madera		State CA	ZIP code 93637
10. Name and title of official of additional party who may be contacted for additional information Tim L. Przybyla, Director of Financial Services			
11. Phone number of official listed on line 10 559-661-5453			
12. Role of additional party (e.g., conduit borrower, trustee) Conduit Borrower			
13. Is Form 8821, <i>Tax Information Authorization</i> , attached for the additional party to inspect and/or receive information about the issuer? IRM 7.2.3.2.1(6) <input checked="" type="checkbox"/> Yes Page number <u>Ex. H-1</u> <input type="checkbox"/> N/A			
14. Is Form 8821 attached for the issuer to inspect and/or receive information about the additional party? IRM 7.2.3.2.1(6) <input checked="" type="checkbox"/> Yes Page number <u>Ex. H-2</u> <input type="checkbox"/> N/A			
Note: If more than one additional party, provide the information and Forms 8821 required in lines 7 through 14 for each additional party on an attached schedule.			

Authorized Representative Information

15. Is Form 2848, <i>Power of Attorney and Declaration of Representative</i> , for each authorized representative attached? IRM 7.2.3.2.1(6) <input checked="" type="checkbox"/> Yes Page number <u>Ex. G</u> <input type="checkbox"/> N/A		
16. Name and title of authorized representative Richard Moore, Esquire		17. PTIN of authorized representative P01065109
18. Telephone number of authorized representative (415) 773-5938		
19. Address (number, street) 405 Howard Street		
City San Francisco		State CA
		ZIP code 94105
Note: If more than one authorized representative, provide the information and Forms 2848 required in lines 15 through 19 for each additional representative on an attached schedule.		

Bond Information

See IRM 7.2.3.2.1(2)(B) for more information	
20. Name of bond issue Madera Public Financing Authority 1993 Variable Rate Demand Bonds	21. Issue date of bond issue May 13, 1993
22. CUSIP number (if any) reported on Form 8038 Series information return filed in connection with the issuance of the bond issue(s) 556443 AM1	
23. Issue price \$5,280,000.00	
24. Is a full debt service schedule for the issue showing principal maturities and interest rates (for variable rate issues include a description of how the rate is set and the interest payments to the date of the request) attached <input checked="" type="checkbox"/> Yes Page number <u>Ex. B</u> <input type="checkbox"/> N/A	
25. Is a copy of the Form 8038 Series information return filed in connection with the issuance of the bond issue(s) and submitted to the IRS attached? IRM 7.2.3.2.1(5) <input checked="" type="checkbox"/> Yes Page number <u>Ex. F</u> <input type="checkbox"/> N/A	

26. If the request relates to a direct pay bond issue, is a copy of any Forms 8038-CP related to the bond issue(s) and submitted to the IRS attached? IRM 7.2.3.2.1(5)

☐ Yes Page number ☒ N/A

27. If the violation relates to the requirements of section 148 of the Code, is a copy of any Forms 8038-T and Forms 8038-R related to the bond issue(s) and submitted to the IRS attached? IRM 7.2.3.2.1(5)

☐ Yes Page number ☒ N/A

Violations

See IRM 7.2.3.2.1(2)(C) for more information

28. Which section(s) of the Code relates to the violation described in the request

§ 141

29. Is a clear statement of the specific federal tax requirement which provides a basis for finding a violation included

☒ Yes Page number 2 ☐ N/A

30. Is a description of the identified violation(s) as well as the facts and circumstances pertaining to the nature of the identified violation and its occurrence included

☒ Yes Page number 2 ☐ N/A

31. Is a statement as to when and how the facts surrounding the identified violation were discovered included

☒ Yes Page number 2 ☐ N/A

32. In the event that the issuer identifies a violation but requests TEB to consider as a factor in determining an appropriate resolution that certain legal questions apply, has the issuer included the following information in its request

a) a description of established law supporting a determination that there is a credible basis for finding that a violation occurred

☐ Yes Page number ☒ N/A

b) a description of such legal questions, and their application to the facts of the submission, supporting why TEB should consider such legal questions as a factor in the appropriate resolution of the violation

☐ Yes Page number ☒ N/A

33. If the issuer is submitting a request to resolve a violation pursuant to a resolution standard described under IRM 7.2.3.4.2 (*Tax Exempt Bonds*) or IRM 7.2.3.4.3 (*Certain Direct Pay Bonds*), has the issuer additionally supplied any information required under the relevant Identified Violation section

☐ Yes Page number ☒ N/A

Settlement Terms

See IRM 7.2.3.2.1(2)(D) for more information

34. Has the issuer included a description of the issuer's proposed settlement terms for resolving the identified violation

☒ Yes Page number 3 ☐ N/A

35. If the proposal includes the payment of a closing agreement amount, has the issuer included

a) an identification of the computation methodology described in IRM 4.81.6 used to determine the amount or a description of an alternative computation methodology including a discussion of why such an alternative is appropriate under the facts and circumstances

☒ Yes Page number 3 ☐ N/A

b) an identification of the source of funds to be used to pay the closing agreement amount

☒ Yes Page number 3 ☐ N/A

36. If the proposal includes the redemption, defeasance, tender, or purchase of any amount of the bonds comprising the bond issue, has the issuer identified the source of funds to be used to effectuate such action and the maturities of the bonds subject to such action

☒ Yes Page number 3 ☐ N/A

Statements of Good Faith

See IRM 7.2.3.2.1(2)(E) for more information

37. Has the issuer included a statement that the bond issue is not under examination or under consideration by the IRS Office of Appeals

☒ Yes Page number 3 ☐ N/A

38. Has the issuer included a statement that the tax-advantaged status of the bonds is not at issue in any federal court

☒ Yes Page number 3 ☐ N/A

39. Has the issuer included a statement as to whether the bonds are under review in any court (*other than a federal court*), administrative agency, commission, or other proceeding (and identified the proceeding)

☒ Yes Page number 3 ☐ N/A

40. Has the issuer included a statement as to whether the issuer knew or reasonably expected on the issue date that the violation might occur

☒ Yes Page number 4 ☐ N/A

41. Has the issuer included a description of the policies or procedures which have been or will be implemented to prevent this type of violation from recurring with this or any other bond issues

☒ Yes Page number 4 ☐ N/A

42. Has the issuer included a statement that the request for a closing agreement was promptly undertaken upon the discovery of the identified violation, including the date(s) of the violation, the date and circumstances surrounding the discovery of the violation, and the date and nature of any actions taken in response to the discovery of violation (*e.g., redemption, defeasance*)

☒ Yes Page number 4 ☐ N/A

Identification of Previous TEB VCAP or Private Letter Ruling Requests

See IRM 7.2.3.2.1(2)(F)&(G) for more information

43. Has the issuer identified any previous and contemporaneous TEB VCAP requests (*including anonymous requests*) submitted either: (1) with respect to the bond issue that is the subject of the request; or (2) pertaining to a violation that is of the same type as the subject of the request provided that such request was submitted within the past five years, including the name(s) of the related bond issue(s), brief summaries of the violation(s) identified and resolution thereof; or, if no previous or contemporary request has been submitted, has the issuer included a statement to that effect

☒ Yes Page number 4 ☐ N/A

44. Has the issuer identified all previous or contemporaneous private letter ruling requests submitted by the issuer with respect to the bonds and relating to the violation which is the subject of the TEB VCAP request, including a brief summary of the matters addressed therein; or, if no previous or contemporaneous private letter ruling request has been submitted, has the issuer included a statement to that effect

☒ Yes Page number 4 ☐ N/A

Conflicts, Disclosure, 3rd Party Fault, Other

See IRM 7.2.3.2.1(2)(H) through (K) for more information

45. Has the issuer described any explanation the representative(s) or other professionals have made to the issuer regarding conflicts of interests relating to the bonds that might exist under Circular 230

☐ Yes Page number ☒ N/A

46. Has the issuer identified a violation that has been disclosed on the Municipal Securities Rulemaking Board's Electronic Municipal Market Access System (EMMA) or to any state or local taxing jurisdiction that grants tax-advantaged treatment to the issuer's bonds, including a statement describing the disclosure and how it was made; or, if no disclosure has been made, a statement to that effect

☒ Yes Page number 4 ☐ N/A

47. If the issuer wishes to assert that the violation was caused by another party and requests TEB to consider this as a factor in determining an appropriate resolution, has the issuer included a statement that the violation was due to the acts or omissions of a person or persons other than the issuer, together with a description of the circumstances surrounding the violation thereof, and any information that the issuer has regarding such acts or omissions (*including an identification of the person or persons whose acts or omissions caused the violation*)

☐ Yes Page number ☒ N/A

48. Has the issuer attached an explanation of any other information relevant to the matters contained in or resolution of the TEB VCAP request

☐ Yes Page number ☒ N/A

Written Post-Issuance Compliance Monitoring Procedures

49. Has the issuer included an affirmative or negative statement as to whether the issuer has adopted comprehensive written procedures intended to promote post-issuance compliance with, and to prevent violations of, the federal tax requirements for tax-advantaged bonds? IRM 7.2.3.2.1(3)

☒ Yes Page number 4 ☐ N/A

50. If the issuer has included an affirmative statement for line 49, has the issuer included a detailed description of the portion of such comprehensive procedures which relate to the violation which is the subject of the TEB VCAP request identifying: 1) the authorized person(s) that adopted the procedures; 2) the officer(s) with responsibility for monitoring compliance; 3) the frequency of compliance check activities; 4) the nature of the compliance check activities undertaken; 5) and the date such procedures were originally adopted and subsequently updated (if applicable)? IRM 7.2.3.2.1(3)

☐ Yes Page number _____ ☒ N/A

51. If the issuer has included an affirmative statement for line 49, has the issuer submitted information demonstrating that the issuer had, either prior to the date of the violation, adopted "sufficient written procedures", to ensure post-issuance compliance with federal tax law requirements; or, after the violation, implemented such procedures and both timely identified the violation following such implementation and submitted its request no later than 90 days after such identification? For purposes of this question, "sufficient written procedures" must specify: the official with monitoring compliance responsibility; the frequency of at least annual compliance checks; the nature of the compliance activities required to be undertaken; the procedures used to timely identify and elevate resolution of a violation when it occurs, or is expected to occur; procedures for the retention of records material to substantiate federal tax law compliance; and, an awareness of the availability of TEB VCAP and other remedial actions to resolve violations. A mere reference to the bond documents is generally insufficient. IRM 7.2.3.4.4

☐ Yes Page number _____ ☒ N/A

Issuer Approval & Signature

Under penalties of perjury, I declare that I have examined this submission, including accompanying documents and statements, and to the best of my knowledge and belief, the submission contains all the relevant facts relating to the request, and such facts are true, correct, and complete

Signature of Official of Issuer	Name of Official of Issuer	Date signed
	Steve Frazier, Executive Director	

Note: TEB will only accept facts submitted by a party other than the issuer (e.g. conduit borrower, trustee) under penalties of perjury if the issuer also certifies under penalties of perjury that to the best of the issuer's knowledge that such facts are true and accurate. If the issuer wishes to have another party submit facts under penalty of perjury, attached a separate penalty of perjury statement. IRM 7.2.3.1.2(4)

Power of Attorney and Declaration of Representative

OMB No. 1545-0150

For IRS Use Only

Received by:

Name _____

Telephone _____

Function _____

Date ____/____/____

► Information about Form 2848 and its instructions is at www.irs.gov/form2848.

Part I Power of Attorney

Caution: A separate Form 2848 must be completed for each taxpayer. Form 2848 will not be honored for any purpose other than representation before the IRS.

1 Taxpayer information. Taxpayer must sign and date this form on page 2, line 7.

Taxpayer name and address Madera Public Financing Authority 205 West 4th Street Madera, CA 93637		Taxpayer identification number(s) 52-1659312	
		Daytime telephone number (559) 661-5400	Plan number (if applicable)

hereby appoints the following representative(s) as attorney(s)-in-fact:

2 Representative(s) must sign and date this form on page 2, Part II.

Name and address Richard J. Moore, Orrick, Herrington & Sutcliffe LLP 405 Howard Street San Francisco, CA 94105 Check if to be sent copies of notices and communications <input type="checkbox"/>	CAF No. _____ PTIN P01065109 Telephone No. (415) 773-5938 Fax No. (415) 7735759 Check if new: Address <input type="checkbox"/> Telephone No. <input type="checkbox"/> Fax No. <input type="checkbox"/>
Name and address Angela M. Trout, Orrick, Herrington & Sutcliffe LLP 701 5th Avenue, Suite 5600 Seattle, WA 98104 Check if to be sent copies of notices and communications <input type="checkbox"/>	CAF No. _____ PTIN _____ Telephone No. (206) 839-4341 Fax No. (206) 839-4301 Check if new: Address <input type="checkbox"/> Telephone No. <input type="checkbox"/> Fax No. <input type="checkbox"/>
Name and address (Note: IRS sends notices and communications to only two representatives.)	CAF No. _____ PTIN _____ Telephone No. _____ Fax No. _____ Check if new: Address <input type="checkbox"/> Telephone No. <input type="checkbox"/> Fax No. <input type="checkbox"/>
Name and address (Note: IRS sends notices and communications to only two representatives.)	CAF No. _____ PTIN _____ Telephone No. _____ Fax No. _____ Check if new: Address <input type="checkbox"/> Telephone No. <input type="checkbox"/> Fax No. <input type="checkbox"/>

to represent the taxpayer before the Internal Revenue Service and perform the following acts:

- 3 Acts authorized (you are required to complete this line 3).** With the exception of the acts described in line 5b, I authorize my representative(s) to receive and inspect my confidential tax information and to perform acts that I can perform with respect to the tax matters described below. For example, my representative(s) shall have the authority to sign any agreements, consents, or similar documents (see instructions for line 5a for authorizing a representative to sign a return).

Description of Matter (Income, Employment, Payroll, Excise, Estate, Gift, Whistleblower, Practitioner Discipline, PLR, FOIA, Civil Penalty, Sec. 5000A Shared Responsibility Payment, Sec. 4980H Shared Responsibility Payment, etc.) (see instructions)	Tax Form Number (1040, 941, 720, etc.) (if applicable)	Year(s) or Period(s) (if applicable) (see instructions)
VCAP Submission for Madera Public Financing Authority 1993 Variable Rate Demand Bonds	8038-G	199305

- 4 Specific use not recorded on Centralized Authorization File (CAF).** If the power of attorney is for a specific use not recorded on CAF, check this box. See the instructions for **Line 4. Specific Use Not Recorded on CAF** ☒

- 5a Additional acts authorized.** In addition to the acts listed on line 3 above, I authorize my representative(s) to perform the following acts (see instructions for line 5a for more information):

☐ Authorize disclosure to third parties; ☐ Substitute or add representative(s); ☐ Sign a return; _____

☐ Other acts authorized: _____

- b Specific acts not authorized.** My representative(s) is (are) not authorized to endorse or otherwise negotiate any check (including directing or accepting payment by any means, electronic or otherwise, into an account owned or controlled by the representative(s) or any firm or other entity with whom the representative(s) is (are) associated) issued by the government in respect of a federal tax liability.

List any other specific deletions to the acts otherwise authorized in this power of attorney (see instructions for line 5b): _____

- 6 Retention/revocation of prior power(s) of attorney.** The filing of this power of attorney automatically revokes all earlier power(s) of attorney on file with the Internal Revenue Service for the same matters and years or periods covered by this document. If you **do not** want to revoke a prior power of attorney, check here ☐ **YOU MUST ATTACH A COPY OF ANY POWER OF ATTORNEY YOU WANT TO REMAIN IN EFFECT.**

- 7 Signature of taxpayer.** If a tax matter concerns a year in which a joint return was filed, each spouse must file a separate power of attorney even if they are appointing the same representative(s). If signed by a corporate officer, partner, guardian, tax matters partner, executor, receiver, administrator, or trustee on behalf of the taxpayer, I certify that I have the legal authority to execute this form on behalf of the taxpayer.

▶ IF NOT COMPLETED, SIGNED, AND DATED, THE IRS WILL RETURN THIS POWER OF ATTORNEY TO THE TAXPAYER.

Executive Director

Signature

Date

Title (if applicable)

Steve Frazier

Madera Public Financing Authority

Print Name

Print name of taxpayer from line 1 if other than individual

Part II Declaration of Representative

Under penalties of perjury, by my signature below I declare that:

- I am not currently suspended or disbarred from practice, or ineligible for practice, before the Internal Revenue Service;
- I am subject to regulations contained in Circular 230 (31 CFR, Subtitle A, Part 10), as amended, governing practice before the Internal Revenue Service;
- I am authorized to represent the taxpayer identified in Part I for the matter(s) specified there; and
- I am one of the following:
 - a Attorney**—a member in good standing of the bar of the highest court of the jurisdiction shown below.
 - b Certified Public Accountant**—licensed to practice as a certified public accountant is active in the jurisdiction shown below.
 - c Enrolled Agent**—enrolled as an agent by the Internal Revenue Service per the requirements of Circular 230.
 - d Officer**—a bona fide officer of the taxpayer organization.
 - e Full-Time Employee**—a full-time employee of the taxpayer.
 - f Family Member**—a member of the taxpayer's immediate family (spouse, parent, child, grandparent, grandchild, step-parent, step-child, brother, or sister).
 - g Enrolled Actuary**—enrolled as an actuary by the Joint Board for the Enrollment of Actuaries under 29 U.S.C. 1242 (the authority to practice before the Internal Revenue Service is limited by section 10.3(d) of Circular 230).
 - h Unenrolled Return Preparer**—Authority to practice before the IRS is limited. An unenrolled return preparer may represent, provided the preparer (1) prepared and signed the return or claim for refund (or prepared if there is no signature space on the form); (2) was eligible to sign the return or claim for refund; (3) has a valid PTIN; and (4) possesses the required Annual Filing Season Program Record of Completion(s). **See Special Rules and Requirements for Unenrolled Return Preparers in the instructions for additional information.**
 - k Student Attorney or CPA**—receives permission to represent taxpayers before the IRS by virtue of his/her status as a law, business, or accounting student working in an LITC or STCP. See instructions for Part II for additional information and requirements.
 - r Enrolled Retirement Plan Agent**—enrolled as a retirement plan agent under the requirements of Circular 230 (the authority to practice before the Internal Revenue Service is limited by section 10.3(e)).

▶ IF THIS DECLARATION OF REPRESENTATIVE IS NOT COMPLETED, SIGNED, AND DATED, THE IRS WILL RETURN THE POWER OF ATTORNEY. REPRESENTATIVES MUST SIGN IN THE ORDER LISTED IN PART I, LINE 2.

Note: For designations d-f, enter your title, position, or relationship to the taxpayer in the "Licensing jurisdiction" column.

Designation— Insert above letter (a-r).	Licensing jurisdiction (State) or other licensing authority (if applicable).	Bar, license, certification, registration, or enrollment number (if applicable).	Signature	Date
a	CA	215356		
a	WA	37026		

Tax Information Authorization

► Information about Form 8821 and its instructions is at www.irs.gov/form8821.

- Do not sign this form unless all applicable lines have been completed.
► Do not use Form 8821 to request copies of your tax returns
or to authorize someone to represent you.

OMB No. 1545-1165

For IRS Use Only

Received by:

Name _____

Telephone _____

Function _____

Date _____

1 Taxpayer information. Taxpayer must sign and date this form on line 7.

Taxpayer name and address

City of Madera, California
205 W. 4th Street
Madera, CA 93637

Taxpayer identification number(s)

94-6000365

Daytime telephone number

559-661-5400

Plan number (if applicable)

2 Appointee. If you wish to name more than one appointee, attach a list to this form. **Check here if a list of additional appointees is attached** ► ☐

Name and address

Madera Public Financing Authority
205 West 4th Street
Madera, CA 93637

CAF No. _____

PTIN _____

Telephone No. _____

559-661-5400

Fax No. _____

Check if new: Address ☐ Telephone No. ☐ Fax No. ☐

3 Tax Information. Appointee is authorized to inspect and/or receive confidential tax information for the type of tax, forms, periods, and specific matters you list below. See the line 3 instructions.

(a) Type of Tax Information (Income, Employment, Payroll, Excise, Estate, Gift, Civil Penalty, Sec. 4980H Payments, etc.)	(b) Tax Form Number (1040, 941, 720, etc.)	(c) Year(s) or Period(s)	(d) Specific Tax Matters
Income	8038-G	199305	See attached schedule

4 Specific use not recorded on Centralized Authorization File (CAF). If the tax information authorization is for a specific use not recorded on CAF, check this box. See the instructions. If you check this box, skip lines 5 and 6 ► ☒

5 Disclosure of tax information (you **must** check a box on line 5a or 5b unless the box on line 4 is checked):

a If you want copies of tax information, notices, and other written communications sent to the appointee on an ongoing basis, check this box ► ☐

Note. Appointees will no longer receive forms, publications, and other related materials with the notices.

b If you do not want any copies of notices or communications sent to your appointee, check this box ► ☐

6 Retention/revocation of prior tax information authorizations. If the line 4 box is checked, skip this line. If the line 4 box is not checked, the IRS will automatically revoke all prior Tax Information Authorizations on file unless you check the line 6 box and attach a copy of the Tax Information Authorization(s) that you want to retain. ► ☐

To revoke a prior tax information authorization(s) without submitting a new authorization, see the line 6 instructions.

7 Signature of taxpayer. If signed by a corporate officer, partner, guardian, executor, receiver, administrator, trustee, or party other than the taxpayer, I certify that I have the authority to execute this form with respect to the tax matters and tax periods shown on line 3 above.

► IF NOT COMPLETE, SIGNED, AND DATED, THIS TAX INFORMATION AUTHORIZATION WILL BE RETURNED.

► DO NOT SIGN THIS FORM IF IT IS BLANK OR INCOMPLETE.

Signature

Date

Tim Przybyla

Director of Financial Services

Print Name

Title (if applicable)


REPORT TO

MADERA PUBLIC FINANCING AUTHORITY BOARD


Approved By:

Council Meeting of July 5, 2018

Agenda Item Number B-10



Department Director



City Administrator

SUBJECT: A Resolution of the Board of Directors of the Madera Public Financing Authority Approving Documents Necessary for Participating in the Voluntary Closing Agreement Program (VCAP) with the IRS Relative to the Madera Public Financing Authority 1993 Variable Rate Demand Bonds and Authorizing the Chairperson to Execute the Documents on Behalf of the Authority

RECOMMENDATION: That the Board approve the resolution approving the subject documents and authorizing the Chairperson to execute all documents where appropriate.

DISCUSSION:

In connection with the Madera Public Financing Authority 1993 Variable Rate Demand Bond issue for the Madera Municipal Golf Course, issues were discovered relative to compliance with Internal Revenue Code section 141. These arose out of the lease language for the golf course. In order to correct the issues with the IRS, it was deemed advisable to apply to participate in the IRS Voluntary Closing Agreement Program or VCAP. The City and Madera Public Financing Authority are now trying to finalize the steps necessary to complete its participation in the program, and there are certain documents which must be approved and executed for submission to the IRS. The firm of Orrick, Herrington & Sutcliffe, LLP was retained by the City to work with the IRS in completing the City and MPFA's participation in this program. The documents to be approved and executed consist of:

1. Request for Closing Agreement Under the Tax Exempt Bonds Voluntary Closing Agreement Program;

2. Closing Agreement on Final Determination Covering Specific Matters;
3. IRS Form 14429;
4. IRS Form 2848; and
5. IRS Form 8821.

FISCAL IMPACT:

The payment to the IRS to take advantage of this program is just under \$10,000, plus legal fees.

CONSISTENCY WITH THE VISION MADERA 2025 PLAN

The activity described in this report is not specifically incorporated in the strategies contained in the action plans of the Vision Madera 2025 and is not in conflict with any of the action or goals contained in the plan.

MPFA RES. NO. _____

A Resolution of the Board of Directors of the Madera Public Financing Authority Approving Documents Necessary for Participating in the Voluntary Closing Agreement Program (VCAP) with the IRS Relative to the Madera Public Financing Authority 1993 Variable Rate Demand Bonds and Authorizing the Chairperson to Execute the Documents on Behalf of the Authority

WHEREAS, In connection with the Madera Public Financing Authority 1993 Variable Rate Demand Bond issue for the Madera Municipal Golf Course, issues were discovered relative to compliance with Internal Revenue Code section 141; and

WHEREAS, it was deemed advisable to apply to participate in the IRS Voluntary Closing Agreement Program or VCAP to resolve such issues; and

WHEREAS, certain documents must be executed and submitted to the Internal Revenue Service to facilitate participation in the program; and

WHEREAS, the following documents have been prepared for approval and execution, including:

- a. Request for Closing Agreement Under the Tax Exempt Bonds Voluntary Closing Agreement Program;
- b. Closing Agreement on Final Determination Covering Specific Matters;
- c. IRS Form 14429;
- d. IRS Form 2848; and
- e. IRS Form 8821.

NOW, THEREFORE THE BOARD OF DIRECTORS OF THE MADERA PUBLIC FINANCING AUTHORITY, hereby finds, determines, resolves and orders as follows:

1. The recitals listed above are true and correct.
2. The following documents, copies of which are on file in the office of the City Clerk and referred to for particulars, are hereby approved substantially in the form of said file documents.

- a. Request for Closing Agreement Under the Tax Exempt Bonds Voluntary Closing Agreement Program;
- b. Closing Agreement on Final Determination Covering Specific Matters;
- c. IRS Form 14429;
- d. IRS Form 2848; and
- e. IRS Form 8821.

3. The Chairperson is authorized to execute the documents where appropriate on behalf of the Authority.

4. This resolution is effective immediately upon adoption.

* * * * *

Richard J. Moore
(415) 773-5938
rmoore@orrick.com

**REQUEST FOR CLOSING AGREEMENT UNDER THE
TAX EXEMPT BONDS VOLUNTARY CLOSING AGREEMENT PROGRAM**

*Via Certified Mail and Email
Return Receipt Requested*

March 28, 2018

Internal Revenue Service
Attn: TEB VCAP
1122 Town & Country Commons
Chesterfield, MO 63017

Re: Request for Closing Agreement

Madam or Sir:

Pursuant to Notice 2008-31, 2008-11 I.R.B. 592 (February 27, 2008) (the "Notice"), the undersigned, Richard Moore of Orrick, Herrington & Sutcliffe LLP ("Orrick"), as transaction counsel for and on behalf of the Madera Public Financing Authority (the "Bond Issuer") and the City of Madera, California (the "City"), submit the following Request for Closing Agreement under the Tax Exempt Bonds Voluntary Closing Agreement Program (the "Request") with respect to the Bond Issuer's Madera Public Financing Authority 1993 Variable Rate Demand Bonds (Madera Municipal Golf Course Refinancing Project) (the "Bonds"). The Request seeks to resolve all tax law compliance issues relating to the private use of the proceeds of the Bonds and the facilities financed and refinanced with proceeds of the Bonds.

The following information is provided as required by Section 5(a) of the Notice and Section 7.2.3 of the Internal Revenue Manual.

I. Bond Issuer Identifying Information

- a. Name: Madera Public Financing Authority
- b. EIN: 52-1659312
- c. Address: 205 West Fourth Street, Madera, CA 93637

- d. Contact Person: Steve Frazier, Executive Director

II. Bond Issue Identifying Information

- a. Name: Madera Public Financing Authority 1993 Variable Rate Demand Bonds (Madera Municipal Golf Course Refinancing Project)
- b. Issue Price: \$5,280,000.00
- c. Description of Rate-Setting Methodology and Interest Payments to Date of Request: See Exhibit B.
- d. CUSIP numbers: See Exhibit C.

III. Information Regarding Violation

a. Specific Violation: The private business tests of Section 141 of the Internal Revenue Code (the "Code") may have been violated.

b. Description of Violation: The Bonds were issued for the purposes of (i) refunding a portion of the Bond Issuer's 1989 Lease Revenue Bonds, Series A (Madera Municipal Golf Course Project) (the "1989 Lease Revenue Bonds"), the proceeds of which were applied to finance the acquisition, construction and development of the Madera Municipal Golf Course (the "Project") located in the City of Madera, California; (ii) financing certain capital improvements to the Project; (iii) establishing a reserve fund with respect to the Bonds; and (iv) paying costs of issuance of the Bonds. The Project is currently leased, managed and operated by SGM Inc. dba Sierra Golf Management Inc. ("Sierra") pursuant to an Operation and Management Lease Agreement, dated as of October 7, 2009 (as subsequently amended from time to time, the "Operating Lease"), between the City and Sierra. The operation and management of the Project by Sierra pursuant to the terms of the Operating Lease has resulted in an impermissible amount of private use of the Project. Accordingly, the IRS has a reasonable basis to conclude that the private business tests of Section 141 of the Code may have been violated.

c. Discovery of Violation. In July or August of 2017, the Operating Lease was brought to the attention of the financial advisor to the City, who advised the City that it may well give rise to private use of the Project. In August of 2017, the City sent a copy of the Operating Lease to Orrick and Orrick confirmed that the Operating Lease gave rise to private use.

IV. Proposed Settlement Terms

- a. Methodology: The Bond Issuer and the City wish to remediate any tax law problems that may have been created by private use of the proceeds of the Bonds and the facilities financed or refinanced with proceeds of the Bonds through closing agreements with the IRS in order to safeguard the continued tax-exemption of the Bonds promptly and conclusively. The Bond Issuer and the City suggest that remediation be based on I.R.M. sections 4.81.23.A, i.e., "the closing agreement amount should be based on taxpayer exposure." Specifically, the City and the Bond Insurer suggest that the terms of the settlement be that: the City makes a settlement payment of approximately \$9,488.60, representing 110% of taxpayer exposure with respect to the Bonds. Taxpayer exposure with respect to the nonqualified bonds has been calculated as sum of:
 - i. 29% of the interest paid on the nonqualified bonds from January 1, 2015 through December 31, 2017, plus interest at the underpayment rate on that amount, plus
 - ii. 29% of the interest paid on the nonqualified bonds from January 1, 2018 through redemption on January 5, 2018, computed on a present value basis, using the taxable applicable rate in effect as of the date of the closing agreement as the discount rate.

All of the outstanding Bonds are treated as nonqualified bonds. Attached as Exhibit D is proposed calculation of the settlement amount (\$9,488.60) assuming a settlement date of June 1, 2018. All of the outstanding Bonds were redeemed on January 5, 2018.

- b. Source of Funds. Tax-exempt obligations will not serve as the source of funds for either the settlement payment or the redemption of the Bonds.

V. Statements of Good Faith

- a. The Bonds are not under audit or under consideration by the IRS Office of Appeals.
- b. The tax-exempt status of the Bonds is not at issue in any federal court.
- c. The Bonds are not under review in any court (other than federal court), administrative agency, commission or other proceeding.

- d. On the issue date of the Bonds, neither the Bond Issuer nor the City knew or reasonably expected that the violation described in this Request had occurred.
- e. Neither the City nor the Bond Issuer currently have in place post-issuance compliance policies and procedures with respect to the Bond Issuer's or the City's tax-exempt bond issues. The City and the Bond Issuer expect to adopt post-issuance compliance procedures in April 2018, which would require the City and the Bond Issuer to monitor the use of bond-financed facilities and to consult with Bond Counsel and other professional expert advisors in the review of any contracts or arrangements involving bond-financed facilities.
- f. The Request was promptly undertaken upon discovery of the violation described in the Request. See Section III for further discussion regarding the date and circumstances of discovery of the violation.

VI. Previous or Contemporaneous VCAP Requests of the Bond Issuer or the City

- a. There are no previous or contemporaneous VCAP requests with respect to the Bonds.
- b. Neither the Bond Issuer nor the City have submitted a VCAP request within the past five years that pertains to a violation that is the same as the subject of this Request.

VII. Previous or Contemporaneous Private Letter Rulings.

No previous or contemporaneous private letter ruling requests have been submitted by the Bond Issuer or the City with respect to the Bonds and relating to the violation described in this Request.

VIII. Disclosure.

No public disclosure has been made with respect to the violation described in this Request.

Internal Revenue Service
March 28, 2018
Page 5

IX. Form 8038-G

Attached as Exhibit E is the Form 8038-G filed in connection with the issuance of the Bonds.

X. VCAP Model Closing Agreement

Attached as Exhibit I is the VCAP Model Closing Agreement, completed as appropriate.

To respond to this Request and for additional information, please contact Rich Moore at (415) 773-5938 [phone]; (415) 773-5759 [fax]; or rmoore@orrick.com [e-mail]. Enclosed is a Form 2848 with respect to this Request. We greatly appreciate your consideration of this Request and look forward to hearing from you soon.

Respectfully Submitted,

Richard Moore

Encl.

Internal Revenue Service

March 28, 2018

Page 6

bcc: Steve Frazier
Tim L. Przybyla
Brent Richardson

INDEX OF EXHIBITS

EXHIBIT	DESCRIPTION
Exhibit A-1:	City Penalty of Perjury Statement
Exhibit A-2:	Bond Issuer Penalty of Perjury Statement
Exhibit B:	Description of Rate-Setting Methodology and Interest Payments to Date of Request
Exhibit C:	CUSIP Numbers
Exhibit D:	Calculation of Settlement Amount
Exhibit E:	Form 8038-G
Exhibit F:	Form 2848
Exhibit G-1:	Bond Issuer Form 8821
Exhibit G-2:	City Form 8821
Exhibit H:	Form 14429 (Checklist)
Exhibit I:	Proposed Form of VCAP Closing Agreement

EXHIBIT A-1

PENALTY OF PERJURY STATEMENT

Under penalties of perjury, I declare that I have examined this submission, including accompanying documents and statements, and to the best of my knowledge and belief, the submission contains all the relevant facts relating to the request, and such facts are true, correct, and complete.

March __, 2018

CITY OF MADERA, CA

By _____
Tim L. Przybyla
Director of Financial Services

EXHIBIT A-2

PENALTY OF PERJURY STATEMENT

Under penalties of perjury, I declare that I have examined this submission, including accompanying documents and statements, and, relying on representations and other information provided by the City of Madera, CA, to the best of my knowledge and belief, the submission contains all the relevant facts relating to the request, and such facts are true, correct, and complete.

March __, 2018

MADERA PUBLIC FINANCING AUTHORITY

By _____
Steve Frazier, Executive Director

EXHIBIT B

**DESCRIPTION OF RATE-SETTING METHODOLOGY AND INTEREST PAYMENTS
TO DATE OF REQUEST**

[See Attached]

EXHIBIT C
CUSIP NUMBERS

556443 AM1

EXHIBIT D

CALCULATION OF SETTLEMENT AMOUNT

EXHIBIT E

FORM 8038-G

EXHIBIT F

FORM 2848

EXHIBIT G-1

BOND ISSUER FORM 8821

EXHIBIT G-2
CITY FORM 8821

EXHIBIT H
FORM 14429 (CHECKLIST)

EXHIBIT I
PROPOSED VCAP CLOSING AGREEMENT

**CLOSING AGREEMENT ON FINAL DETERMINATION
COVERING SPECIFIC MATTERS**

Under section 7121 of the Internal Revenue Code of 1986, as amended (the "Code"), the Madera Public Financing Authority, EIN 52-1659312 (the "Issuer"), the City of Madera, California, EIN 94-6000365 (the "City"), and the Commissioner of Internal Revenue (the "IRS") make this closing agreement (the "Agreement").

WHEREAS, this Agreement is based on the following facts and representations:

- A. This Agreement is in resolution of issues raised in a request for a voluntary closing agreement pertaining to the Issuer's Madera Public Financing Authority 1993 Variable Rate Demand Bonds (Madera Municipal Golf Course Refinancing Project) (the "Bonds"), issued on May 13, 1993 in the aggregate principal amount of \$5,280,000 with an issue price of \$5,280,000.
- B. The Issuer and City make the following representations:
 - 1. The Bonds were issued and sold under the representation to bondholders that the Bonds comply with all provisions of the Code such that interest on the Bonds is not included in the bondholders' gross income.
 - 2. The Bonds were issued for the purposes of (i) refunding a portion of the Issuer's 1989 Lease Revenue Bonds, Series A (Madera Municipal Golf Course Project) (the "1989 Lease Revenue Bonds"), the proceeds of which were applied to finance the acquisition, construction and development of the Madera Municipal Golf Course (the "Project") located in the City of Madera, California; (ii) financing certain capital improvements to the Project; (iii) establishing a reserve fund with respect to the Bonds; and (iv) paying costs of issuance of the Bonds.
 - 3. Pursuant to an Operation and Management Lease Agreement, dated as of October 7, 2009 (as subsequently amended from time to time, the "Operating Lease") by and between the City and SGM Inc. dba Sierra Golf Management Inc. ("Sierra"), the Project is leased, managed and operated by a nongovernmental entity.
 - 4. The operation and management of the Project by Sierra pursuant to the terms of the Operating Lease has resulted in an impermissible amount of private use of the Project. Accordingly, the private business tests of Section 141 of the Internal Revenue Code (the "Code") have been violated and the amount of nonqualifying use of the Project is 100%.
- C. Based on the representations in paragraph B, the IRS has a reasonable basis to conclude that the interest on the Bonds is includable in bondholders' gross income pursuant to section 103(b)(1) of the Code because private business tests of Section 141 of the Code were violated.

CLOSING AGREEMENT among Madera Public Financing Authority (EIN 52-1659312), the City of Madera, California (EIN 94-6000365), and the Commissioner of Internal Revenue

- D. The IRS has not formally asserted any claims against the Issuer or City, or sought to tax interest on the Bonds.
- E. The Issuer, the City and the IRS desire to resolve the violation described in paragraph C.
- F. The terms of this Agreement were arrived at pursuant to negotiation among the Issuer, the City and the IRS and may differ from the resolution terms of other closing agreements.
- G. The Issuer and the City make the following additional representations:
 - 1. Payment of the Resolution Amount defined below shall be made from sources other than proceeds of bonds described in sections 103, 54A or 54AA of the Code.
 - 2. On February 1, 2018, the Issuer redeemed and retired all of the outstanding Bonds, as described in the attached Exhibit A, with funds from sources other than proceeds of bonds described in sections 103, 54A or 54AA of the Code.

NOW, IT IS HEREBY DETERMINED AND AGREED PURSUANT TO THIS AGREEMENT EXECUTED BY THE PARTIES HERETO UNDER SECTION 7121 OF THE CODE THAT FOR FEDERAL INCOME TAX PURPOSES:

- 1. Contemporaneously with the Issuer's execution of this Agreement, the Issuer shall pay or cause to be electronically paid the sum of \$9,488.60 (the "Resolution Amount") to the U.S. Treasury via the Electronic Federal Tax Payment System and in accordance with the directions contained in Exhibit B of this Agreement.
- 2. The Resolution Amount is not refundable or subject to credit or offset under any circumstance.
- 3. The Resolution Amount or any portion thereof paid by or on behalf of the Issuer shall not be deductible or amortizable for federal income tax purposes by any person.
- 4. The Resolution Amount shall not be treated as income to any person benefiting from this Agreement.
- 5. The bondholders shall not be required to include interest paid on the Bonds in gross income because of the specific violation(s) identified in paragraph C.
- 6. The IRS may take any appropriate action, including requiring bondholders to include interest paid on the Bonds in gross income, for any violation not specifically listed in paragraph C that has occurred or will occur with respect to the Bonds.

CLOSING AGREEMENT among Madera Public Financing Authority (EIN 52-1659312), the City of Madera, California (EIN 94-6000365), and the Commissioner of Internal Revenue

7. For purposes of any refunding of the Bonds redeemed as provided in Exhibit A, gross proceeds of the Bonds are unspent proceeds (i.e., not allocated to any expenditure under subsection 1.148-6(d) of the Treasury Regulations).
8. This Agreement is not based upon an examination of the Bonds by the IRS and does not preclude or impede an examination of the Bonds, the Issuer, the City, or any Bondholder.
9. This Agreement may not be cited or relied upon by any person or entity whatsoever as precedent in the disposition of any other case.
10. This Agreement is final and conclusive, except that:
 - a. The matter it relates to may be reopened in the event of fraud, malfeasance, or misrepresentation of a material fact;
 - b. It is subject to sections of the Code that expressly provide that effect be given to their provisions notwithstanding any other law or rule of law; and
 - c. If it relates to a tax period ending after the effective date of this agreement, it is subject to any law enacted after the Agreement date that applies to that tax period.

This space intentionally left blank.

CLOSING AGREEMENT among Madera Public Financing Authority (EIN 52-1659312), the City of Madera, California (EIN 94-6000365), and the Commissioner of Internal Revenue

By signing, the above parties certify that they have read and agreed to the terms of this Agreement.

ISSUER: Madera Public Financing Authority

EIN: 52-1659312

By signing, I certify that I have the authority to execute this Agreement on behalf of Issuer

BY:

SIGNATURE

NAME (PLEASE PRINT)

TITLE

DATE

CITY: City of Madera, California

EIN: 94-6000365

By signing, I certify that I have the authority to execute this Agreement on behalf of City

BY:

SIGNATURE

NAME (PLEASE PRINT)

TITLE

DATE

CLOSING AGREEMENT among Madera Public Financing Authority (EIN 52-1659312), the City of Madera, California (EIN 94-6000365), and the Commissioner of Internal Revenue

COMMISSIONER OF INTERNAL REVENUE:

BY:

SIGNATURE

Manager, Tax Exempt Bonds Compliance & Program Management
NAME AND TITLE

DATE

CLOSING AGREEMENT among Madera Public Financing Authority (EIN 52-1659312), the City of Madera, California (EIN 94-6000365), and the Commissioner of Internal Revenue

Exhibit A

[Trustee Letter Confirming Redemption of Bonds]

Exhibit B

Taxpayer Information Worksheet for Electronic Federal Tax Payment System Deposit

This Agreement requires the electronic deposit of an amount to the U.S. Treasury through the Electronic Federal Tax Payment System (EFTPS) as a term for resolution of certain identified matters related to the tax-advantaged treatment of interest paid on a municipal obligation. This payment must be deposited in accordance with the directions contained herein.

Please carefully review the taxpayer information listed below and immediately report any errors to the IRS Tax Exempt Bonds employee assigned to your case. If, to the best of your knowledge, the information is correct, then please deposit all required payments through the EFTPS (either *EFTPS – Direct* or *EFTPS – Through a Financial Institution*) accurately and in accordance with this information and the terms of this Agreement.

1. Total Amount of Tax Deposit: \$[]
2. Taxpayer's Employee Identification Number (EIN): 52-1659312
3. Taxpayer Name Control (4 characters): []
4. Taxpayer Name (up to 35 characters): Madera Public Financing Authority
5. Tax Type (5 characters): XXX
6. Tax Year (2 digits): XX
7. Tax Month (2 digits): XX

Your financial institution may call the EFTPS Financial Institution Helpline for questions or assistance at **1-800-605-9876** (Monday – Friday, 8:00 a.m. – 8:00 p.m., Eastern Standard Time).

NOTE: If you are not enrolled in *EFTPS – Direct* or *EFTPS – Through a Financial Institution*, or otherwise wish to use the Same Day Payment option, then please provide your financial institution with the information listed above and direct them to accurately deposit your payments utilizing the following routing and account numbers: **Note that the *Receiving ABA/Routing Number*, *Receiving FI Name*, *Tax Type* (under *Beneficiary*) and *Beneficiary FI* indicated below do not change.**

Receiving ABA/Routing Number: []
Receiving FI Name: []
Beneficiary: []
Beneficiary FI: XXXXXXXXXXXXXXX

If the financial institution has difficulty transmitting the EFTPS same-day payment, please call **1-800-382-0045** (Monday – Friday, 7:45 a.m. – 4:30 p.m. Central Standard Time) to receive assistance from a Customer Service Representative at the Minneapolis Federal Reserve Bank.

CLOSING AGREEMENT among Madera Public Financing Authority (EIN 52-1659312), the City of Madera, California (EIN 94-6000365), and the Commissioner of Internal Revenue

CONSENT TO DISCLOSE TAX INFORMATION

I hereby consent, pursuant to section 6103(c) of the Internal Revenue Code of 1986 (as amended), to the disclosure of return information (as defined in section 6103(b)(2)) relating to the Closing Agreement (Agreement) between the MADERA PUBLIC FINANCING AUTHORITY (EIN 52-1659312) (the "Taxpayer"), CITY OF MADERA, CALIFORNIA (EIN 94-6000365) (the "City"), and the Commissioner of Internal Revenue pertaining to the Madera Public Financing Authority 1993 Variable Rate Demand Bonds (Madera Municipal Golf Course Refinancing Project) (the "Bonds"), executed by the Taxpayer on _____, as follows:

The Internal Revenue Service may disclose the existence and subject matter of the Agreement to the extent that the Internal Revenue Service deems necessary to correct any material misstatement with respect to the Agreement in response to a public statement by Taxpayer or City, or an agent of Taxpayer or City.

Such disclosure may be made to Members of Congress, the press, and the general public, and may be made by any means, including press releases and notices in Internal Revenue Service publications.

I am aware that in the absence of this authorization, the returns and return information of the Madera Public Financing Authority are confidential and may not be disclosed except as authorized by the Internal Revenue Code.

I certify that I have the authority to execute this consent on behalf of Taxpayer.

Taxpayer Name: _____

Taxpayer TIN: _____

Taxpayer Address: _____

By: _____

Title: _____

Signature: _____

Date: _____

Tax Exempt Bonds
Voluntary Closing Agreement Program Request

The Tax Exempt Bonds Voluntary Closing Agreement Program (TEB VCAP), described in Notice 2008-31, 2008-11 I.R.B. 592, provides remedies for issuers of tax-advantaged bonds who voluntarily come forward to resolve a violation of the federal tax requirements applicable to a bond issue which cannot be corrected under self-correction programs described in the Income Tax Regulations (Regulations) or other published guidance. For this purpose, references to "tax-advantaged bonds" are references to tax-exempt bonds, qualified tax credit bonds, and direct pay bonds, which are specified tax credit bonds, build America bonds and recovery zone economic development bonds. Section 7.2.3 of the Internal Revenue Manual (IRM) provides additional procedural guidance on how to submit a TEB VCAP request. TEB VCAP is administered by the office of Tax Exempt Bonds (TEB) within the Tax Exempt & Government Entities division.

Purpose of this form

This form is to assist issuers in organizing their TEB VCAP submission requests and in ensuring that their submissions are complete in accordance with the requirements under Notice 2008-31 and IRM 7.2.3. This form will also facilitate the process for accepting requests and assigning requests to a specialist. This form does not alter the requirements of section 7121 of the Internal Revenue Code (Code), Notice 2008-31, or IRM 7.2.3 applicable to TEB VCAP.

Who may use this form

An issuer of tax-advantaged bonds may submit a TEB VCAP submission request to resolve a violation or other tax matter jeopardizing the tax-advantaged status of its bonds. While other parties (e.g., conduit borrower, trustee) may participate in a TEB VCAP request with the permission of the issuer, only the issuer may use this form to submit a request and provide all required information under penalties of perjury as to the truth, accuracy and completeness of such information. See IRM 7.2.3 for information on how to submit a TEB VCAP request on an anonymous basis.

How to use this form

Answer each question by filling in the requested information in the corresponding box. If the question relates to information to be included in the request, check the appropriate Yes or N/A option. When a question contains a place for a page number, insert the page number(s) of the request that correspond to the information called for by a "Yes" answer to a question. Sign the form under penalty of perjury, date the form, and include it at the beginning of your request.

Issuer Information

Unless otherwise noted, see IRM 7.2.3.2.1(2)(A) for more information

1. Issuer's name Madera Public Financing Authority	2. Issuer's Employer Identification Number (EIN) 52-1659312
---	--

3. Is the Issuer's name and EIN above different than that reported on the Form 8038 Series information return filed upon the issuance of the bonds

☐ Yes ☒ N/A

If Yes, please provide the name and EIN reported on the return

Name	EIN
------	-----

4. Issuer's address (number, street)

205 West 4th Street

City Madera	State CA	ZIP code 93637
----------------	-------------	-------------------

5. Name and title of official of issuer who may be contacted for additional information

Steve Frazier, Executive Director

6. Telephone number of official of issuer listed on line 5

559-661-5400

Note: With respect to a violation that affects multiple issuers or issues of bonds, such as a composite issue, each issuer of an affected issue must join in the request and provide the information required in lines 1-6 in an attached schedule.

Additional Party Information

If the issuer proposes to include additional parties to the closing agreement please provide

7. Additional party's name City of Madera, CA	8. Additional party's EIN 52-1659312
--	---

9. Address (number, street)

205 W. 4th Street

City Madera	State CA	ZIP code 93637
----------------	-------------	-------------------

10. Name and title of official of additional party who may be contacted for additional information

Tim L. Przybyla, Director of Financial Services

11. Phone number of official listed on line 10

559-661-5453

12. Role of additional party (e.g., conduit borrower, trustee)

Conduit Borrower

13. Is Form 8821, *Tax Information Authorization*, attached for the additional party to inspect and/or receive information about the issuer? IRM 7.2.3.2.1(6)☒ Yes Page number Ex. H-1 ☐ N/A

14. Is Form 8821 attached for the issuer to inspect and/or receive information about the additional party? IRM 7.2.3.2.1(6)

☒ Yes Page number Ex. H-2 ☐ N/A**Note:** If more than one additional party, provide the information and Forms 8821 required in lines 7 through 14 for each additional party on an attached schedule.**Authorized Representative Information**15. Is Form 2848, *Power of Attorney and Declaration of Representative*, for each authorized representative attached? IRM 7.2.3.2.1(6)☒ Yes Page number Ex. G ☐ N/A

16. Name and title of authorized representative

Richard Moore, Esquire

17. PTIN of authorized representative

P01065109

18. Telephone number of authorized representative

(415) 773-5938

19. Address (number, street)

405 Howard Street

City San Francisco	State CA	ZIP code 94105
-----------------------	-------------	-------------------

Note: If more than one authorized representative, provide the information and Forms 2848 required in lines 15 through 19 for each additional representative on an attached schedule.**Bond Information**

See IRM 7.2.3.2.1(2)(B) for more information

20. Name of bond issue Madera Public Financing Authority 1993 Variable Rate Demand Bonds	21. Issue date of bond issue May 13, 1993
---	--

22. CUSIP number (if any) reported on Form 8038 Series information return filed in connection with the issuance of the bond issue(s)
556443 AM1

23. Issue price

\$5,280,000.00

24. Is a full debt service schedule for the issue showing principal maturities and interest rates (for variable rate issues include a description of how the rate is set and the interest payments to the date of the request) attached

☒ Yes Page number Ex. B ☐ N/A

25. Is a copy of the Form 8038 Series information return filed in connection with the issuance of the bond issue(s) and submitted to the IRS attached? IRM 7.2.3.2.1(5)

☒ Yes Page number Ex. F ☐ N/A

26. If the request relates to a direct pay bond issue, is a copy of any Forms 8038-CP related to the bond issue(s) and submitted to the IRS attached? IRM 7.2.3.2.1(5)

☐ Yes Page number ☒ N/A

27. If the violation relates to the requirements of section 148 of the Code, is a copy of any Forms 8038-T and Forms 8038-R related to the bond issue(s) and submitted to the IRS attached? IRM 7.2.3.2.1(5)

☐ Yes Page number ☒ N/A

Violations

See IRM 7.2.3.2.1(2)(C) for more information

28. Which section(s) of the Code relates to the violation described in the request

§ 141

29. Is a clear statement of the specific federal tax requirement which provides a basis for finding a violation included

☒ Yes Page number 2 ☐ N/A

30. Is a description of the identified violation(s) as well as the facts and circumstances pertaining to the nature of the identified violation and its occurrence included

☒ Yes Page number 2 ☐ N/A

31. Is a statement as to when and how the facts surrounding the identified violation were discovered included

☒ Yes Page number 2 ☐ N/A

32. In the event that the issuer identifies a violation but requests TEB to consider as a factor in determining an appropriate resolution that certain legal questions apply, has the issuer included the following information in its request

a) a description of established law supporting a determination that there is a credible basis for finding that a violation occurred

☐ Yes Page number ☒ N/A

b) a description of such legal questions, and their application to the facts of the submission, supporting why TEB should consider such legal questions as a factor in the appropriate resolution of the violation

☐ Yes Page number ☒ N/A

33. If the issuer is submitting a request to resolve a violation pursuant to a resolution standard described under IRM 7.2.3.4.2 (*Tax Exempt Bonds*) or IRM 7.2.3.4.3 (*Certain Direct Pay Bonds*), has the issuer additionally supplied any information required under the relevant Identified Violation section

☐ Yes Page number ☒ N/A

Settlement Terms

See IRM 7.2.3.2.1(2)(D) for more information

34. Has the issuer included a description of the issuer's proposed settlement terms for resolving the identified violation

☒ Yes Page number 3 ☐ N/A

35. If the proposal includes the payment of a closing agreement amount, has the issuer included

a) an identification of the computation methodology described in IRM 4.81.6 used to determine the amount or a description of an alternative computation methodology including a discussion of why such an alternative is appropriate under the facts and circumstances

☒ Yes Page number 3 ☐ N/A

b) an identification of the source of funds to be used to pay the closing agreement amount

☒ Yes Page number 3 ☐ N/A

36. If the proposal includes the redemption, defeasance, tender, or purchase of any amount of the bonds comprising the bond issue, has the issuer identified the source of funds to be used to effectuate such action and the maturities of the bonds subject to such action

☒ Yes Page number 3 ☐ N/A

Statements of Good Faith

See IRM 7.2.3.2.1(2)(E) for more information

37. Has the issuer included a statement that the bond issue is not under examination or under consideration by the IRS Office of Appeals

☒ Yes Page number 3 ☐ N/A

38. Has the issuer included a statement that the tax-advantaged status of the bonds is not at issue in any federal court

☒ Yes Page number 3 ☐ N/A

39. Has the issuer included a statement as to whether the bonds are under review in any court (*other than a federal court*), administrative agency, commission, or other proceeding (and identified the proceeding)

☒ Yes Page number 3 ☐ N/A

40. Has the issuer included a statement as to whether the issuer knew or reasonably expected on the issue date that the violation might occur

☒ Yes Page number 4 ☐ N/A

41. Has the issuer included a description of the policies or procedures which have been or will be implemented to prevent this type of violation from recurring with this or any other bond issues

☒ Yes Page number 4 ☐ N/A

42. Has the issuer included a statement that the request for a closing agreement was promptly undertaken upon the discovery of the identified violation, including the date(s) of the violation, the date and circumstances surrounding the discovery of the violation, and the date and nature of any actions taken in response to the discovery of violation (*e.g., redemption, defeasance*)

☒ Yes Page number 4 ☐ N/A

Identification of Previous TEB VCAP or Private Letter Ruling Requests

See IRM 7.2.3.2.1(2)(F)&(G) for more information

43. Has the issuer identified any previous and contemporaneous TEB VCAP requests (*including anonymous requests*) submitted either: (1) with respect to the bond issue that is the subject of the request; or (2) pertaining to a violation that is of the same type as the subject of the request provided that such request was submitted within the past five years, including the name(s) of the related bond issue(s), brief summaries of the violation(s) identified and resolution thereof; or, if no previous or contemporary request has been submitted, has the issuer included a statement to that effect

☒ Yes Page number 4 ☐ N/A

44. Has the issuer identified all previous or contemporaneous private letter ruling requests submitted by the issuer with respect to the bonds and relating to the violation which is the subject of the TEB VCAP request, including a brief summary of the matters addressed therein; or, if no previous or contemporaneous private letter ruling request has been submitted, has the issuer included a statement to that effect

☒ Yes Page number 4 ☐ N/A

Conflicts, Disclosure, 3rd Party Fault, Other

See IRM 7.2.3.2.1(2)(H) through (K) for more information

45. Has the issuer described any explanation the representative(s) or other professionals have made to the issuer regarding conflicts of interests relating to the bonds that might exist under Circular 230

☐ Yes Page number ☒ N/A

46. Has the issuer identified a violation that has been disclosed on the Municipal Securities Rulemaking Board's Electronic Municipal Market Access System (EMMA) or to any state or local taxing jurisdiction that grants tax-advantaged treatment to the issuer's bonds, including a statement describing the disclosure and how it was made; or, if no disclosure has been made, a statement to that effect

☒ Yes Page number 4 ☐ N/A

47. If the issuer wishes to assert that the violation was caused by another party and requests TEB to consider this as a factor in determining an appropriate resolution, has the issuer included a statement that the violation was due to the acts or omissions of a person or persons other than the issuer, together with a description of the circumstances surrounding the violation thereof, and any information that the issuer has regarding such acts or omissions (*including an identification of the person or persons whose acts or omissions caused the violation*)

☐ Yes Page number ☒ N/A

48. Has the issuer attached an explanation of any other information relevant to the matters contained in or resolution of the TEB VCAP request

☐ Yes Page number ☒ N/A

Written Post-Issuance Compliance Monitoring Procedures

49. Has the issuer included an affirmative or negative statement as to whether the issuer has adopted comprehensive written procedures intended to promote post-issuance compliance with, and to prevent violations of, the federal tax requirements for tax-advantaged bonds? IRM 7.2.3.2.1(3)

☒ Yes Page number 4 ☐ N/A

50. If the issuer has included an affirmative statement for line 49, has the issuer included a detailed description of the portion of such comprehensive procedures which relate to the violation which is the subject of the TEB VCAP request identifying: 1) the authorized person(s) that adopted the procedures; 2) the officer(s) with responsibility for monitoring compliance; 3) the frequency of compliance check activities; 4) the nature of the compliance check activities undertaken; 5) and the date such procedures were originally adopted and subsequently updated (if applicable)? IRM 7.2.3.2.1(3)

☐ Yes Page number _____ ☒ N/A

51. If the issuer has included an affirmative statement for line 49, has the issuer submitted information demonstrating that the issuer had, either prior to the date of the violation, adopted "sufficient written procedures", to ensure post-issuance compliance with federal tax law requirements; or, after the violation, implemented such procedures and both timely identified the violation following such implementation and submitted its request no later than 90 days after such identification? For purposes of this question, "sufficient written procedures" must specify: the official with monitoring compliance responsibility; the frequency of at least annual compliance checks; the nature of the compliance activities required to be undertaken; the procedures used to timely identify and elevate resolution of a violation when it occurs, or is expected to occur; procedures for the retention of records material to substantiate federal tax law compliance; and, an awareness of the availability of TEB VCAP and other remedial actions to resolve violations. A mere reference to the bond documents is generally insufficient. IRM 7.2.3.4.4

☐ Yes Page number _____ ☒ N/A

Issuer Approval & Signature

Under penalties of perjury, I declare that I have examined this submission, including accompanying documents and statements, and to the best of my knowledge and belief, the submission contains all the relevant facts relating to the request, and such facts are true, correct, and complete

Signature of Official of Issuer	Name of Official of Issuer Steve Frazier, Executive Director	Date signed
---------------------------------	---	-------------

Note: TEB will only accept facts submitted by a party other than the issuer (e.g. conduit borrower, trustee) under penalties of perjury if the issuer also certifies under penalties of perjury that to the best of the issuer's knowledge that such facts are true and accurate. If the issuer wishes to have another party submit facts under penalty of perjury, attached a separate penalty of perjury statement. IRM 7.2.3.1.2(4)

**Power of Attorney
and Declaration of Representative**

► Information about Form 2848 and its instructions is at www.irs.gov/form2848.

OMB No. 1545-0150

For IRS Use Only

Received by:

Name _____

Telephone _____

Function _____

Date / /

Part I Power of Attorney

Caution: A separate Form 2848 must be completed for each taxpayer. Form 2848 will not be honored for any purpose other than representation before the IRS.

1 Taxpayer information. Taxpayer must sign and date this form on page 2, line 7.

Taxpayer name and address

Madera Public Financing Authority
205 West 4th Street
Madera, CA 93637

Taxpayer identification number(s)

52-1659312

Daytime telephone number

Plan number (if applicable)

(559) 661-5400

hereby appoints the following representative(s) as attorney(s)-in-fact:

2 Representative(s) must sign and date this form on page 2, Part II.

Name and address

Richard J. Moore, Orrick, Herrington & Sutcliffe LLP
405 Howard Street
San Francisco, CA 94105

Check if to be sent copies of notices and communications ☐

CAF No. _____

PTIN **P01065109**

Telephone No. **(415) 773-5938**

Fax No. **(415) 7735759**

Check if new: Address ☐ Telephone No. ☐ Fax No. ☐

Name and address

Angela M. Trout, Orrick, Herrington & Sutcliffe LLP
701 5th Avenue, Suite 5600
Seattle, WA 98104

Check if to be sent copies of notices and communications ☐

CAF No. _____

PTIN _____

Telephone No. **(206) 839-4341**

Fax No. **(206) 839-4301**

Check if new: Address ☐ Telephone No. ☐ Fax No. ☐

Name and address

(Note: IRS sends notices and communications to only two representatives.)

CAF No. _____

PTIN _____

Telephone No. _____

Fax No. _____

Check if new: Address ☐ Telephone No. ☐ Fax No. ☐

Name and address

(Note: IRS sends notices and communications to only two representatives.)

CAF No. _____

PTIN _____

Telephone No. _____

Fax No. _____

Check if new: Address ☐ Telephone No. ☐ Fax No. ☐

to represent the taxpayer before the Internal Revenue Service and perform the following acts:

- 3 Acts authorized (you are required to complete this line 3).** With the exception of the acts described in line 5b, I authorize my representative(s) to receive and inspect my confidential tax information and to perform acts that I can perform with respect to the tax matters described below. For example, my representative(s) shall have the authority to sign any agreements, consents, or similar documents (see instructions for line 5a for authorizing a representative to sign a return).

Description of Matter (Income, Employment, Payroll, Excise, Estate, Gift, Whistleblower, Practitioner Discipline, PLR, FOIA, Civil Penalty, Sec. 5000A Shared Responsibility Payment, Sec. 4980H Shared Responsibility Payment, etc.) (see instructions)

Tax Form Number
(1040, 941, 720, etc.) (if applicable)

Year(s) or Period(s) (if applicable)
(see instructions)

**VCAP Submission for Madera Public Financing Authority 1993
Variable Rate Demand Bonds**

8038-G

199305

- 4 Specific use not recorded on Centralized Authorization File (CAF).** If the power of attorney is for a specific use not recorded on CAF, check this box. See the instructions for **Line 4. Specific Use Not Recorded on CAF** ☒

- 5a Additional acts authorized.** In addition to the acts listed on line 3 above, I authorize my representative(s) to perform the following acts (see instructions for line 5a for more information):

☐ Authorize disclosure to third parties; ☐ Substitute or add representative(s); ☐ Sign a return; _____

☐ Other acts authorized: _____

- b Specific acts not authorized.** My representative(s) is (are) not authorized to endorse or otherwise negotiate any check (including directing or accepting payment by any means, electronic or otherwise, into an account owned or controlled by the representative(s) or any firm or other entity with whom the representative(s) is (are) associated) issued by the government in respect of a federal tax liability.

List any other specific deletions to the acts otherwise authorized in this power of attorney (see instructions for line 5b): _____

- 6 Retention/revocation of prior power(s) of attorney.** The filing of this power of attorney automatically revokes all earlier power(s) of attorney on file with the Internal Revenue Service for the same matters and years or periods covered by this document. If you **do not** want to revoke a prior power of attorney, check here ☐

YOU MUST ATTACH A COPY OF ANY POWER OF ATTORNEY YOU WANT TO REMAIN IN EFFECT.

- 7 Signature of taxpayer.** If a tax matter concerns a year in which a joint return was filed, each spouse must file a separate power of attorney even if they are appointing the same representative(s). If signed by a corporate officer, partner, guardian, tax matters partner, executor, receiver, administrator, or trustee on behalf of the taxpayer, I certify that I have the legal authority to execute this form on behalf of the taxpayer.

► IF NOT COMPLETED, SIGNED, AND DATED, THE IRS WILL RETURN THIS POWER OF ATTORNEY TO THE TAXPAYER.

_____ Signature	_____ Date	_____ Executive Director Title (if applicable)
_____ Steve Frazier Print Name	_____ Madera Public Financing Authority Print name of taxpayer from line 1 if other than individual	

Part II Declaration of Representative

Under penalties of perjury, by my signature below I declare that:

- I am not currently suspended or disbarred from practice, or ineligible for practice, before the Internal Revenue Service;
- I am subject to regulations contained in Circular 230 (31 CFR, Subtitle A, Part 10), as amended, governing practice before the Internal Revenue Service;
- I am authorized to represent the taxpayer identified in Part I for the matter(s) specified there; and
- I am one of the following:
 - a Attorney—a member in good standing of the bar of the highest court of the jurisdiction shown below.
 - b Certified Public Accountant—licensed to practice as a certified public accountant is active in the jurisdiction shown below.
 - c Enrolled Agent—enrolled as an agent by the Internal Revenue Service per the requirements of Circular 230.
 - d Officer—a bona fide officer of the taxpayer organization.
 - e Full-Time Employee—a full-time employee of the taxpayer.
 - f Family Member—a member of the taxpayer's immediate family (spouse, parent, child, grandparent, grandchild, step-parent, step-child, brother, or sister).
 - g Enrolled Actuary—enrolled as an actuary by the Joint Board for the Enrollment of Actuaries under 29 U.S.C. 1242 (the authority to practice before the Internal Revenue Service is limited by section 10.3(d) of Circular 230).
 - h Unenrolled Return Preparer—Authority to practice before the IRS is limited. An unenrolled return preparer may represent, provided the preparer (1) prepared and signed the return or claim for refund (or prepared if there is no signature space on the form); (2) was eligible to sign the return or claim for refund; (3) has a valid PTIN; and (4) possesses the required Annual Filing Season Program Record of Completion(s). **See Special Rules and Requirements for Unenrolled Return Preparers in the instructions for additional information.**
 - k Student Attorney or CPA—receives permission to represent taxpayers before the IRS by virtue of his/her status as a law, business, or accounting student working in an LITC or STCP. See instructions for Part II for additional information and requirements.
 - r Enrolled Retirement Plan Agent—enrolled as a retirement plan agent under the requirements of Circular 230 (the authority to practice before the Internal Revenue Service is limited by section 10.3(e)).

► IF THIS DECLARATION OF REPRESENTATIVE IS NOT COMPLETED, SIGNED, AND DATED, THE IRS WILL RETURN THE POWER OF ATTORNEY. REPRESENTATIVES MUST SIGN IN THE ORDER LISTED IN PART I, LINE 2.

Note: For designations d-f, enter your title, position, or relationship to the taxpayer in the "Licensing jurisdiction" column.

Designation— Insert above letter (a–r).	Licensing jurisdiction (State) or other licensing authority (if applicable).	Bar, license, certification, registration, or enrollment number (if applicable).	Signature	Date
a	CA	215356		
a	WA	37026		

Tax Information Authorization

► Information about Form 8821 and its instructions is at www.irs.gov/form8821.

► Do not sign this form unless all applicable lines have been completed.

► Do not use Form 8821 to request copies of your tax returns
or to authorize someone to represent you.

OMB No. 1545-1165

For IRS Use Only

Received by:

Name

Telephone

Function

Date

1 Taxpayer information. Taxpayer must sign and date this form on line 7.

Taxpayer name and address

Madera Public Financing Authority
205 West 4th Street
Madera, CA 93637

Taxpayer identification number(s)

52-1659312

Daytime telephone number

(559) 661-5400

Plan number (if applicable)

2 Appointee. If you wish to name more than one appointee, attach a list to this form. **Check here if a list of additional appointees is attached** ► ☐

Name and address

City of Madera
205 W. 4th Street
Madera, CA 93637

CAF No.

PTIN

Telephone No.

559-661-5400

Fax No.

Check if new: Address ☐ Telephone No. ☐ Fax No. ☐

3 Tax Information. Appointee is authorized to inspect and/or receive confidential tax information for the type of tax, forms, periods, and specific matters you list below. See the line 3 instructions.

(a) Type of Tax Information (Income, Employment, Payroll, Excise, Estate, Gift, Civil Penalty, Sec. 4980H Payments, etc.)	(b) Tax Form Number (1040, 941, 720, etc.)	(c) Year(s) or Period(s)	(d) Specific Tax Matters
Income	8038-G	199305	See attached schedule

4 Specific use not recorded on Centralized Authorization File (CAF). If the tax information authorization is for a specific use not recorded on CAF, check this box. See the instructions. If you check this box, skip lines 5 and 6 ► ☒

5 Disclosure of tax information (you **must** check a box on line 5a or 5b unless the box on line 4 is checked):

a If you want copies of tax information, notices, and other written communications sent to the appointee on an ongoing basis, check this box ► ☐

Note. Appointees will no longer receive forms, publications, and other related materials with the notices.

b If you do not want any copies of notices or communications sent to your appointee, check this box ► ☐

6 Retention/revocation of prior tax information authorizations. If the line 4 box is checked, skip this line. If the line 4 box is not checked, the IRS will automatically revoke all prior Tax Information Authorizations on file unless you check the line 6 box and attach a copy of the Tax Information Authorization(s) that you want to retain. ► ☐

To revoke a prior tax information authorization(s) without submitting a new authorization, see the line 6 instructions.

7 Signature of taxpayer. If signed by a corporate officer, partner, guardian, executor, receiver, administrator, trustee, or party other than the taxpayer, I certify that I have the authority to execute this form with respect to the tax matters and tax periods shown on line 3 above.

► IF NOT COMPLETE, SIGNED, AND DATED, THIS TAX INFORMATION AUTHORIZATION WILL BE RETURNED.

► DO NOT SIGN THIS FORM IF IT IS BLANK OR INCOMPLETE.

Signature


Date

Steve Frazier

Executive Director

Print Name

Title (if applicable)



REPORT TO CITY COUNCIL

COUNCIL MEETING OF July 5, 2018
AGENDA ITEM NUMBER B-11


REPORT BY: Mary Anne Seay, Director
Parks & Community Services Department


APPROVED BY: Steve Frazier, City Administrator

SUBJECT: CONSIDERATION OF A RESOLUTION APPROVING AN AGREEMENT WITH THE KINGS VIEW SKILLS4SUCCESS PROGRAM TO PROVIDE PAID WORK EXPERIENCE FOR MADERA YOUTH THROUGH THE CAREER EDUCATION AND EXPLORATION PROGRAM AND AUTHORIZING THE MAYOR TO EXECUTE THE AGREEMENT ON BEHALF OF THE CITY AND AUTHORIZING THE IMPACTED DEPARTMENT DIRECTOR TO EXECUTE INDIVIDUAL WORKSITE AGREEMENTS FOR PROGRAM PARTICIPANTS

RECOMMENDATIONS:

Staff recommends Council adopt the resolution approving the Agreement with Kings View Skills4Success (hereinafter KV/S4S) Program to provide paid work experience for Madera youth. Staff further recommends Council authorize the Mayor to execute the agreement on behalf of the City. Additionally, staff recommends Council authorize the impacted department director to execute individual Worksite Agreements for program participants as work opportunities are identified.

SUMMARY AND DISCUSSION:

Kings View provides a variety of services to the Madera community, including job assistance, mental health, chemical dependency, drug treatment and prevention, and services for the developmentally disabled. The job assistance programming is for young people age 16 to 24 years old (or age limit allowed by Federal Workforce Investment Act guidelines). The KV/S4S goal is to help Madera youth be better prepared to enter the workforce through classroom skill building and paid work experience.

The City is being asked to enter into an agreement with Kings View to enhance vocational choices

and increase opportunities for their participants. The Agreement also provides the City with labor and the opportunity to train and recruit local talent. All salaries for participants are paid by Kings View and participants may work within various City departments. In addition to providing Worker's Compensation Insurance, Kings View is also responsible by the agreement to provide General Liability Insurance, a safety orientation, and accident and emergency procedure training.

Kings View also provides participants with instruction on employment related topics such as: job shadowing, life skills, employment readiness skills, career counseling, supportive services, and work experience. Participants have the opportunity to utilize new skills learned in the classroom in actual work situations. In the past, the City has utilized participants in senior services, after-school programming as well as parks maintenance.

The program has been mutually beneficial for the City and the program participants. The work assignments are structured to be a training experience and not a substitution for permanent paid staff.

FINANCIAL IMPACT:

There is no General Fund impact from the recommended actions. The additional labor however, benefits the City by increasing staffing without negatively impacting City resources.

CONSISTENCY WITH THE VISION MADERA 2025 PLAN:

The Agreement with Kings View services the following Vision Plan strategies:

- **Strategy 335.1:** Develop or strengthen alliances between City and other agencies to encourage internships or employment opportunities.
- **Strategy 111:** Promote greater alignment of local government agencies under a shared community vision.
- **Strategy 408:** Expand economic opportunities available to all Maderans by providing an avenue for youth employment.

RESOLUTION NO. 18 - ____

A RESOLUTION OF THE CITY COUNCIL OF THE CITY OF MADERA, CALIFORNIA, APPROVING AN AGREEMENT WITH KINGS VIEW SKILLS4SUCCESS PROGRAM TO PROVIDE PAID WORK EXPERIENCE FOR MADERA YOUTH THROUGH THE CAREER EDUCATION AND EXPLORATION PROGRAM AND AUTHORIZING THE MAYOR TO EXECUTE THE AGREEMENT ON BEHALF OF THE CITY AND AUTHORIZING THE IMPACTED DEPARTMENT DIRECTOR TO EXECUTE INDIVIDUAL WORKSITE AGREEMENTS FOR PROGRAM PARTICIPANTS

WHEREAS, the Kings View Corporation administers the Skills4Success job training program within Madera County; and

WHEREAS, Skills4Success provides training and job skills to Madera County residents including a Paid Work Experience component; and

WHEREAS, the City of Madera (City) has available opportunities for paid employment that enhance job skills and provide valuable work experience for program participants; and

WHEREAS, Kings View and the City have prepared an Agreement that details the responsibilities of Kings View and the City for participation in the program; and

WHEREAS, the Agreement is in the best interest of the City, Kings View and program participants.

NOW, THEREFORE, THE CITY COUNCIL OF THE CITY OF MADERA HEREBY finds, orders and resolves as follows:

1. The above recitals are true and correct.
2. The Agreement with Kings View, a copy of which is on file with the Office of the City Clerk and referred to for full particulars, is hereby approved.
3. The Mayor is authorized to execute the Agreement on behalf of the City of Madera.
4. The impacted City of Madera Department Director is authorized to execute individual Worksite Agreements for program participants.
5. This resolution is effective immediately upon adoption.

* * * * *

CAREER EDUCATION AND EXPLORATION PROGRAM
WORKSITE AGREEMENT

This document constitutes a non-financial agreement between the Kings View Skills4Success, hereinafter KV/S4S and City of Madera, the C.E.E.P. Worksite Agency. The effective dates of this agreement are from 07/05/2018 to 07/28/2018, unless terminated sooner.

The C.E.E.P. Worksite Agency, agrees to do the following:

1. Provide work experience training for participants, based on the approved training outline (Exhibit A). If the worksite determines that a change of job duties is necessary, the Employment and Training Office must be contacted for approval.
2. Provide a safe, healthy work environment for all participants.
3. Follow all KV/S4S time and attendance policies (Exhibit B).
4. Clearly post Work Permits and Emergency Cards in the participants' work areas. Copies of the Emergency Cards must accompany the youth anytime they leave the worksite.
5. Provide sufficient work, equipment and materials.
6. Ensure that participants will not be placed at worksites dealing with the maintenance or upkeep of religious institutions or where religious activities are conducted at any time. Instruction and participation in religious activities are also prohibited.
7. Ensure that participants do not engage in political, union, religious or fundraising activities during work hours.
8. Provide each participant with an orientation to consist, at the minimum, of the topics listed in Exhibit C.
9. Release participants for workshops, counseling and related activities as scheduled by KV/S4S.
10. Notify KV/S4S of participant actions which require corrective measures, counseling, discipline or termination from the program.
11. Ensure that youth are supervised at all times.
12. Prohibit participants from being supervised by a member of their family.
13. Designate a qualified alternate supervisor who has received a Career Education and Exploration Program orientation to supervise the participant(s) if a regular supervisor is absent. The worksite must advise KV/S4S if a new supervisor is assigned to the participants.
14. Follow set procedures (Exhibit D) when handling work related injuries and illnesses.
15. Not exceed a ratio of one (1) supervisor for seven (7) participants.

16. Comply with the Fair Labor Standards Act, applicable Child Labor Laws (Exhibit E), California Education Code and WIA rules and regulations governing the Career Education and Exploration Program.
17. Make all worksite records and personnel available for monitoring by Federal, State and agency monitors.
18. Not hire any participants if the employer has terminated any regular employee or reduced the workforce with the intention of filling the vacancies with participants whose wages are subsidized under this Agreement.
19. Ensure that no currently employed workers are displaced by any participants. This includes partial displacements such as reductions in work hours, wages, benefits or overtime.
20. Provide and document all necessary and appropriate safety training, according to the provisions of Senate Bill 198.
21. Follow all KV/S4S policies (Exhibit F).
22. Provide a work environment free from harassment or discrimination of any kind.

KV /S4S will:

1. Provide orientation to supervisors and alternates. The orientation consisting of program goals regulations, policies and procedures, will be conducted at the discretion of KV/S4S.
2. Refer only those participants who are eligible in accordance with Federal Regulations. These participants will have their WIA rights and responsibilities reviewed.
3. Determine the maximum number of hours each participant may work per day and during the overall program (Exhibit A).
4. Provide payroll services and Workmen's Compensation Insurance for participants.
5. Monitor the worksites.
6. Initiate appropriate revisions to this agreement, as necessary.

Signature Date

Andrew J. Medellin - Mayor
Printed Name and Title

City of Madera
Agency Name

205 W 4th Street
Address

Madera CA 93637
City State Zip Code

(559) 661-5405
Area Code / Telephone No.

Signature Date

Eugene Bell Executive Director
Printed Name and Title

Kings View Skills4Success! Program
Agency Name

25916 Ave 17 Suite A
Address

Madera CA 93638
City State Zip Code

(559) 675-0105
Area Code / Telephone No.

EXHIBIT A

I. WORK EXPERIENCE JOB DESCRIPTION

a. Job Title: _____ b O-Net Code: _____
c. Hourly Wage: \$ _____ d. Work Day Hours: _____ e. Work Week Hours: _____
f. Job Description:

II. WORK EXPERIENCE TRAINING OUTLINE

Elements of Training

III. COST COMPUTATION

Item 1 Hourly Wage	Item 2 Total Work Experience Hours	Item 3 Total Cost for This Work Experience
\$ _____		\$ _____

EXHIBIT B: TIME AND ATTENDANCE POLICY

Timesheet and Evaluation Procedures

Timesheets must be filled out daily, in ink. No hours may be filled out in advance. It is the supervisor's responsibility to see that each youth signs in every morning, out at lunch, back in after lunch and out at the end of the workday. The supervisor must verify hours at the end of each day by initialing the appropriate area.

At the end of each pay period, the supervisor must complete an evaluation for each youth. The evaluations should be discussed with the youth, then signed by youth and supervisor. Timesheets and evaluations will be collected every two weeks by KV/S4S Case Manager. Unsigned or incomplete forms will be not be collected.

Absences and Holidays

Youth will be paid only for the actual hours they work, and any missed hours may not be made up. Holidays that are observed by the worksite will also be observed by the youth. However, if the worksite is open for business during a holiday, the youth may work, and be paid for those hours. Under no circumstances will the youth be paid for hours on days that he/she is absent from school.

Scheduled Workshops and Counseling Sessions

KV/S4S is mandated by Federal Regulations to provide workshops for all participants. These workshops may cover labor market information, resume writing, interviewing techniques or similar topics. The worksite and youth will receive five (5) day written notice, from KV/S4S, of scheduled workshops.

Workshop attendance is mandatory. KV/S4S Case Manager will also conduct counseling sessions to review and document participant's progress in the program. When participants attend workshops or counseling sessions, the worksite will submit timesheets covering the time at the worksite. KV/S4S Case Manager will complete timesheets for hours the participant spent at workshops or counseling.

Payroll Schedule

KV/S4S Case Manager will provide worksites and youth with payroll schedules. These schedules outline the pay period ending dates, timesheet pick-up dates and dates pay checks will be mailed. Supervisors are responsible for completing paperwork on time, according to dates on the pay schedules.

Work Permits

The local school districts will provide all youth under age 18 with Work Permits. It will be the worksite's responsibility to clearly post the work permits in the youth's work area.

EXHIBIT C: PARTICIPANT ORIENTATION

All worksite supervisors are required to provide orientation to each youth. The purpose of the orientation is to familiarize youth with their worksite and job duties; and the supervisor's expectations about their performance, attitude, conduct and appearance. The following list outlines the minimum topics which should be discussed with the youth. Discussing other relevant information is encouraged.

1. Introductions to Worksite Supervisor and Alternate Supervisor
2. Scheduled work hours
3. Rules and regulations
4. Breaks and lunch periods
5. Worksite telephone number
6. Job description and worksite duties
7. Payroll schedule, time sheets and evaluation procedures
8. Dress code and grooming standards
9. Safety and accident procedures
10. Job performance and behavior standards

EXHIBIT D: ACCIDENT AND EMERGENCY PROCEDURES

All Career Education and Exploration Program participants are covered by a Worker's Compensation policy carried by KV/S4S. Work related injuries and illnesses, which require medical treatment, are covered under this policy.

Worksite supervisors will receive an Emergency Procedure Card for each youth. This card specifies the actions to be taken if any youth require medical attention. If a youth is injured, or becomes ill on the job, the supervisor must follow these procedures:

1. Provide first aid or medical attention, according to instructions on the Emergency Procedures card.
2. Notify KV/S4S immediately, no matter how minor the injury seems.
3. File a Supervisor's Report of Accident after the injury or illness is reported, but no more than 24 hours later.

The youth will be given an "Employee Claim for Worker's Compensation Benefits" form by KV/S4S after their injury or illness is reported. This form must be completed by the youth and returned to KV/S4S within one (1) day of the incident.

These procedures are designed to ensure that any participant injured on the job receives all the benefits they are entitled to under the law. Please follow these procedures, and notify KV/S4S anytime a youth is injured.

"Any person who makes or causes to be made any knowingly false or fraudulent material statement or material representation for the purpose of obtaining or denying worker's compensation benefits or payments is guilty of a felony." State Compensation Insurance Fund.

ANY WORKSITE WITHHOLDING INFORMATION ON ANY ACCIDENT WILL BE LIABLE FOR THAT ACCIDENT.

EXHIBIT E: CHILD LABOR LAWS

The Fair Labor Standards Act, California Labor Code and Education Code and require that worksites employing minors must adhere to child labor laws.

I. Work Permits

All minors under eighteen (18) must have a Permit to Work, prior to beginning employment.

II. Hours

Minors under eighteen (18) are not permitted to work:

- * More than four (4) hours in one day, during school
- * More than twenty (20) hours in one week
- * Before 5:00 am, or after 10:00 pm. Minors age 14 and 15 may not work before 7:00 am or after 7:00 pm

III. Breaks and Lunch

A fifteen (15) minute break will be given for every four (4) hours worked. A minimum lunch break of thirty (30) minutes, and a maximum of one (1) hour will be taken by youth who work six (6) hours or more. Lunch breaks are mandatory.

IV. Prohibition against Sex Discrimination

State laws discriminating against minors on the basis of gender are invalid under a ruling by the Federal Equal Employment Opportunity Commission. Females and males ages 10 through 16 now compete equally for jobs legally open to their age group.

V. Employment Restrictions

No minor under the age of sixteen (16) years shall be employed or allowed to work in any capacity with the following:

- * Any occupation dangerous to the life, limb or health of a minor
- * In or around unguarded belts, machinery or gearing, including adjusting, oiling, wiping or cleaning Printing presses of any kinds; boring or drill presses; stamping machines used in sheet-metal and tinware, in paper and leather manufacturing or in washer and nut factories, metal or paper cutting machines or paper-lace machines
- * In, about or around any processing which uses dangerous or poisonous acids, dyes, dust or lye. Youth also may not work in the manufacture or preparation of paints, colors, white or red lead, soldering or dangerous gasses
- * All building or construction work of any kind
- * In any billiard or pool room
- * In or about any gasoline service station
- * Delivering goods, merchandise, commodities, papers or packages from any motor vehicle

EXHIBIT F: SPECIAL OFFICE POLICIES

KV/S4S'S SPECIAL YOUTH PROTECTION POLICY

KV/S4S'S Special Protection for Youth Policy requires that supervisors and worksites make special allowances for minor aged workers during the Career Education and Exploration Program. This special protection includes requiring the worksite to provide an adequate and acceptable water supply, allowing extra rest times when the temperature exceeds 95 degrees Fahrenheit and banning outdoor work when the temperature reaches or exceeds 105 degrees Fahrenheit.

WATER SUPPLEMENTATION POLICY

"During the hot season or when the worker is exposed to artificially generated heat, drinking water shall be made available to the workers in such a way that they are stimulated to frequently drink small amounts, i.e. amounts, i.e. one cup every 15-20 minutes (about 150 ml or 1/4 pint).

The water shall be kept reasonably cool (10-15 degrees Celsius or 50.0-60.0 degrees Fahrenheit) and shall be placed close to the workplace so that the worker can reach it without abandoning the work area."

* Reproduced from the American Conference of Governmental Industrial Hygienists.

The worksite will be required to furnish clean, safe drinking water, and to provide adequate drinking utensils. Youth shall have access to this water at all times throughout the work day. The availability, temperature and proximity of the water source will be inspected during monitoring visits. Any violation of this policy will be noted by the monitoring team, and immediately corrected by the worksite. Failure to adhere to this policy will result in immediate removal of the youth from the worksite.

HEAT AND TEMPERATURE POLICY


The worksite supervisor will be required to monitor the weather reports from qualified sources (i.e.: newspaper, television news or weather service). On those days that the qualified weather source reports an expected outdoor temperature of 95 degrees Fahrenheit or higher, the supervisor will be required to make special allowances for Youth workers. Any time the temperature reaches 95 degrees or higher, youth will be allotted fifteen (15) minutes per work hour for rest and relaxation. The rest site will be shaded and adequate water that meets previously stated criteria shall be provided. The Youth workers will be paid for this time; it does not need to be noted on the timesheet.

On the days when a qualified weather source reports a temperature over 105 degrees Fahrenheit, the youth shall be restricted from working in an outdoor setting. Supervisors shall provide adequate indoor work to occupy the youth for the remainder of the work period. Youth will still be required to have access to adequate and acceptable water supplies, and if the indoor temperature exceeds 95 degrees Fahrenheit, the fifteen (15) minute break every hour shall still be maintained. Failure to adhere to the heat policies will result in immediate removal of the youth from the worksite.

I have read the Worksite Agreement and all exhibits. I understand everything contained in this document, and agree to follow the rules and procedures that govern the Career Education and Exploration Program.


Department Head Signature


Date



REPORT TO CITY COUNCIL

Approved by:


Department Director


City Administrator

Council Meeting of: July 5, 2018

Agenda Number: C-1

SUBJECT: Public Hearing and Consideration of a Resolution Adopting the City of Madera Budget, Capital Improvement Program (CIP), Master Fee Schedule and Master Penalty Schedule for Fiscal Year 2018/2019

RECOMMENDATION: Council to conduct a public hearing and adopt a Resolution approving the Budget for the 2018/2019 Fiscal Year, pending the results of the public hearing and the Council's review. The updates to the 5 Year Capital Improvement Program (CIP) are included as part of this Resolution and staff recommends the adoption of the CIP with the Budget Resolution.

SUMMARY: Preliminary Budgets for Fiscal Year 2018/2019 were delivered to Council Members by types (capital projects, enterprise, general fund, special revenue and internal services) during the months of April, May and June, and a special budget review session was held by the Council on June 5, 2018. At the special budget review meeting, staff identified a General Fund deficit of \$1,500,000. At that budget workshop staff presented a deficit reduction plan that included freezing ten (10) currently-vacant positions. This action reduced the deficit to \$870,000. The decision point for Council is reduce the deficit by freezing positions or accept the budget as presented. We have been here before, the past five years each began with a budget deficit and ended with a budget surplus. Therefore, staff is recommending that Council approve the budget, as presented, with a projected deficit of \$1.3 million dollars and without freezing the ten (10) currently-vacant positions. We began Fiscal Year 2017/2018 with a very similar projected deficit, and staff anticipates working closely with Council to accomplish the desired results of a balanced budget during the new fiscal year, just as we estimate we have done for Fiscal Year 2017/2018.

DISCUSSION: The Budget for the Fiscal Year 2018/2019 is more fully summarized in the City Administrator's Budget Message, which is located in the Introduction section of the proposed Final Budget. Further summaries, charts and graphs throughout the Budget also provide useful information regarding the City of Madera Fiscal Year 2018/2019 Budget.

After the adoption of the proposed budget, staff and Council will continue our efforts to maintain costs and enhance our revenue stream, so that we can be fiscally responsible and provide the

level of service that the City of Madera can afford, both now and in the future. Priorities will have to be established and tough decisions will have to be made, regarding which programs provide the greatest value to this community. But, Council and staff will work together to determine and provide the level of operations that can be funded by current year operational revenues.

FINANCIAL IMPACT: The Budget for the Fiscal Year 2018/2019 results in a projected General Fund budget deficit of \$1,313,750.

The CIP identifies nearly \$148 million in capital projects that may be budgeted over the next five years. Expenditures identified in the CIP for the 2018/2019 Fiscal Year have been incorporated into the appropriate line items of the Budget. Future year expenditures will be incorporated into the City's annual budget in the year of expenditure.

CONSISTENCY WITH THE VISION MADERA 2025 PLAN: Approval of the Fiscal Year 2017/2018 Budget is consistent with Strategy 115 of the Vision Plan - Economic Resource Provision: Ensure sufficient economic resources to provide adequate City services and prepare for future growth. It is also in line with funding core services as articulated by the Vision Madera 2025 Plan.

RESOLUTION NO. _____

RESOLUTION OF THE COUNCIL OF THE CITY OF MADERA
ADOPTING THE BUDGET OF THE CITY OF MADERA FOR
THE FISCAL YEAR JULY 1, 2018 THROUGH JUNE 30, 2019 IN THE
AMOUNT OF \$93,076,188, THE FIVE YEAR CAPITAL IMPROVEMENT
PROGRAM, THE MASTER PENALTY SCHEDULE AND UPDATING
THE MASTER FEE SCHEDULE

WHEREAS, City staff has prepared the proposed budget in proper form for all funds for which a budget is required; and

WHEREAS, the Proposed Budget along with all supporting schedules and data have been available for public inspection in the office of the Financial Services Director; and

WHEREAS, the 5 Year Capital Improvement Program (CIP) covering the period through Fiscal Year 2022/2023 is attached to the Proposed Budget and has been made available for public inspection in the office of the Financial Services Director; and

WHEREAS, on June 5, 2018 the City Council held a duly noticed budget review session to receive public comment and ascertain the facts regarding the proposed budget with modification; and

WHEREAS, all statutory and legal requirements for the final adoption of said budget have been completed; and

WHEREAS, it is the intention of the Council to adopt the said budget as modified and amended by the Council of the City of Madera as the Annual Budget for the Fiscal Year 2018-19.

NOW THEREFORE, BE IT RESOLVED BY THE CITY COUNCIL OF THE CITY OF MADERA AS FOLLOWS:

1. The above recitals are true and correct.

2. The City of Madera budget in the amount of \$93,076,188 as set forth in the attached Exhibit "A" including budgets for capital improvements, is hereby adopted for the Fiscal Year beginning July 1, 2018 and ending June 30, 2019.
3. Transfer of appropriated budget authority from one line account to another within a department may be done upon approval of the City Administrator.
4. Transfer of budget authority between departments of the general fund or between funds will be done by minute order of the City Council if less than \$25,000 and by resolution if greater than \$25,000.
5. Authority is given to the Financial Services Director to adjust the budget for all monies received by the City not included in this budget up to \$5,000 per incident without a budget resolution. A report will be given to the Council on a quarterly basis regarding any such activity.
6. All outstanding encumbrances as of June 30, 2018 approved by the City Administrator shall be continued and re-appropriated for expenditure into the 2018-19 Fiscal Year.
7. The unencumbered balance for all Capital Improvement Project accounts, which are duly approved as of or before June 30, 2018 shall be continued and re-appropriated for expenditure in the 2018-19 Fiscal Year.
8. Except as monetary appropriations may be affected by intra-fund transfers within the general fund or other funds as herein above provided, no appropriations set forth in said budget shall be cancelled in whole or in part except by resolution adopted by a majority vote of all members of the City Council.
9. Expenditures made, liabilities incurred, or warrants issued in excess of budget appropriations as originally approved or as thereafter increased or decreased, shall not constitute an obligation or liability of the City of Madera. The City Administrator and the City Council shall approve no claims and the Financial Services Director shall issue no warrants or checks for any expenditure in excess of existing appropriations except upon an order of the court of competent jurisdiction, or in cases of emergency as specified and in accordance with the procedures established in the Government Code of California.

10. The Master Fee Schedule as amended for the Fiscal Year ending June 30, 2019, which is attached as Exhibit "B" and incorporated by reference, is adopted.
11. The Master Penalty Schedule as amended for the Fiscal Year ending June 30, 2019, which is attached as Exhibit "C" and incorporated by reference, is adopted.
12. The Capital Improvement Program covering the period through Fiscal Year 2022-23 is consistent with the Madera General Plan.
13. The Capital Improvement Program covering the period through Fiscal Year 2022-23, a copy of which is on file with the Madera City Engineer, 205 W. 4th Street, Madera, is hereby adopted.
14. This resolution shall be effective immediately upon adoption.

EXHIBIT A

CITY OF MADERA BUDGET - FISCAL YEAR 2018/2019 CITYWIDE SUMMARY OF REVENUES AND EXPENDITURES

GENERAL FUND

DEPARTMENT	REVENUES	TRANSFERS IN	EXPENDITURES	TRANSFERS OUT	(CONTRIBUTIONS TO) APPROPRIATION OF FUND BALANCE
General Fund					
City Council	(27,592)	-	183,600	-	156,008
City Administrator	(129,268)	-	393,536	-	264,268
City Clerk	(54,842)	-	357,540	-	302,698
Finance	(540,655)	(112,000)	1,126,498	-	473,843
City Attorney	(37,188)	-	467,635	-	430,448
Human Resources	(403,792)	-	541,049	-	137,257
Central Administration	(413,117)	-	561,052	687,322	835,257
Purchasing	(92,474)	-	199,083	-	106,609
Streets	(120,000)	(1,929,655)	2,049,655	-	0
Street Sweeping	-	-	-	-	-
Graffiti Abatement	(60,000)	(84,000)	213,542	-	69,542
Police	(1,328,282)	(145,974)	12,189,824	-	10,715,568
Fire	(77,820)	-	3,871,937	-	3,794,117
Community Promotion	-	-	229,330	-	229,330
Planning	(275,000)	-	680,163	-	405,163
Building Inspection	(1,224,070)	-	950,161	-	(273,909)
Engineering	(1,097,459)	(615,000)	2,040,538	-	328,079
Code Enforcement	(396,197)	(18,903)	971,973	-	556,873
Parks & Comm Svcs.	(1,036,880)	(386,554)	4,475,415	-	3,051,981
Taxes	(19,618,785)	-	-	-	(19,618,785)
Other Non-Departmental Revenues	(495,597)	(300,000)	-	-	(795,597)
Subtotal - Fund 1020	(27,429,018)	(3,592,086)	31,502,531	687,322	1,168,749
Grants	(1,360,833)	(7,709)	1,281,089	87,454	0
Measure K	(4,266,621)	-	4,154,621	112,000	0
Insurance Reserve	(70,000)	(540,000)	755,000	-	145,000
Subtotal - Other Funds	(5,697,454)	(547,709)	6,190,710	199,454	145,001
Total General Fund	(33,126,472)	(4,139,795)	37,693,241	886,776	1,313,750

EXHIBIT A (continued)**CITY OF MADERA BUDGET - FISCAL YEAR 2018/2019
CITYWIDE SUMMARY OF REVENUES AND EXPENDITURES****ENTERPRISE FUNDS**

DEPARTMENT	REVENUES	TRANSFERS IN	EXPENDITURES	TRANSFERS OUT	(CONTRIBUTIONS TO) APPROPRIATION OF FUND BALANCE
Enterprise Funds					
Water	(12,003,611)	-	10,451,376	101,635	(1,450,600)
Sewer	(9,764,257)	(250,000)	10,601,441	44,965	632,149
Airport	(626,400)	-	601,894	3,407	(21,100)
Golf Course	(125,000)	(298,804)	423,804	-	-
Dial-A-Ride Transit	(1,061,014)	-	1,030,253	30,761	0
Fixed Route Transit	(1,564,605)	-	1,533,844	30,761	(0)
Drainage System	(841,250)	-	828,440	53,244	40,434
Waste Recycling	(34,416)	(176,431)	203,323	-	(7,524)
Hazardous Waste Disposal	-	-	-	-	-
Solid Waste Disposal	(5,749,827)	-	5,600,496	785,578	636,247
Total	(31,770,380)	(725,235)	31,274,871	1,050,350	(170,393)


EXHIBIT A (continued)**CITY OF MADERA BUDGET - FISCAL YEAR 2018/2019
CITYWIDE SUMMARY OF REVENUES AND EXPENDITURES****SPECIAL REVENUE FUNDS**

DEPARTMENT	REVENUES	TRANSFERS IN	EXPENDITURES	TRANSFERS OUT	(CONTRIBUTIONS TO) APPROPRIATION OF FUND BALANCE
Special Revenue Funds					
Intermodal Building Operations	(87,579)	-	84,351	244	(2,984)
Parking District Operations	(42,000)	-	28,205	8,014	(5,781)
Business Improvement District	(29,308)	-	26,979	-	(2,329)
Transportation Fixed Route	(1,683,046)	-	1,683,046	-	-
Special Gasoline Tax	(3,525,948)	-	1,964,000	1,568,537	6,589
Local Sales Tax - Measure T	(2,899,631)	-	2,123,152	863,933	87,454
Federal Aid Urban Grants	(2,570,290)	-	2,570,290	-	-
Local Transportation Funding	(1,090,470)	-	614,245	512,000	35,775
NSP3	-	-	-	-	-
Housing Program	(16,510)	-	55,724	-	39,214
Supplemental Law Enforcement	(100,000)	-	236,000	-	136,000
Local Law Enforcement	(34,000)	-	34,000	-	-
DUI Enforcement	-	-	-	-	-
Tobacco Law Enforcement Grant	(35,921)	-	35,921	-	-
Community Facilities Districts	(575,000)	-	13,811	464,725	(96,464)
CFD Debt	(1,600)	(164,725)	164,725	-	(1,600)
Sr. Citizen Services	-	-	-	-	-
Parks Facilities Debt Service	-	(194,257)	194,257	-	0
Park Development Fund	(134,000)	-	134,000	-	-
Development Impact Fees	(1,991,030)	-	2,646,278	584,277	1,239,525
Landscape Assessment Districts	(399,532)	-	491,137	-	91,605
Total	(15,215,865)	(358,982)	13,100,122	4,001,730	1,527,005

EXHIBIT A (continued)**INTERNAL SERVICE FUNDS**

DEPARTMENT	REVENUES	TRANSFERS IN	EXPENDITURES	TRANSFERS OUT	(CONTRIBUTIONS TO) APPROPRIATION OF FUND BALANCE
Internal Service Funds					
Equipment Maintenance	(1,995,893)	(57,000)	2,076,402	7,724	31,233
Information Services	(1,294,125)	-	1,296,565	9,899	12,340
Facility Maintenance	(990,250)	(690,715)	1,663,258	15,249	(2,458)
Total	(4,280,268)	(747,715)	5,036,226	32,871	41,114
CITYWIDE TOTAL - ALL FUNDS	(84,392,985)	(5,971,727)	87,104,461	5,971,727	2,711,476
TOTAL CITYWIDE REVENUES AND TRANSFERS IN	<u>(90,364,712)</u>				
TOTAL CITYWIDE EXPENDITURES AND TRANSFERS OUT	<u>93,076,188</u>				

Exhibit B



2018-2019
CITY OF MADERA
MASTER FEE SCHEDULE

Plan Check Fees by Occupancy Class and Construction Type

Adopted Plan Check Fees								
IBC Class	IBC Occupancy Type	Project Size Threshold	Construction Type IA, IB		Construction Type IIA, IIB, IIIA, IIIB, IV		Construction Type VA, VB	
			Base Cost @ Threshold Size	Cost for Each Additional 100 sf *	Base Cost @ Threshold Size	Cost for Each Additional 100 sf *	Base Cost @ Threshold Size	Cost for Each Additional 100 sf *
A-1	Assembly—Fixed Seating	1,500	\$3,351	\$11.0366	\$2,793	\$9.1972	\$2,234	\$7.3577
-	Theater, Concert Hall	7,500	\$4,013	\$7.7215	\$3,344	\$6.4346	\$2,675	\$5.1477
-	-	15,000	\$4,592	\$10.4754	\$3,827	\$8.7295	\$3,062	\$6.9836
-	-	30,000	\$6,164	\$8.8196	\$5,136	\$7.3497	\$4,109	\$5.8797
-	-	75,000	\$10,132	\$2.8267	\$8,444	\$2.3556	\$6,755	\$1.8845
-	-	150,000	\$12,253	\$8.1683	\$10,210	\$6.8070	\$8,168	\$5.4456
A-2	Assembly—Food & Drink	700	\$3,295	\$23.2463	\$2,746	\$19.3719	\$2,197	\$15.4975
-	Restaurant, Night Club, Bar	3,500	\$3,946	\$16.2743	\$3,288	\$13.5620	\$2,630	\$10.8496
-	-	7,000	\$4,515	\$22.0732	\$3,763	\$18.3944	\$3,010	\$14.7155
-	-	14,000	\$6,060	\$18.6074	\$5,050	\$15.5062	\$4,040	\$12.4049
-	-	35,000	\$9,968	\$5.9080	\$8,307	\$4.9234	\$6,645	\$3.9387
-	-	70,000	\$12,036	\$17.1941	\$10,030	\$14.3284	\$8,024	\$11.4627
A-3	Assembly—Worship, Amusement	1,020	\$3,223	\$15.5923	\$2,686	\$12.9936	\$2,149	\$10.3949
-	Arcade, Church, Community Hall	5,100	\$3,859	\$10.9431	\$3,216	\$9.1192	\$2,573	\$7.2954
-	-	10,200	\$4,417	\$14.8090	\$3,681	\$12.3409	\$2,945	\$9.8727
-	-	20,400	\$5,928	\$12.4812	\$4,940	\$10.4010	\$3,952	\$8.3208
-	-	51,000	\$9,747	\$3.9906	\$8,122	\$3.3255	\$6,498	\$2.6604
-	-	102,000	\$11,782	\$11.5510	\$9,818	\$9.6259	\$7,855	\$7.7007
A-4	Assembly—Indoor Sport Viewing	500	\$2,694	\$26.6126	\$2,245	\$22.1772	\$1,796	\$17.7417
-	Arena, Skating Rink, Tennis Court	2,500	\$3,226	\$18.6188	\$2,688	\$15.5157	\$2,151	\$12.4126
-	-	5,000	\$3,691	\$25.2658	\$3,076	\$21.0548	\$2,461	\$16.8438
-	-	10,000	\$4,955	\$21.2793	\$4,129	\$17.7327	\$3,303	\$14.1862
-	-	25,000	\$8,147	\$6.7966	\$6,789	\$5.6638	\$5,431	\$4.5310
-	-	50,000	\$9,846	\$19.6913	\$8,205	\$16.4094	\$6,564	\$13.1276
A-5	Assembly—Outdoor Activities	1,500	\$4,329	\$14.2478	\$3,608	\$11.8732	\$2,886	\$9.4986
-	Amusement Park, Bleacher, Stadium	7,500	\$5,184	\$9.9766	\$4,320	\$8.3138	\$3,456	\$6.6511
-	-	15,000	\$5,932	\$13.5464	\$4,943	\$11.2886	\$3,955	\$9.0309
-	-	30,000	\$7,964	\$11.4004	\$6,637	\$9.5003	\$5,309	\$7.6002
-	-	75,000	\$13,094	\$3.6477	\$10,912	\$3.0397	\$8,730	\$2.4318
-	-	150,000	\$15,830	\$10.5534	\$13,192	\$8.7945	\$10,553	\$7.0356
A	A Occupancy Tenant Improvements	300	\$1,539	\$25.3351	\$1,283	\$21.1126	\$1,026	\$16.8901
-	-	1,500	\$1,843	\$17.7241	\$1,536	\$14.7701	\$1,229	\$11.8160
-	-	3,000	\$2,109	\$24.0686	\$1,758	\$20.0571	\$1,406	\$16.0457
-	-	6,000	\$2,831	\$20.2702	\$2,359	\$16.8918	\$1,887	\$13.5135
-	-	15,000	\$4,655	\$6.4692	\$3,880	\$5.3910	\$3,104	\$4.3128

Plan Check Fees by Occupancy Class and Construction Type

Adopted Plan Check Fees								
IBC Class	IBC Occupancy Type	Project Size Threshold	Construction Type IA, IB		Construction Type IIA, IIB, IIIA, IIIB, IV		Construction Type VA, VB	
			Base Cost @ Threshold Size	Cost for Each Additional 100 sf *	Base Cost @ Threshold Size	Cost for Each Additional 100 sf *	Base Cost @ Threshold Size	Cost for Each Additional 100 sf *
-	-	30,000	\$5,626	\$18.7529	\$4,688	\$15.6274	\$3,751	\$12.5019
B	Business—Animal Hospital	420	\$2,068	\$24.3141	\$1,724	\$20.2617	\$1,379	\$16.2094
-	-	2,100	\$2,477	\$17.0226	\$2,064	\$14.1855	\$1,651	\$11.3484
-	-	4,200	\$2,834	\$23.1177	\$2,362	\$19.2647	\$1,890	\$15.4118
-	-	8,400	\$3,805	\$19.4492	\$3,171	\$16.2077	\$2,537	\$12.9661
-	-	21,000	\$6,256	\$6.1886	\$5,213	\$5.1572	\$4,171	\$4.1257
-	-	42,000	\$7,555	\$17.9891	\$6,296	\$14.9909	\$5,037	\$11.9927
B	Business—Bank	400	\$1,587	\$19.5947	\$1,323	\$16.3289	\$1,058	\$13.0631
-	-	2,000	\$1,901	\$13.7334	\$1,584	\$11.4445	\$1,267	\$9.1556
-	-	4,000	\$2,176	\$18.5970	\$1,813	\$15.4975	\$1,450	\$12.3980
-	-	8,000	\$2,919	\$15.6820	\$2,433	\$13.0683	\$1,946	\$10.4547
-	-	20,000	\$4,801	\$4.9883	\$4,001	\$4.1569	\$3,201	\$3.3255
-	-	40,000	\$5,799	\$14.4973	\$4,832	\$12.0810	\$3,866	\$9.6648
B	Business—Barber Shop/Beauty Shop	200	\$1,203	\$29.6921	\$1,002	\$24.7434	\$802	\$19.7947
-	-	1,000	\$1,440	\$20.7950	\$1,200	\$17.3292	\$960	\$13.8633
-	-	2,000	\$1,648	\$28.2151	\$1,373	\$23.5126	\$1,099	\$18.8101
-	-	4,000	\$2,212	\$23.7412	\$1,844	\$19.7843	\$1,475	\$15.8275
-	-	10,000	\$3,637	\$7.5916	\$3,031	\$6.3263	\$2,425	\$5.0611
-	-	20,000	\$4,396	\$21.9797	\$3,663	\$18.3164	\$2,931	\$14.6531
B	Business—Car Wash	200	\$962	\$23.7537	\$802	\$19.7947	\$641	\$15.8358
-	-	1,000	\$1,152	\$16.6360	\$960	\$13.8633	\$768	\$11.0907
-	-	2,000	\$1,318	\$22.5721	\$1,099	\$18.8101	\$879	\$15.0481
-	-	4,000	\$1,770	\$18.9930	\$1,475	\$15.8275	\$1,180	\$12.6620
-	-	10,000	\$2,909	\$6.0733	\$2,425	\$5.0611	\$1,940	\$4.0488
-	-	20,000	\$3,517	\$17.5838	\$2,931	\$14.6531	\$2,345	\$11.7225
B	Business—Clinic, Outpatient	700	\$2,429	\$17.1434	\$2,024	\$14.2862	\$1,619	\$11.4289
-	-	3,500	\$2,909	\$12.0031	\$2,424	\$10.0026	\$1,939	\$8.0021
-	-	7,000	\$3,329	\$16.2588	\$2,774	\$13.5490	\$2,219	\$10.8392
-	-	14,000	\$4,467	\$13.7230	\$3,723	\$11.4359	\$2,978	\$9.1487
-	-	35,000	\$7,349	\$4.3492	\$6,124	\$3.6243	\$4,899	\$2.8995
-	-	70,000	\$8,871	\$12.6734	\$7,393	\$10.5612	\$5,914	\$8.4489
B	Business—Dry Cleaning	200	\$1,299	\$32.0654	\$1,082	\$26.7212	\$866	\$21.3770
-	-	1,000	\$1,555	\$22.4318	\$1,296	\$18.6931	\$1,037	\$14.9545
-	-	2,000	\$1,780	\$30.4598	\$1,483	\$25.3832	\$1,186	\$20.3066
-	-	4,000	\$2,389	\$25.6586	\$1,991	\$21.3822	\$1,593	\$17.1057

Plan Check Fees by Occupancy Class and Construction Type

Adopted Plan Check Fees								
IBC Class	IBC Occupancy Type	Project Size Threshold	Construction Type IA, IB		Construction Type IIA, IIB, IIIA, IIIB, IV		Construction Type VA, VB	
			Base Cost @ Threshold Size	Cost for Each Additional 100 sf *	Base Cost @ Threshold Size	Cost for Each Additional 100 sf *	Base Cost @ Threshold Size	Cost for Each Additional 100 sf *
-	-	10,000	\$3,928	\$8.1683	\$3,274	\$6.8070	\$2,619	\$5.4456
-	-	20,000	\$4,745	\$23.7256	\$3,954	\$19.7714	\$3,163	\$15.8171
B	Business—Laboratory	500	\$1,347	\$13.2969	\$1,122	\$11.0808	\$898	\$8.8646
-	-	2,500	\$1,613	\$9.3157	\$1,344	\$7.7630	\$1,075	\$6.2104
-	-	5,000	\$1,846	\$12.6454	\$1,538	\$10.5378	\$1,230	\$8.4302
-	-	10,000	\$2,478	\$10.6459	\$2,065	\$8.8716	\$1,652	\$7.0972
-	-	25,000	\$4,075	\$3.3796	\$3,396	\$2.8163	\$2,717	\$2.2531
-	-	50,000	\$4,920	\$9.8394	\$4,100	\$8.1995	\$3,280	\$6.5596
B	Business—Motor Vehicle Showroom	500	\$1,563	\$15.4443	\$1,303	\$12.8702	\$1,042	\$10.2962
-	-	2,500	\$1,872	\$10.8184	\$1,560	\$9.0153	\$1,248	\$7.2123
-	-	5,000	\$2,143	\$14.6687	\$1,786	\$12.2239	\$1,428	\$9.7792
-	-	10,000	\$2,876	\$12.3409	\$2,397	\$10.2840	\$1,917	\$8.2272
-	-	25,000	\$4,727	\$3.9439	\$3,939	\$3.2866	\$3,151	\$2.6293
-	-	50,000	\$5,713	\$11.4263	\$4,761	\$9.5219	\$3,809	\$7.6176
B	Business—Professional Office	1,000	\$2,670	\$13.1917	\$2,225	\$10.9931	\$1,780	\$8.7945
-	-	5,000	\$3,197	\$9.2284	\$2,664	\$7.6903	\$2,131	\$6.1522
-	-	10,000	\$3,659	\$12.5175	\$3,049	\$10.4313	\$2,439	\$8.3450
-	-	20,000	\$4,910	\$10.5482	\$4,092	\$8.7902	\$3,274	\$7.0321
-	-	50,000	\$8,075	\$3.3671	\$6,729	\$2.8059	\$5,383	\$2.2447
-	-	100,000	\$9,758	\$9.7584	\$8,132	\$8.1320	\$6,506	\$6.5056
B	Business—High Rise Office	20,000	\$6,227	\$0.8937	\$5,189	\$0.7448	\$4,151	\$0.5958
-	-	100,000	\$6,942	\$1.1639	\$5,785	\$0.9699	\$4,628	\$0.7760
-	-	200,000	\$8,106	\$0.5820	\$6,755	\$0.4850	\$5,404	\$0.3880
-	-	400,000	\$9,270	\$0.5162	\$7,725	\$0.4301	\$6,180	\$0.3441
-	-	1,000,000	\$12,367	\$0.2598	\$10,306	\$0.2165	\$8,245	\$0.1732
-	-	2,000,000	\$14,965	\$0.7482	\$12,471	\$0.6235	\$9,977	\$0.4988
B	B Occupancy Tenant Improvements	200	\$1,082	\$26.7186	\$902	\$22.2655	\$722	\$17.8124
-	-	1,000	\$1,296	\$18.7061	\$1,080	\$15.5885	\$864	\$12.4708
-	-	2,000	\$1,483	\$25.3936	\$1,236	\$21.1613	\$989	\$16.9291
-	-	4,000	\$1,991	\$21.3770	\$1,659	\$17.8141	\$1,327	\$14.2513
-	-	10,000	\$3,274	\$6.8277	\$2,728	\$5.6898	\$2,182	\$4.5518
-	-	20,000	\$3,956	\$19.7817	\$3,297	\$16.4848	\$2,638	\$13.1878
E	Educational—Group Occupancy	1,000	\$2,092	\$10.3351	\$1,744	\$8.6126	\$1,395	\$6.8901
-	6+ persons, up to the 12th Grade	5,000	\$2,506	\$7.2175	\$2,088	\$6.0145	\$1,671	\$4.8116
-	-	10,000	\$2,867	\$9.8363	\$2,389	\$8.1969	\$1,911	\$6.5575

Plan Check Fees by Occupancy Class and Construction Type

Adopted Plan Check Fees								
IBC Class	IBC Occupancy Type	Project Size Threshold	Construction Type IA, IB		Construction Type IIA, IIB, IIIA, IIIB, IV		Construction Type VA, VB	
			Base Cost @ Threshold Size	Cost for Each Additional 100 sf *	Base Cost @ Threshold Size	Cost for Each Additional 100 sf *	Base Cost @ Threshold Size	Cost for Each Additional 100 sf *
-	-	20,000	\$3,850	\$8.2619	\$3,209	\$6.8849	\$2,567	\$5.5079
-	-	50,000	\$6,329	\$2.6500	\$5,274	\$2.2084	\$4,219	\$1.7667
-	-	100,000	\$7,654	\$7.6539	\$6,378	\$6.3783	\$5,103	\$5.1026
E	Educational—Day Care	500	\$1,635	\$16.1418	\$1,363	\$13.4515	\$1,090	\$10.7612
-	5+ children, older than 2 1/2 yrs	2,500	\$1,958	\$11.3016	\$1,632	\$9.4180	\$1,306	\$7.5344
-	-	5,000	\$2,241	\$15.3546	\$1,867	\$12.7955	\$1,494	\$10.2364
-	-	10,000	\$3,009	\$12.9124	\$2,507	\$10.7604	\$2,006	\$8.6083
-	-	25,000	\$4,945	\$4.1309	\$4,121	\$3.4424	\$3,297	\$2.7540
-	-	50,000	\$5,978	\$11.9563	\$4,982	\$9.9636	\$3,985	\$7.9709
E	E Occupancy Tenant Improvements	1,000	\$1,082	\$5.3468	\$902	\$4.4557	\$722	\$3.5646
-	-	5,000	\$1,296	\$3.7256	\$1,080	\$3.1047	\$864	\$2.4838
-	-	10,000	\$1,482	\$5.0974	\$1,235	\$4.2479	\$988	\$3.3983
-	-	20,000	\$1,992	\$4.2712	\$1,660	\$3.5594	\$1,328	\$2.8475
-	-	50,000	\$3,274	\$1.3718	\$2,728	\$1.1432	\$2,182	\$0.9145
-	-	100,000	\$3,959	\$3.9595	\$3,300	\$3.2996	\$2,640	\$2.6396
F-1	Factory Industrial—Moderate Hazard	4,000	\$2,531	\$1.8114	\$2,109	\$1.5095	\$1,687	\$1.2076
-	-	20,000	\$2,821	\$2.3819	\$2,351	\$1.9849	\$1,881	\$1.5879
-	-	40,000	\$3,297	\$1.1847	\$2,748	\$0.9873	\$2,198	\$0.7898
-	-	80,000	\$3,771	\$1.0351	\$3,143	\$0.8626	\$2,514	\$0.6900
-	-	200,000	\$5,013	\$0.5362	\$4,178	\$0.4469	\$3,342	\$0.3575
-	-	400,000	\$6,086	\$1.5214	\$5,071	\$1.2679	\$4,057	\$1.0143
F-2	Factory Industrial—Low Hazard	3,000	\$2,189	\$3.6048	\$1,824	\$3.0040	\$1,459	\$2.4032
-	-	15,000	\$2,621	\$2.5097	\$2,184	\$2.0915	\$1,747	\$1.6732
-	-	30,000	\$2,998	\$3.4139	\$2,498	\$2.8449	\$1,998	\$2.2759
-	-	60,000	\$4,022	\$2.8839	\$3,352	\$2.4032	\$2,681	\$1.9226
-	-	150,000	\$6,617	\$0.9197	\$5,514	\$0.7664	\$4,412	\$0.6131
-	-	300,000	\$7,997	\$2.6656	\$6,664	\$2.2214	\$5,331	\$1.7771
F	F Occupancy Tenant Improvements	2,000	\$1,039	\$2.5690	\$866	\$2.1408	\$693	\$1.7127
-	-	10,000	\$1,245	\$1.7958	\$1,037	\$1.4965	\$830	\$1.1972
-	-	20,000	\$1,424	\$2.4318	\$1,187	\$2.0265	\$949	\$1.6212
-	-	40,000	\$1,911	\$2.0535	\$1,592	\$1.7113	\$1,274	\$1.3690
-	-	100,000	\$3,143	\$0.6485	\$2,619	\$0.5404	\$2,095	\$0.4323
-	-	200,000	\$3,791	\$1.8956	\$3,159	\$1.5796	\$2,527	\$1.2637
H-1	High Hazard Group H-1	1,000	\$2,181	\$10.7612	\$1,817	\$8.9677	\$1,454	\$7.1742
-	Pose a detonation hazard	5,000	\$2,611	\$7.5344	\$2,176	\$6.2787	\$1,741	\$5.0229

Plan Check Fees by Occupancy Class and Construction Type

			Adopted Plan Check Fees					
IBC Class	IBC Occupancy Type	Project Size Threshold	Construction Type IA, IB		Construction Type IIA, IIB, IIIA, IIIB, IV		Construction Type VA, VB	
			Base Cost @ Threshold Size	Cost for Each Additional 100 sf *	Base Cost @ Threshold Size	Cost for Each Additional 100 sf *	Base Cost @ Threshold Size	Cost for Each Additional 100 sf *
-	-	10,000	\$2,988	\$10.2364	\$2,490	\$8.5303	\$1,992	\$6.8243
-	-	20,000	\$4,011	\$8.6083	\$3,343	\$7.1736	\$2,674	\$5.7389
-	-	50,000	\$6,594	\$2.7540	\$5,495	\$2.2950	\$4,396	\$1.8360
-	-	100,000	\$7,971	\$7.9709	\$6,642	\$6.6424	\$5,314	\$5.3139
H-2	High Hazard Group H-2	2,000	\$2,309	\$5.6991	\$1,924	\$4.7493	\$1,539	\$3.7994
-	Pose a deflagration hazard	10,000	\$2,765	\$4.0031	\$2,304	\$3.3359	\$1,843	\$2.6687
-	-	20,000	\$3,165	\$5.3998	\$2,638	\$4.4999	\$2,110	\$3.5999
-	-	40,000	\$4,245	\$4.5643	\$3,538	\$3.8036	\$2,830	\$3.0429
-	-	100,000	\$6,984	\$1.4466	\$5,820	\$1.2055	\$4,656	\$0.9644
-	-	200,000	\$8,430	\$4.2151	\$7,025	\$3.5126	\$5,620	\$2.8101
H-3	High Hazard Group H-3	800	\$2,357	\$14.5557	\$1,964	\$12.1298	\$1,571	\$9.7038
-	Readily support combustion	4,000	\$2,823	\$10.1793	\$2,352	\$8.4827	\$1,882	\$6.7862
-	-	8,000	\$3,230	\$13.8114	\$2,692	\$11.5095	\$2,153	\$9.2076
-	-	16,000	\$4,335	\$11.6342	\$3,612	\$9.6951	\$2,890	\$7.7561
-	-	40,000	\$7,127	\$3.7256	\$5,939	\$3.1047	\$4,751	\$2.4838
-	-	80,000	\$8,617	\$10.7716	\$7,181	\$8.9763	\$5,745	\$7.1811
H-4	High Hazard Group H-4	1,000	\$2,617	\$12.9135	\$2,181	\$10.7612	\$1,744	\$8.6090
-	Pose health hazards	5,000	\$3,133	\$9.0413	\$2,611	\$7.5344	\$2,089	\$6.0275
-	-	10,000	\$3,585	\$12.2837	\$2,988	\$10.2364	\$2,390	\$8.1891
-	-	20,000	\$4,814	\$10.3299	\$4,011	\$8.6083	\$3,209	\$6.8866
-	-	50,000	\$7,913	\$3.3048	\$6,594	\$2.7540	\$5,275	\$2.2032
-	-	100,000	\$9,565	\$9.5651	\$7,971	\$7.9709	\$6,377	\$6.3767
H-5	High Hazard Group H-5	1,000	\$2,617	\$12.9135	\$2,181	\$10.7612	\$1,744	\$8.6090
-	Semiconductor Fabrication, R&D	5,000	\$3,133	\$9.0413	\$2,611	\$7.5344	\$2,089	\$6.0275
-	-	10,000	\$3,585	\$12.2837	\$2,988	\$10.2364	\$2,390	\$8.1891
-	-	20,000	\$4,814	\$10.3299	\$4,011	\$8.6083	\$3,209	\$6.8866
-	-	50,000	\$7,913	\$3.3048	\$6,594	\$2.7540	\$5,275	\$2.2032
-	-	100,000	\$9,565	\$9.5651	\$7,971	\$7.9709	\$6,377	\$6.3767
H	H Occupancy Tenant Improvements	1,000	\$1,193	\$5.8893	\$994	\$4.9078	\$795	\$3.9262
-	-	5,000	\$1,429	\$4.1278	\$1,190	\$3.4399	\$952	\$2.7519
-	-	10,000	\$1,635	\$5.5994	\$1,362	\$4.6661	\$1,090	\$3.7329
-	-	20,000	\$2,195	\$4.7181	\$1,829	\$3.9318	\$1,463	\$3.1454
-	-	50,000	\$3,610	\$1.5090	\$3,009	\$1.2575	\$2,407	\$1.0060
-	-	100,000	\$4,365	\$4.3648	\$3,637	\$3.6373	\$2,910	\$2.9098
I-1	Institutional—7+ persons, ambulatory	2,000	\$3,194	\$7.8846	\$2,662	\$6.5705	\$2,129	\$5.2564

Plan Check Fees by Occupancy Class and Construction Type

Adopted Plan Check Fees								
IBC Class	IBC Occupancy Type	Project Size Threshold	Construction Type IA, IB		Construction Type IIA, IIB, IIIA, IIIB, IV		Construction Type VA, VB	
			Base Cost @ Threshold Size	Cost for Each Additional 100 sf *	Base Cost @ Threshold Size	Cost for Each Additional 100 sf *	Base Cost @ Threshold Size	Cost for Each Additional 100 sf *
-	-	10,000	\$3,825	\$5.5245	\$3,187	\$4.6038	\$2,550	\$3.6830
-	-	20,000	\$4,377	\$7.4949	\$3,648	\$6.2458	\$2,918	\$4.9966
-	-	40,000	\$5,876	\$6.3144	\$4,897	\$5.2620	\$3,917	\$4.2096
-	-	100,000	\$9,665	\$2.0078	\$8,054	\$1.6732	\$6,443	\$1.3385
-	-	200,000	\$11,673	\$5.8363	\$9,727	\$4.8636	\$7,782	\$3.8909
I-2	Institutional—6+ persons, non-ambulatory	2,000	\$3,993	\$9.8558	\$3,327	\$8.2132	\$2,662	\$6.5705
-	-	10,000	\$4,781	\$6.9057	\$3,984	\$5.7547	\$3,187	\$4.6038
-	-	20,000	\$5,472	\$9.3687	\$4,560	\$7.8072	\$3,648	\$6.2458
-	-	40,000	\$7,345	\$7.8930	\$6,121	\$6.5775	\$4,897	\$5.2620
-	-	100,000	\$12,081	\$2.5097	\$10,068	\$2.0915	\$8,054	\$1.6732
-	-	200,000	\$14,591	\$7.2954	\$12,159	\$6.0795	\$9,727	\$4.8636
I-3	Institutional—6+ persons, restrained	2,000	\$3,896	\$9.6181	\$3,247	\$8.0151	\$2,597	\$6.4120
-	-	10,000	\$4,666	\$6.7498	\$3,888	\$5.6248	\$3,110	\$4.4999
-	-	20,000	\$5,341	\$9.1192	\$4,451	\$7.5994	\$3,560	\$6.0795
-	-	40,000	\$7,164	\$7.7007	\$5,970	\$6.4172	\$4,776	\$5.1338
-	-	100,000	\$11,785	\$2.4630	\$9,821	\$2.0525	\$7,857	\$1.6420
-	-	200,000	\$14,248	\$7.1239	\$11,873	\$5.9366	\$9,499	\$4.7493
I-4	Institutional—6+ persons, day care	1,000	\$2,934	\$14.4856	\$2,445	\$12.0713	\$1,956	\$9.6570
-	-	5,000	\$3,514	\$10.1325	\$2,928	\$8.4437	\$2,342	\$6.7550
-	-	10,000	\$4,020	\$13.7646	\$3,350	\$11.4705	\$2,680	\$9.1764
-	-	20,000	\$5,397	\$11.6030	\$4,497	\$9.6692	\$3,598	\$7.7353
-	-	50,000	\$8,878	\$3.6945	\$7,398	\$3.0787	\$5,918	\$2.4630
-	-	100,000	\$10,725	\$10.7249	\$8,937	\$8.9374	\$7,150	\$7.1499
I	I Occupancy Tenant Improvements	1,000	\$1,193	\$5.8893	\$994	\$4.9078	\$795	\$3.9262
-	-	5,000	\$1,429	\$4.1278	\$1,190	\$3.4399	\$952	\$2.7519
-	-	10,000	\$1,635	\$5.5994	\$1,362	\$4.6661	\$1,090	\$3.7329
-	-	20,000	\$2,195	\$4.7181	\$1,829	\$3.9318	\$1,463	\$3.1454
-	-	50,000	\$3,610	\$1.5090	\$3,009	\$1.2575	\$2,407	\$1.0060
-	-	100,000	\$4,365	\$4.3648	\$3,637	\$3.6373	\$2,910	\$2.9098
L	Labs (California ONLY)	2,000	\$3,463	\$8.5549	\$2,886	\$7.1291	\$2,309	\$5.7033
-	-	10,000	\$4,148	\$5.9860	\$3,456	\$4.9883	\$2,765	\$3.9906
-	-	20,000	\$4,746	\$8.1185	\$3,955	\$6.7654	\$3,164	\$5.4123
-	-	40,000	\$6,370	\$6.8423	\$5,308	\$5.7019	\$4,247	\$4.5615
-	-	100,000	\$10,475	\$2.1699	\$8,730	\$1.8083	\$6,984	\$1.4466
-	-	200,000	\$12,645	\$6.3227	\$10,538	\$5.2689	\$8,430	\$4.2151

Plan Check Fees by Occupancy Class and Construction Type

Adopted Plan Check Fees								
IBC Class	IBC Occupancy Type	Project Size Threshold	Construction Type IA, IB		Construction Type IIA, IIB, IIIA, IIIB, IV		Construction Type VA, VB	
			Base Cost @ Threshold Size	Cost for Each Additional 100 sf *	Base Cost @ Threshold Size	Cost for Each Additional 100 sf *	Base Cost @ Threshold Size	Cost for Each Additional 100 sf *
M	Mercantile—Department & Drug Store	1,650	\$3,054	\$9.1387	\$2,545	\$7.6156	\$2,036	\$6.0925
-	-	8,250	\$3,658	\$6.3913	\$3,048	\$5.3261	\$2,438	\$4.2608
-	-	16,500	\$4,185	\$8.6828	\$3,487	\$7.2356	\$2,790	\$5.7885
-	-	33,000	\$5,617	\$7.3058	\$4,681	\$6.0882	\$3,745	\$4.8705
-	-	82,500	\$9,234	\$2.3383	\$7,695	\$1.9486	\$6,156	\$1.5588
-	-	165,000	\$11,163	\$6.7654	\$9,302	\$5.6378	\$7,442	\$4.5103
M	Mercantile—Market	2,000	\$2,790	\$6.8862	\$2,325	\$5.7385	\$1,860	\$4.5908
-	-	10,000	\$3,341	\$4.8168	\$2,784	\$4.0140	\$2,227	\$3.2112
-	-	20,000	\$3,822	\$6.5471	\$3,185	\$5.4560	\$2,548	\$4.3648
-	-	40,000	\$5,132	\$5.5027	\$4,276	\$4.5856	\$3,421	\$3.6685
-	-	100,000	\$8,433	\$1.7615	\$7,028	\$1.4679	\$5,622	\$1.1743
-	-	200,000	\$10,195	\$5.0974	\$8,496	\$4.2479	\$6,797	\$3.3983
M	Mercantile—Motor fuel-dispensing	400	\$2,140	\$26.4302	\$1,784	\$22.0252	\$1,427	\$17.6201
-	-	2,000	\$2,563	\$18.4879	\$2,136	\$15.4066	\$1,709	\$12.3253
-	-	4,000	\$2,933	\$25.0974	\$2,444	\$20.9145	\$1,955	\$16.7316
-	-	8,000	\$3,937	\$21.1535	\$3,281	\$17.6279	\$2,625	\$14.1024
-	-	20,000	\$6,475	\$6.7186	\$5,396	\$5.5989	\$4,317	\$4.4791
-	-	40,000	\$7,819	\$19.5479	\$6,516	\$16.2899	\$5,213	\$13.0319
M	Mercantile—Retail or wholesale store	1,000	\$5,459	\$26.9602	\$4,549	\$22.4669	\$3,640	\$17.9735
-	-	5,000	\$6,538	\$18.8620	\$5,448	\$15.7184	\$4,359	\$12.5747
-	-	10,000	\$7,481	\$25.6118	\$6,234	\$21.3432	\$4,987	\$17.0745
-	-	20,000	\$10,042	\$21.5796	\$8,368	\$17.9830	\$6,695	\$14.3864
-	-	50,000	\$16,516	\$6.8745	\$13,763	\$5.7288	\$11,011	\$4.5830
-	-	100,000	\$19,953	\$19.9532	\$16,628	\$16.6277	\$13,302	\$13.3021
M	M Occupancy Tenant Improvements	300	\$1,443	\$23.7451	\$1,203	\$19.7876	\$962	\$15.8301
-	-	1,500	\$1,728	\$16.6485	\$1,440	\$13.8737	\$1,152	\$11.0990
-	-	3,000	\$1,978	\$22.5565	\$1,648	\$18.7971	\$1,318	\$15.0377
-	-	6,000	\$2,654	\$19.0127	\$2,212	\$15.8439	\$1,770	\$12.6751
-	-	15,000	\$4,366	\$6.0639	\$3,638	\$5.0533	\$2,910	\$4.0426
-	-	30,000	\$5,275	\$17.5838	\$4,396	\$14.6531	\$3,517	\$11.7225
R-1	Residential—Transient	2,000	\$3,704	\$9.1387	\$3,087	\$7.6156	\$2,469	\$6.0925
-	Boarding Houses, Hotels, Motels	10,000	\$4,435	\$6.4069	\$3,696	\$5.3390	\$2,957	\$4.2712
-	-	20,000	\$5,076	\$8.6984	\$4,230	\$7.2486	\$3,384	\$5.7989
-	-	40,000	\$6,815	\$7.3214	\$5,679	\$6.1011	\$4,544	\$4.8809
-	-	100,000	\$11,208	\$2.3227	\$9,340	\$1.9356	\$7,472	\$1.5485

Plan Check Fees by Occupancy Class and Construction Type

Adopted Plan Check Fees								
IBC Class	IBC Occupancy Type	Project Size Threshold	Construction Type IA, IB		Construction Type IIA, IIB, IIIA, IIIB, IV		Construction Type VA, VB	
			Base Cost @ Threshold Size	Cost for Each Additional 100 sf *	Base Cost @ Threshold Size	Cost for Each Additional 100 sf *	Base Cost @ Threshold Size	Cost for Each Additional 100 sf *
-	-	200,000	\$13,531	\$6.7654	\$11,276	\$5.6378	\$9,021	\$4.5103
R-1	Residential—Transient, Phased Permit	2,000	\$58	\$0.1372	\$48	\$0.1143	\$38	\$0.0915
-	Boarding Houses, Hotels, Motels	10,000	\$69	\$0.1122	\$57	\$0.0935	\$46	\$0.0748
-	-	20,000	\$80	\$0.1247	\$67	\$0.1039	\$53	\$0.0831
-	-	40,000	\$105	\$0.1164	\$87	\$0.0970	\$70	\$0.0776
-	-	100,000	\$175	\$0.0249	\$145	\$0.0208	\$116	\$0.0166
-	-	200,000	\$200	\$0.0998	\$166	\$0.0831	\$133	\$0.0665
R-2	Residential—Permanent, 2+ Dwellings	1,250	\$2,573	\$10.1637	\$2,145	\$8.4697	\$1,716	\$6.7758
-	Apartment, Dormitory, Timeshare	6,250	\$3,082	\$7.1239	\$2,568	\$5.9366	\$2,054	\$4.7493
-	-	12,500	\$3,527	\$9.6648	\$2,939	\$8.0540	\$2,351	\$6.4432
-	-	25,000	\$4,735	\$8.1320	\$3,946	\$6.7766	\$3,157	\$5.4213
-	-	62,500	\$7,784	\$2.6033	\$6,487	\$2.1694	\$5,190	\$1.7355
-	-	125,000	\$9,412	\$7.5292	\$7,843	\$6.2744	\$6,274	\$5.0195
R-2	Residential—Permanent, 2+, Phased	1,500	\$58	\$0.1902	\$48	\$0.1585	\$39	\$0.1268
-	Apartment, Dormitory, Timeshare	7,500	\$69	\$0.1247	\$58	\$0.1039	\$46	\$0.0831
-	-	15,000	\$79	\$0.1746	\$65	\$0.1455	\$52	\$0.1164
-	-	30,000	\$105	\$0.1621	\$87	\$0.1351	\$70	\$0.1081
-	-	75,000	\$178	\$0.0374	\$148	\$0.0312	\$118	\$0.0249
-	-	150,000	\$206	\$0.1372	\$171	\$0.1143	\$137	\$0.0915
R-3	Dwellings—Custom Homes	1,500	\$1,384	\$26.3835	\$1,154	\$21.9862	\$923	\$17.5890
-	-	2,500	\$1,648	\$26.3679	\$1,373	\$21.9732	\$1,099	\$17.5786
-	-	3,500	\$1,912	\$26.3523	\$1,593	\$21.9602	\$1,275	\$17.5682
-	-	4,500	\$2,175	\$13.1800	\$1,813	\$10.9834	\$1,450	\$8.7867
-	-	6,500	\$2,439	\$11.2883	\$2,032	\$9.4069	\$1,626	\$7.5255
-	-	10,000	\$2,834	\$28.3398	\$2,362	\$23.6165	\$1,889	\$18.8932
R-3	Dwellings—Models, First Master Plan	1,000	\$1,301	\$41.3250	\$1,084	\$34.4375	\$867	\$27.5500
-	-	1,600	\$1,549	\$27.5379	\$1,291	\$22.9482	\$1,033	\$18.3586
-	-	2,500	\$1,797	\$49.5245	\$1,497	\$41.2704	\$1,198	\$33.0163
-	-	3,000	\$2,045	\$24.8168	\$1,704	\$20.6807	\$1,363	\$16.5445
-	-	4,000	\$2,293	\$14.8433	\$1,911	\$12.3694	\$1,528	\$9.8955
-	-	6,500	\$2,664	\$40.9820	\$2,220	\$34.1517	\$1,776	\$27.3214
R-3	Dwellings—Production Phase	1,000	\$443	\$14.0400	\$369	\$11.7000	\$295	\$9.3600
-	of Master Plan (repeats)	1,600	\$527	\$9.3981	\$439	\$7.8318	\$352	\$6.2654
-	-	2,500	\$612	\$16.8043	\$510	\$14.0036	\$408	\$11.2029
-	-	3,000	\$696	\$8.4801	\$580	\$7.0668	\$464	\$5.6534

Plan Check Fees by Occupancy Class and Construction Type

			Adopted Plan Check Fees					
IBC Class	IBC Occupancy Type	Project Size Threshold	Construction Type IA, IB		Construction Type IIA, IIB, IIIA, IIIB, IV		Construction Type VA, VB	
			Base Cost @ Threshold Size	Cost for Each Additional 100 sf *	Base Cost @ Threshold Size	Cost for Each Additional 100 sf *	Base Cost @ Threshold Size	Cost for Each Additional 100 sf *
-	-	4,000	\$781	\$5.0475	\$651	\$4.2063	\$520	\$3.3650
-	-	6,500	\$907	\$13.9517	\$756	\$11.6264	\$605	\$9.3011
R-3	Dwellings—Alternate Materials	1,500	\$1,827	\$34.8246	\$1,523	\$29.0205	\$1,218	\$23.2164
-	-	2,500	\$2,175	\$34.8012	\$1,813	\$29.0010	\$1,450	\$23.2008
-	-	3,500	\$2,523	\$34.7778	\$2,103	\$28.9815	\$1,682	\$23.1852
-	-	4,500	\$2,871	\$17.3967	\$2,393	\$14.4973	\$1,914	\$11.5978
-	-	6,500	\$3,219	\$14.9181	\$2,683	\$12.4318	\$2,146	\$9.9454
-	-	10,000	\$3,741	\$37.4123	\$3,118	\$31.1769	\$2,494	\$24.9415
R-3	Dwellings—Hillside - Custom Homes	1,500	\$1,671	\$31.8004	\$1,392	\$26.5004	\$1,114	\$21.2003
-	-	2,500	\$1,989	\$31.8628	\$1,657	\$26.5523	\$1,326	\$21.2419
-	-	3,500	\$2,307	\$31.7615	\$1,923	\$26.4679	\$1,538	\$21.1743
-	-	4,500	\$2,625	\$15.9275	\$2,187	\$13.2729	\$1,750	\$10.6183
-	-	6,500	\$2,943	\$13.6176	\$2,453	\$11.3480	\$1,962	\$9.0784
-	-	10,000	\$3,420	\$34.2011	\$2,850	\$28.5009	\$2,280	\$22.8007
R-3	Dwellings—Hillside - Models, First Master Plan	1,500	\$1,671	\$31.8004	\$1,392	\$26.5004	\$1,114	\$21.2003
-	-	2,500	\$1,989	\$31.8628	\$1,657	\$26.5523	\$1,326	\$21.2419
-	-	3,500	\$2,307	\$31.7615	\$1,923	\$26.4679	\$1,538	\$21.1743
-	-	4,500	\$2,625	\$15.9275	\$2,187	\$13.2729	\$1,750	\$10.6183
-	-	6,500	\$2,943	\$13.6176	\$2,453	\$11.3480	\$1,962	\$9.0784
-	-	10,000	\$3,420	\$34.2011	\$2,850	\$28.5009	\$2,280	\$22.8007
R-3	Dwellings—Hillside - Production Phase of Master Plan (repeats)	1,500	\$573	\$10.9119	\$477	\$9.0933	\$382	\$7.2746
-	-	2,500	\$682	\$10.9119	\$568	\$9.0933	\$455	\$7.2746
-	-	3,500	\$791	\$10.8885	\$659	\$9.0738	\$527	\$7.2590
-	-	4,500	\$900	\$5.4599	\$750	\$4.5499	\$600	\$3.6399
-	-	6,500	\$1,009	\$4.6587	\$841	\$3.8823	\$673	\$3.1058
-	-	10,000	\$1,172	\$11.7225	\$977	\$9.7688	\$782	\$7.8150
R-3	Dwellings—Hillside - Alternate Materials	1,500	\$1,480	\$28.1839	\$1,233	\$23.4866	\$986	\$18.7893
-	-	2,500	\$1,761	\$28.1761	\$1,468	\$23.4801	\$1,174	\$18.7841
-	-	3,500	\$2,043	\$28.2151	\$1,703	\$23.5126	\$1,362	\$18.8101
-	-	4,500	\$2,325	\$14.0842	\$1,938	\$11.7368	\$1,550	\$9.3894
-	-	6,500	\$2,607	\$12.0944	\$2,173	\$10.0787	\$1,738	\$8.0629
-	-	10,000	\$3,030	\$30.3039	\$2,525	\$25.2533	\$2,020	\$20.2026
R-4	Residential—Assisted Living (6-16 persons)	1,500	\$2,934	\$9.6531	\$2,445	\$8.0443	\$1,956	\$6.4354
-	-	7,500	\$3,513	\$6.7810	\$2,928	\$5.6508	\$2,342	\$4.5207
-	-	15,000	\$4,022	\$9.1660	\$3,352	\$7.6383	\$2,681	\$6.1107

Plan Check Fees by Occupancy Class and Construction Type

Adopted Plan Check Fees								
IBC Class	IBC Occupancy Type	Project Size Threshold	Construction Type IA, IB		Construction Type IIA, IIB, IIIA, IIIB, IV		Construction Type VA, VB	
			Base Cost @ Threshold Size	Cost for Each Additional 100 sf *	Base Cost @ Threshold Size	Cost for Each Additional 100 sf *	Base Cost @ Threshold Size	Cost for Each Additional 100 sf *
-	-	30,000	\$5,397	\$7.7267	\$4,497	\$6.4389	\$3,598	\$5.1511
-	-	75,000	\$8,874	\$2.4786	\$7,395	\$2.0655	\$5,916	\$1.6524
-	-	150,000	\$10,733	\$7.1551	\$8,944	\$5.9626	\$7,155	\$4.7701
R	R Occupancy Tenant Improvements	1,000	\$1,106	\$5.4676	\$922	\$4.5564	\$738	\$3.6451
-	-	5,000	\$1,325	\$3.8348	\$1,104	\$3.1956	\$883	\$2.5565
-	-	10,000	\$1,517	\$5.1910	\$1,264	\$4.3258	\$1,011	\$3.4606
-	-	20,000	\$2,036	\$4.3596	\$1,697	\$3.6330	\$1,357	\$2.9064
-	-	50,000	\$3,344	\$1.3874	\$2,786	\$1.1561	\$2,229	\$0.9249
-	-	100,000	\$4,037	\$4.0374	\$3,365	\$3.3645	\$2,692	\$2.6916
S-1	Storage—Moderate Hazard	1,000	\$981	\$4.8542	\$818	\$4.0452	\$654	\$3.2362
-	-	5,000	\$1,175	\$3.3796	\$979	\$2.8163	\$784	\$2.2531
-	-	10,000	\$1,344	\$4.6142	\$1,120	\$3.8452	\$896	\$3.0761
-	-	20,000	\$1,806	\$3.8742	\$1,505	\$3.2285	\$1,204	\$2.5828
-	-	50,000	\$2,968	\$1.2471	\$2,473	\$1.0392	\$1,979	\$0.8314
-	-	100,000	\$3,592	\$3.5916	\$2,993	\$2.9930	\$2,394	\$2.3944
S-1	Storage—Moderate Hazard, Repair Garage	500	\$1,039	\$10.2634	\$866	\$8.5529	\$693	\$6.8423
-	Motor Vehicles (not High Hazard)	2,500	\$1,244	\$7.1707	\$1,037	\$5.9756	\$830	\$4.7805
-	-	5,000	\$1,424	\$9.7646	\$1,186	\$8.1372	\$949	\$6.5097
-	-	10,000	\$1,912	\$8.2058	\$1,593	\$6.8381	\$1,275	\$5.4705
-	-	25,000	\$3,143	\$2.6189	\$2,619	\$2.1824	\$2,095	\$1.7459
-	-	50,000	\$3,797	\$7.5947	\$3,164	\$6.3289	\$2,532	\$5.0631
S-2	Storage—Low Hazard	500	\$1,780	\$17.5799	\$1,483	\$14.6499	\$1,186	\$11.7199
-	-	2,500	\$2,131	\$12.2993	\$1,776	\$10.2494	\$1,421	\$8.1995
-	-	5,000	\$2,439	\$16.6952	\$2,032	\$13.9127	\$1,626	\$11.1302
-	-	10,000	\$3,274	\$14.0556	\$2,728	\$11.7130	\$2,182	\$9.3704
-	-	25,000	\$5,382	\$4.4739	\$4,485	\$3.7282	\$3,588	\$2.9826
-	-	50,000	\$6,500	\$13.0008	\$5,417	\$10.8340	\$4,334	\$8.6672
S-2	Storage—Low Hazard, Aircraft Hangar	1,000	\$1,780	\$8.7802	\$1,483	\$7.3168	\$1,186	\$5.8535
-	-	5,000	\$2,131	\$6.1730	\$1,776	\$5.1442	\$1,421	\$4.1154
-	-	10,000	\$2,440	\$8.3398	\$2,033	\$6.9499	\$1,626	\$5.5599
-	-	20,000	\$3,274	\$7.0408	\$2,728	\$5.8673	\$2,182	\$4.6939
-	-	50,000	\$5,386	\$2.2291	\$4,488	\$1.8576	\$3,591	\$1.4861
-	-	100,000	\$6,500	\$6.5004	\$5,417	\$5.4170	\$4,334	\$4.3336
S-2	Storage—Low Hazard, Parking Garages	1,000	\$1,424	\$7.0242	\$1,186	\$5.8535	\$949	\$4.6828
-	Open or Enclosed	5,000	\$1,705	\$4.9384	\$1,421	\$4.1154	\$1,137	\$3.2923

Plan Check Fees by Occupancy Class and Construction Type

Adopted Plan Check Fees								
IBC Class	IBC Occupancy Type	Project Size Threshold	Construction Type IA, IB		Construction Type IIA, IIB, IIIA, IIIB, IV		Construction Type VA, VB	
			Base Cost @ Threshold Size	Cost for Each Additional 100 sf *	Base Cost @ Threshold Size	Cost for Each Additional 100 sf *	Base Cost @ Threshold Size	Cost for Each Additional 100 sf *
-	-	10,000	\$1,952	\$6.6719	\$1,626	\$5.5599	\$1,301	\$4.4479
-	-	20,000	\$2,619	\$5.6326	\$2,182	\$4.6939	\$1,746	\$3.7551
-	-	50,000	\$4,309	\$1.7833	\$3,591	\$1.4861	\$2,872	\$1.1889
-	-	100,000	\$5,200	\$5.2003	\$4,334	\$4.3336	\$3,467	\$3.4669
S	S Occupancy Tenant Improvements	1,000	\$914	\$4.5090	\$762	\$3.7575	\$609	\$3.0060
-	-	5,000	\$1,094	\$3.1489	\$912	\$2.6241	\$730	\$2.0992
-	-	10,000	\$1,252	\$4.2868	\$1,043	\$3.5724	\$835	\$2.8579
-	-	20,000	\$1,680	\$3.6217	\$1,400	\$3.0181	\$1,120	\$2.4145
-	-	50,000	\$2,767	\$1.1380	\$2,306	\$0.9483	\$1,845	\$0.7586
-	-	100,000	\$3,336	\$3.3359	\$2,780	\$2.7799	\$2,224	\$2.2240
U	Accessory—Agricultural Building	600	\$1,106	\$9.1076	\$922	\$7.5896	\$738	\$6.0717
-	-	3,000	\$1,325	\$6.3757	\$1,104	\$5.3131	\$883	\$4.2505
-	-	6,000	\$1,516	\$8.6516	\$1,263	\$7.2097	\$1,011	\$5.7677
-	-	12,000	\$2,035	\$7.2954	\$1,696	\$6.0795	\$1,357	\$4.8636
-	-	30,000	\$3,348	\$2.3071	\$2,790	\$1.9226	\$2,232	\$1.5381
-	-	60,000	\$4,041	\$6.7342	\$3,367	\$5.6118	\$2,694	\$4.4895
U	Accessory—Barn or Shed	200	\$722	\$17.8176	\$601	\$14.8480	\$481	\$11.8784
-	-	1,000	\$864	\$12.4552	\$720	\$10.3793	\$576	\$8.3034
-	-	2,000	\$989	\$16.9446	\$824	\$14.1205	\$659	\$11.2964
-	-	4,000	\$1,328	\$14.2478	\$1,106	\$11.8732	\$885	\$9.4986
-	-	10,000	\$2,182	\$4.5518	\$1,819	\$3.7932	\$1,455	\$3.0346
-	-	20,000	\$2,638	\$13.1878	\$2,198	\$10.9899	\$1,758	\$8.7919
U	Accessory—Private Garage	200	\$433	\$10.6937	\$361	\$8.9114	\$289	\$7.1291
-	-	1,000	\$518	\$7.4825	\$432	\$6.2354	\$346	\$4.9883
-	-	2,000	\$593	\$10.1481	\$494	\$8.4567	\$396	\$6.7654
-	-	4,000	\$796	\$8.5529	\$664	\$7.1274	\$531	\$5.7019
-	-	10,000	\$1,309	\$2.7124	\$1,091	\$2.2603	\$873	\$1.8083
-	-	20,000	\$1,581	\$7.9033	\$1,317	\$6.5861	\$1,054	\$5.2689
U	Accessory—Other	1,000	\$914	\$4.5090	\$762	\$3.7575	\$609	\$3.0060
-	-	5,000	\$1,094	\$3.1489	\$912	\$2.6241	\$730	\$2.0992
-	-	10,000	\$1,252	\$4.2868	\$1,043	\$3.5724	\$835	\$2.8579
-	-	20,000	\$1,680	\$3.6217	\$1,400	\$3.0181	\$1,120	\$2.4145
-	-	50,000	\$2,767	\$1.1380	\$2,306	\$0.9483	\$1,845	\$0.7586
-	-	100,000	\$3,336	\$3.3359	\$2,780	\$2.7799	\$2,224	\$2.2240
-	Other Tenant Improvements	1,000	\$1,202	\$5.9470	\$1,002	\$4.9558	\$802	\$3.9647

Plan Check Fees by Occupancy Class and Construction Type

Adopted Plan Check Fees								
IBC Class	IBC Occupancy Type	Project Size Threshold	Construction Type IA, IB		Construction Type IIA, IIB, IIIA, IIIB, IV		Construction Type VA, VB	
			Base Cost @ Threshold Size	Cost for Each Additional 100 sf *	Base Cost @ Threshold Size	Cost for Each Additional 100 sf *	Base Cost @ Threshold Size	Cost for Each Additional 100 sf *
-	-	5,000	\$1,440	\$4.1465	\$1,200	\$3.4554	\$960	\$2.7644
-	-	10,000	\$1,648	\$5.6586	\$1,373	\$4.7155	\$1,098	\$3.7724
-	-	20,000	\$2,214	\$4.7545	\$1,845	\$3.9621	\$1,476	\$3.1697
-	-	50,000	\$3,640	\$1.5121	\$3,033	\$1.2601	\$2,427	\$1.0081
-	-	100,000	\$4,396	\$4.3959	\$3,663	\$3.6633	\$2,931	\$2.9306
R-3	Residential Room Addition	50	\$962	\$95.0038	\$802	\$79.1698	\$641	\$63.3359
-	-	250	\$1,152	\$66.5159	\$960	\$55.4299	\$768	\$44.3439
-	-	500	\$1,318	\$90.2571	\$1,099	\$75.2143	\$879	\$60.1714
-	-	1,000	\$1,770	\$76.0249	\$1,475	\$63.3541	\$1,180	\$50.6832
-	-	2,500	\$2,910	\$24.2089	\$2,425	\$20.1741	\$1,940	\$16.1392
-	-	5,000	\$3,515	\$70.3039	\$2,929	\$58.5866	\$2,343	\$46.8693
-	New Type 2	1,000	\$58	\$0.2868	\$48	\$0.2390	\$38	\$0.1912
-	-	5,000	\$69	\$0.1871	\$58	\$0.1559	\$46	\$0.1247
-	-	10,000	\$79	\$0.2868	\$65	\$0.2390	\$52	\$0.1912
-	-	20,000	\$107	\$0.2245	\$89	\$0.1871	\$71	\$0.1496
-	-	50,000	\$175	\$0.0748	\$145	\$0.0624	\$116	\$0.0499
-	-	100,000	\$212	\$0.2120	\$177	\$0.1767	\$141	\$0.1413
-	New Type 3	1,000	\$72	\$0.3585	\$60	\$0.2988	\$48	\$0.2390
-	-	5,000	\$87	\$0.2338	\$72	\$0.1949	\$58	\$0.1559
-	-	10,000	\$98	\$0.3585	\$82	\$0.2988	\$65	\$0.2390
-	-	20,000	\$134	\$0.2806	\$112	\$0.2338	\$89	\$0.1871
-	-	50,000	\$218	\$0.0935	\$182	\$0.0779	\$145	\$0.0624
-	-	100,000	\$265	\$0.2650	\$221	\$0.2208	\$177	\$0.1767
-	New Type 4	1,000	\$48	\$0.2390	\$40	\$0.1992	\$32	\$0.1593
-	-	5,000	\$58	\$0.1559	\$48	\$0.1299	\$38	\$0.1039
-	-	10,000	\$65	\$0.2390	\$55	\$0.1992	\$44	\$0.1593
-	-	20,000	\$89	\$0.1871	\$74	\$0.1559	\$60	\$0.1247
-	-	50,000	\$145	\$0.0624	\$121	\$0.0520	\$97	\$0.0416
-	-	100,000	\$177	\$0.1767	\$147	\$0.1472	\$118	\$0.1178
-	New Type 5	1,000	\$58	\$0.2868	\$48	\$0.2390	\$38	\$0.1912
-	-	5,000	\$69	\$0.1871	\$58	\$0.1559	\$46	\$0.1247
-	-	10,000	\$79	\$0.2868	\$65	\$0.2390	\$52	\$0.1912
-	-	20,000	\$107	\$0.2245	\$89	\$0.1871	\$71	\$0.1496
-	-	50,000	\$175	\$0.0748	\$145	\$0.0624	\$116	\$0.0499
-	-	100,000	\$212	\$0.2120	\$177	\$0.1767	\$141	\$0.1413

Plan Check Fees by Occupancy Class and Construction Type

Adopted Plan Check Fees								
IBC Class	IBC Occupancy Type	Project Size Threshold	Construction Type IA, IB		Construction Type IIA, IIB, IIIA, IIIB, IV		Construction Type VA, VB	
			Base Cost @ Threshold Size	Cost for Each Additional 100 sf *	Base Cost @ Threshold Size	Cost for Each Additional 100 sf *	Base Cost @ Threshold Size	Cost for Each Additional 100 sf *
-	New Type 6	1,000	\$72	\$0.3585	\$60	\$0.2988	\$48	\$0.2390
-	-	5,000	\$87	\$0.2338	\$72	\$0.1949	\$58	\$0.1559
-	-	10,000	\$98	\$0.3585	\$82	\$0.2988	\$65	\$0.2390
-	-	20,000	\$134	\$0.2806	\$112	\$0.2338	\$89	\$0.1871
-	-	50,000	\$218	\$0.0935	\$182	\$0.0779	\$145	\$0.0624
-	-	100,000	\$265	\$0.2650	\$221	\$0.2208	\$177	\$0.1767
-	New Type 7	1,000	\$48	\$0.2390	\$40	\$0.1992	\$32	\$0.1593
-	-	5,000	\$58	\$0.1559	\$48	\$0.1299	\$38	\$0.1039
-	-	10,000	\$65	\$0.2390	\$55	\$0.1992	\$44	\$0.1593
-	-	20,000	\$89	\$0.1871	\$74	\$0.1559	\$60	\$0.1247
-	-	50,000	\$145	\$0.0624	\$121	\$0.0520	\$97	\$0.0416
-	-	100,000	\$177	\$0.1767	\$147	\$0.1472	\$118	\$0.1178
-	New Type 8	1,000	\$58	\$0.2868	\$48	\$0.2390	\$38	\$0.1912
-	-	5,000	\$69	\$0.1871	\$58	\$0.1559	\$46	\$0.1247
-	-	10,000	\$79	\$0.2868	\$65	\$0.2390	\$52	\$0.1912
-	-	20,000	\$107	\$0.2245	\$89	\$0.1871	\$71	\$0.1496
-	-	50,000	\$175	\$0.0748	\$145	\$0.0624	\$116	\$0.0499
-	-	100,000	\$212	\$0.2120	\$177	\$0.1767	\$141	\$0.1413
-	New Type 9	1,000	\$72	\$0.3585	\$60	\$0.2988	\$48	\$0.2390
-	-	5,000	\$87	\$0.2338	\$72	\$0.1949	\$58	\$0.1559
-	-	10,000	\$98	\$0.3585	\$82	\$0.2988	\$65	\$0.2390
-	-	20,000	\$134	\$0.2806	\$112	\$0.2338	\$89	\$0.1871
-	-	50,000	\$218	\$0.0935	\$182	\$0.0779	\$145	\$0.0624
-	-	100,000	\$265	\$0.2650	\$221	\$0.2208	\$177	\$0.1767
-	New Type 10	1,000	\$48	\$0.2390	\$40	\$0.1992	\$32	\$0.1593
-	-	5,000	\$58	\$0.1559	\$48	\$0.1299	\$38	\$0.1039
-	-	10,000	\$65	\$0.2390	\$55	\$0.1992	\$44	\$0.1593
-	-	20,000	\$89	\$0.1871	\$74	\$0.1559	\$60	\$0.1247
-	-	50,000	\$145	\$0.0624	\$121	\$0.0520	\$97	\$0.0416
-	-	100,000	\$177	\$0.1767	\$147	\$0.1472	\$118	\$0.1178
-	New Type 11	1,000	\$58	\$0.2868	\$48	\$0.2390	\$38	\$0.1912
-	-	5,000	\$69	\$0.1871	\$58	\$0.1559	\$46	\$0.1247
-	-	10,000	\$79	\$0.2868	\$65	\$0.2390	\$52	\$0.1912
-	-	20,000	\$107	\$0.2245	\$89	\$0.1871	\$71	\$0.1496
-	-	50,000	\$175	\$0.0748	\$145	\$0.0624	\$116	\$0.0499

Plan Check Fees by Occupancy Class and Construction Type

			Adopted Plan Check Fees					
IBC Class	IBC Occupancy Type	Project Size Threshold	Construction Type IA, IB		Construction Type IIA, IIB, IIIA, IIIB, IV		Construction Type VA, VB	
			Base Cost @ Threshold Size	Cost for Each Additional 100 sf *	Base Cost @ Threshold Size	Cost for Each Additional 100 sf *	Base Cost @ Threshold Size	Cost for Each Additional 100 sf *
-	-	100,000	\$212	\$0.2120	\$177	\$0.1767	\$141	\$0.1413
SHELL BUILDINGS								
-	All Shell Buildings	1,000	\$1,116	\$5.5090	\$930	\$4.5908	\$744	\$3.6726
-	-	5,000	\$1,336	\$3.8535	\$1,114	\$3.2112	\$891	\$2.5690
-	-	10,000	\$1,529	\$5.2377	\$1,274	\$4.3648	\$1,019	\$3.4918
-	-	20,000	\$2,053	\$4.4022	\$1,711	\$3.6685	\$1,368	\$2.9348
-	-	50,000	\$3,373	\$1.4092	\$2,811	\$1.1743	\$2,249	\$0.9395
-	-	100,000	\$4,078	\$4.0779	\$3,398	\$3.3983	\$2,719	\$2.7186
A-2	Shell: Assembly—Food & Drink	1,000	\$1,424	\$7.0242	\$1,186	\$5.8535	\$949	\$4.6828
-	-	5,000	\$1,705	\$4.9384	\$1,421	\$4.1154	\$1,137	\$3.2923
-	-	10,000	\$1,952	\$6.6719	\$1,626	\$5.5599	\$1,301	\$4.4479
-	-	20,000	\$2,619	\$5.6326	\$2,182	\$4.6939	\$1,746	\$3.7551
-	-	50,000	\$4,309	\$1.7833	\$3,591	\$1.4861	\$2,872	\$1.1889
-	-	100,000	\$5,200	\$5.2003	\$4,334	\$4.3336	\$3,467	\$3.4669
B	Shell: Business—Clinic, Outpatient	1,000	\$1,780	\$8.7802	\$1,483	\$7.3168	\$1,186	\$5.8535
-	-	5,000	\$2,131	\$6.1730	\$1,776	\$5.1442	\$1,421	\$4.1154
-	-	10,000	\$2,440	\$8.3398	\$2,033	\$6.9499	\$1,626	\$5.5599
-	-	20,000	\$3,274	\$7.0408	\$2,728	\$5.8673	\$2,182	\$4.6939
-	-	50,000	\$5,386	\$2.2291	\$4,488	\$1.8576	\$3,591	\$1.4861
-	-	100,000	\$6,500	\$6.5004	\$5,417	\$5.4170	\$4,334	\$4.3336
B	Shell: Business—Professional Office	1,000	\$1,780	\$8.7802	\$1,483	\$7.3168	\$1,186	\$5.8535
-	-	5,000	\$2,131	\$6.1730	\$1,776	\$5.1442	\$1,421	\$4.1154
-	-	10,000	\$2,440	\$8.3398	\$2,033	\$6.9499	\$1,626	\$5.5599
-	-	20,000	\$3,274	\$7.0408	\$2,728	\$5.8673	\$2,182	\$4.6939
-	-	50,000	\$5,386	\$2.2291	\$4,488	\$1.8576	\$3,591	\$1.4861
-	-	100,000	\$6,500	\$6.5004	\$5,417	\$5.4170	\$4,334	\$4.3336
M	Shell: Mercantile—Department & Drug Store	1,000	\$1,780	\$8.7802	\$1,483	\$7.3168	\$1,186	\$5.8535
-	-	5,000	\$2,131	\$6.1730	\$1,776	\$5.1442	\$1,421	\$4.1154
-	-	10,000	\$2,440	\$8.3398	\$2,033	\$6.9499	\$1,626	\$5.5599
-	-	20,000	\$3,274	\$7.0408	\$2,728	\$5.8673	\$2,182	\$4.6939
-	-	50,000	\$5,386	\$2.2291	\$4,488	\$1.8576	\$3,591	\$1.4861
-	-	100,000	\$6,500	\$6.5004	\$5,417	\$5.4170	\$4,334	\$4.3336
-	Other Shell Building	1,000	\$1,780	\$8.7802	\$1,483	\$7.3168	\$1,186	\$5.8535
-	-	5,000	\$2,131	\$6.1730	\$1,776	\$5.1442	\$1,421	\$4.1154

Plan Check Fees by Occupancy Class and Construction Type

Adopted Plan Check Fees								
IBC Class	IBC Occupancy Type	Project Size Threshold	Construction Type IA, IB		Construction Type IIA, IIB, IIIA, IIIB, IV		Construction Type VA, VB	
			Base Cost @ Threshold Size	Cost for Each Additional 100 sf *	Base Cost @ Threshold Size	Cost for Each Additional 100 sf *	Base Cost @ Threshold Size	Cost for Each Additional 100 sf *
-	-	10,000	\$2,440	\$8.3398	\$2,033	\$6.9499	\$1,626	\$5.5599
-	-	20,000	\$3,274	\$7.0408	\$2,728	\$5.8673	\$2,182	\$4.6939
-	-	50,000	\$5,386	\$2.2291	\$4,488	\$1.8576	\$3,591	\$1.4861
-	-	100,000	\$6,500	\$6.5004	\$5,417	\$5.4170	\$4,334	\$4.3336
* Each additional 100 square feet, or portion thereof, up to the next highest project size threshold.								

(Res. 92-121, passed 12-21-92; Am.Res.96-80, passed 6-5-96; Am.Res.01-119, passed 6-6-01; Am.Res.02-266, passed 10-2-02; Am.Res. 04-136, passed 6-2-04; Am.Res.06-343, passed 11-15-06; Am Res.14-137, passed 8-6-14, Res 17-156 passed 10-4-17)

Inspection Fees by Occupancy Class and Construction Type

Adopted Inspection Fees

IBC Class	IBC Occupancy Type	Project Size Threshold	Construction Type IA, IB		Construction Type IIA, IIB, IIIA, IIIB, IV		Construction Type VA, VB	
			Base Cost @ Threshold Size	Cost for Each Additional 100 sf *	Base Cost @ Threshold Size	Cost for Each Additional 100 sf *	Base Cost @ Threshold Size	Cost for Each Additional 100 sf *
A-1	Assembly—Fixed Seating	1,500	\$1,808	\$9.3401	\$1,507	\$7.7834	\$1,206	\$6.2267
-	Theater, Concert Hall	7,500	\$2,369	\$13.0423	\$1,974	\$10.8686	\$1,579	\$8.6949
-	-	15,000	\$3,347	\$8.5529	\$2,789	\$7.1274	\$2,231	\$5.7019
-	-	30,000	\$4,630	\$3.8798	\$3,858	\$3.2332	\$3,087	\$2.5865
-	-	75,000	\$6,376	\$2.7851	\$5,313	\$2.3209	\$4,250	\$1.8568
-	-	150,000	\$8,465	\$5.6430	\$7,054	\$4.7025	\$5,643	\$3.7620
A-2	Assembly—Food & Drink	700	\$1,965	\$21.7303	\$1,637	\$18.1086	\$1,310	\$14.4869
-	Restaurant, Night Club, Bar	3,500	\$2,573	\$30.3663	\$2,144	\$25.3053	\$1,715	\$20.2442
-	-	7,000	\$3,636	\$19.9220	\$3,030	\$16.6017	\$2,424	\$13.2814
-	-	14,000	\$5,030	\$9.0413	\$4,192	\$7.5344	\$3,354	\$6.0275
-	-	35,000	\$6,929	\$6.4848	\$5,774	\$5.4040	\$4,619	\$4.3232
-	-	70,000	\$9,199	\$13.1411	\$7,666	\$10.9509	\$6,132	\$8.7607
A-3	Assembly—Worship, Amusement	1,020	\$2,000	\$15.1793	\$1,667	\$12.6494	\$1,333	\$10.1195
-	Arcade, Church, Community Hall	5,100	\$2,620	\$21.2159	\$2,183	\$17.6799	\$1,746	\$14.1439
-	-	10,200	\$3,702	\$13.9049	\$3,085	\$11.5874	\$2,468	\$9.2699
-	-	20,400	\$5,120	\$6.3393	\$4,267	\$5.2828	\$3,413	\$4.2262
-	-	51,000	\$7,060	\$4.5207	\$5,883	\$3.7672	\$4,706	\$3.0138
-	-	102,000	\$9,365	\$9.1816	\$7,804	\$7.6513	\$6,243	\$6.1211
A-4	Assembly—Indoor Sport Viewing	500	\$1,914	\$29.6243	\$1,595	\$24.6869	\$1,276	\$19.7495
-	Arena, Skating Rink, Tennis Court	2,500	\$2,506	\$41.4279	\$2,088	\$34.5232	\$1,671	\$27.6186
-	-	5,000	\$3,542	\$27.1613	\$2,951	\$22.6344	\$2,361	\$18.1075
-	-	10,000	\$4,900	\$12.3336	\$4,083	\$10.2780	\$3,267	\$8.2224
-	-	25,000	\$6,750	\$8.8418	\$5,625	\$7.3681	\$4,500	\$5.8945
-	-	50,000	\$8,960	\$17.9205	\$7,467	\$14.9337	\$5,973	\$11.9470
A-5	Assembly—Outdoor Activities	1,500	\$1,863	\$9.6103	\$1,553	\$8.0086	\$1,242	\$6.4069
-	Amusement Park, Bleacher, Stadium	7,500	\$2,440	\$13.4528	\$2,033	\$11.2107	\$1,627	\$8.9686
-	-	15,000	\$3,449	\$8.8075	\$2,874	\$7.3396	\$2,299	\$5.8716
-	-	30,000	\$4,770	\$4.0010	\$3,975	\$3.3342	\$3,180	\$2.6674
-	-	75,000	\$6,571	\$2.8683	\$5,475	\$2.3902	\$4,380	\$1.9122
-	-	150,000	\$8,722	\$5.8145	\$7,268	\$4.8454	\$5,814	\$3.8763
A	A Occupancy Tenant Improvements	300	\$1,050	\$27.1083	\$875	\$22.5903	\$700	\$18.0722
-	-	1,500	\$1,376	\$37.8955	\$1,146	\$31.5796	\$917	\$25.2637
-	-	3,000	\$1,944	\$24.8324	\$1,620	\$20.6937	\$1,296	\$16.5549
-	-	6,000	\$2,689	\$11.3016	\$2,241	\$9.4180	\$1,793	\$7.5344
-	-	15,000	\$3,706	\$8.0904	\$3,088	\$6.7420	\$2,471	\$5.3936

Inspection Fees by Occupancy Class and Construction Type

Adopted Inspection Fees

IBC Class	IBC Occupancy Type	Project Size Threshold	Construction Type IA, IB		Construction Type IIA, IIB, IIIA, IIIB, IV		Construction Type VA, VB	
			Base Cost @ Threshold Size	Cost for Each Additional 100 sf *	Base Cost @ Threshold Size	Cost for Each Additional 100 sf *	Base Cost @ Threshold Size	Cost for Each Additional 100 sf *
-	-	30,000	\$4,920	\$16.3990	\$4,100	\$13.6659	\$3,280	\$10.9327
B	Business—Animal Hospital	420	\$1,751	\$32.2759	\$1,459	\$26.8966	\$1,167	\$21.5173
-	-	2,100	\$2,293	\$45.1286	\$1,911	\$37.6071	\$1,529	\$30.0857
-	-	4,200	\$3,241	\$29.5869	\$2,701	\$24.6557	\$2,161	\$19.7246
-	-	8,400	\$4,483	\$13.4424	\$3,736	\$11.2020	\$2,989	\$8.9616
-	-	21,000	\$6,177	\$9.6181	\$5,148	\$8.0151	\$4,118	\$6.4120
-	-	42,000	\$8,197	\$19.5167	\$6,831	\$16.2639	\$5,465	\$13.0112
B	Business—Bank	400	\$1,537	\$29.7584	\$1,281	\$24.7986	\$1,025	\$19.8389
-	-	2,000	\$2,013	\$41.5900	\$1,678	\$34.6583	\$1,342	\$27.7267
-	-	4,000	\$2,845	\$27.2642	\$2,371	\$22.7202	\$1,897	\$18.1761
-	-	8,000	\$3,936	\$12.4084	\$3,280	\$10.3403	\$2,624	\$8.2723
-	-	20,000	\$5,425	\$8.8854	\$4,521	\$7.4045	\$3,617	\$5.9236
-	-	40,000	\$7,202	\$18.0047	\$6,002	\$15.0039	\$4,801	\$12.0031
B	Business—Barber Shop/Beauty Shop	200	\$1,306	\$50.5572	\$1,088	\$42.1310	\$871	\$33.7048
-	-	1,000	\$1,710	\$70.6624	\$1,425	\$58.8854	\$1,140	\$47.1083
-	-	2,000	\$2,417	\$46.3289	\$2,014	\$38.6074	\$1,611	\$30.8859
-	-	4,000	\$3,343	\$21.0496	\$2,786	\$17.5413	\$2,229	\$14.0331
-	-	10,000	\$4,606	\$15.0740	\$3,839	\$12.5617	\$3,071	\$10.0494
-	-	20,000	\$6,114	\$30.5690	\$5,095	\$25.4741	\$4,076	\$20.3793
B	Business—Car Wash	200	\$1,410	\$54.5939	\$1,175	\$45.4949	\$940	\$36.3959
-	-	1,000	\$1,847	\$76.3460	\$1,539	\$63.6217	\$1,231	\$50.8973
-	-	2,000	\$2,611	\$50.0202	\$2,176	\$41.6835	\$1,740	\$33.3468
-	-	4,000	\$3,611	\$22.7467	\$3,009	\$18.9556	\$2,407	\$15.1644
-	-	10,000	\$4,976	\$16.2868	\$4,147	\$13.5723	\$3,317	\$10.8579
-	-	20,000	\$6,605	\$33.0226	\$5,504	\$27.5188	\$4,403	\$22.0150
B	Business—Clinic, Outpatient	700	\$1,893	\$20.9431	\$1,578	\$17.4526	\$1,262	\$13.9621
-	-	3,500	\$2,480	\$29.2907	\$2,066	\$24.4089	\$1,653	\$19.5271
-	-	7,000	\$3,505	\$19.1738	\$2,921	\$15.9782	\$2,337	\$12.7825
-	-	14,000	\$4,847	\$8.7191	\$4,039	\$7.2659	\$3,231	\$5.8128
-	-	35,000	\$6,678	\$6.2666	\$5,565	\$5.2221	\$4,452	\$4.1777
-	-	70,000	\$8,871	\$12.6734	\$7,393	\$10.5612	\$5,914	\$8.4489
B	Business—Dry Cleaning	200	\$1,199	\$46.4107	\$999	\$38.6756	\$799	\$30.9405
-	-	1,000	\$1,570	\$64.8947	\$1,309	\$54.0789	\$1,047	\$43.2631
-	-	2,000	\$2,219	\$42.5253	\$1,849	\$35.4377	\$1,479	\$28.3502
-	-	4,000	\$3,070	\$19.3245	\$2,558	\$16.1037	\$2,046	\$12.8830

Inspection Fees by Occupancy Class and Construction Type

Adopted Inspection Fees								
IBC Class	IBC Occupancy Type	Project Size Threshold	Construction Type IA, IB		Construction Type IIA, IIB, IIIA, IIIB, IV		Construction Type VA, VB	
			Base Cost @ Threshold Size	Cost for Each Additional 100 sf *	Base Cost @ Threshold Size	Cost for Each Additional 100 sf *	Base Cost @ Threshold Size	Cost for Each Additional 100 sf *
-	-	10,000	\$4,229	\$13.8581	\$3,524	\$11.5484	\$2,819	\$9.2388
-	-	20,000	\$5,615	\$28.0748	\$4,679	\$23.3957	\$3,743	\$18.7165
B	Business—Laboratory	500	\$1,244	\$19.2642	\$1,037	\$16.0535	\$829	\$12.8428
-	-	2,500	\$1,629	\$26.9368	\$1,358	\$22.4474	\$1,086	\$17.9579
-	-	5,000	\$2,303	\$17.6461	\$1,919	\$14.7051	\$1,535	\$11.7641
-	-	10,000	\$3,185	\$8.0312	\$2,654	\$6.6926	\$2,123	\$5.3541
-	-	25,000	\$4,390	\$5.7365	\$3,658	\$4.7805	\$2,926	\$3.8244
-	-	50,000	\$5,824	\$11.6477	\$4,853	\$9.7064	\$3,883	\$7.7651
B	Business—Motor Vehicle Showroom	500	\$1,626	\$25.1753	\$1,355	\$20.9795	\$1,084	\$16.7836
-	-	2,500	\$2,130	\$35.2143	\$1,775	\$29.3453	\$1,420	\$23.4762
-	-	5,000	\$3,010	\$23.0709	\$2,508	\$19.2258	\$2,007	\$15.3806
-	-	10,000	\$4,164	\$10.4858	\$3,470	\$8.7382	\$2,776	\$6.9906
-	-	25,000	\$5,737	\$7.5136	\$4,780	\$6.2614	\$3,824	\$5.0091
-	-	50,000	\$7,615	\$15.2299	\$6,346	\$12.6916	\$5,077	\$10.1533
B	Business—Professional Office	1,000	\$2,273	\$17.6033	\$1,894	\$14.6694	\$1,516	\$11.7355
-	-	5,000	\$2,977	\$24.5986	\$2,481	\$20.4988	\$1,985	\$16.3990
-	-	10,000	\$4,207	\$16.1340	\$3,506	\$13.4450	\$2,805	\$10.7560
-	-	20,000	\$5,821	\$7.3318	\$4,851	\$6.1098	\$3,880	\$4.8878
-	-	50,000	\$8,020	\$5.2533	\$6,684	\$4.3778	\$5,347	\$3.5022
-	-	100,000	\$10,647	\$10.6469	\$8,872	\$8.8724	\$7,098	\$7.0979
B	Business—High Rise Office	20,000	\$6,603	\$2.5409	\$5,503	\$2.1174	\$4,402	\$1.6939
-	-	100,000	\$8,636	\$2.1928	\$7,197	\$1.8273	\$5,757	\$1.4619
-	-	200,000	\$10,829	\$1.6939	\$9,024	\$1.4116	\$7,219	\$1.1293
-	-	400,000	\$14,217	\$0.4018	\$11,847	\$0.3349	\$9,478	\$0.2679
-	-	1,000,000	\$16,628	\$0.5196	\$13,856	\$0.4330	\$11,085	\$0.3464
-	-	2,000,000	\$21,824	\$1.0912	\$18,187	\$0.9093	\$14,549	\$0.7275
B	B Occupancy Tenant Improvements	200	\$854	\$33.0709	\$712	\$27.5591	\$569	\$22.0473
-	-	1,000	\$1,119	\$46.2198	\$932	\$38.5165	\$746	\$30.8132
-	-	2,000	\$1,581	\$30.3195	\$1,317	\$25.2663	\$1,054	\$20.2130
-	-	4,000	\$2,187	\$13.7646	\$1,823	\$11.4705	\$1,458	\$9.1764
-	-	10,000	\$3,013	\$9.8675	\$2,511	\$8.2229	\$2,009	\$6.5783
-	-	20,000	\$4,000	\$20.0000	\$3,333	\$16.6667	\$2,667	\$13.3333
E	Educational—Group Occupancy	1,000	\$2,113	\$16.3484	\$1,761	\$13.6237	\$1,409	\$10.8989
-	6+ persons, up to the 12th Grade	5,000	\$2,767	\$22.8838	\$2,306	\$19.0699	\$1,845	\$15.2559
-	-	10,000	\$3,911	\$14.9805	\$3,259	\$12.4838	\$2,607	\$9.9870

Inspection Fees by Occupancy Class and Construction Type

Adopted Inspection Fees

IBC Class	IBC Occupancy Type	Project Size Threshold	Construction Type IA, IB		Construction Type IIA, IIB, IIIA, IIIB, IV		Construction Type VA, VB	
			Base Cost @ Threshold Size	Cost for Each Additional 100 sf *	Base Cost @ Threshold Size	Cost for Each Additional 100 sf *	Base Cost @ Threshold Size	Cost for Each Additional 100 sf *
-	-	20,000	\$5,409	\$6.8070	\$4,508	\$5.6725	\$3,606	\$4.5380
-	-	50,000	\$7,451	\$4.8948	\$6,209	\$4.0790	\$4,968	\$3.2632
-	-	100,000	\$9,899	\$9.8987	\$8,249	\$8.2489	\$6,599	\$6.5991
E	Educational—Day Care	500	\$1,281	\$19.8324	\$1,068	\$16.5270	\$854	\$13.2216
-	5+ children, older than 2 1/2 yrs	2,500	\$1,678	\$27.7319	\$1,398	\$23.1099	\$1,118	\$18.4879
-	-	5,000	\$2,371	\$18.1761	\$1,976	\$15.1468	\$1,581	\$12.1174
-	-	10,000	\$3,280	\$8.2723	\$2,733	\$6.8936	\$2,187	\$5.5148
-	-	25,000	\$4,521	\$5.9236	\$3,767	\$4.9363	\$3,014	\$3.9491
-	-	50,000	\$6,002	\$12.0031	\$5,001	\$10.0026	\$4,001	\$8.0021
E	E Occupancy Tenant Improvements	1,000	\$955	\$7.3889	\$796	\$6.1574	\$636	\$4.9260
-	-	5,000	\$1,250	\$10.3507	\$1,042	\$8.6256	\$833	\$6.9005
-	-	10,000	\$1,768	\$6.7654	\$1,473	\$5.6378	\$1,178	\$4.5103
-	-	20,000	\$2,444	\$3.0761	\$2,037	\$2.5634	\$1,630	\$2.0507
-	-	50,000	\$3,367	\$2.2136	\$2,806	\$1.8446	\$2,245	\$1.4757
-	-	100,000	\$4,474	\$4.4739	\$3,728	\$3.7282	\$2,983	\$2.9826
F-1	Factory Industrial—Moderate Hazard	4,000	\$2,680	\$5.1660	\$2,234	\$4.3050	\$1,787	\$3.4440
-	-	20,000	\$3,507	\$4.4396	\$2,922	\$3.6997	\$2,338	\$2.9597
-	-	40,000	\$4,395	\$3.4544	\$3,662	\$2.8787	\$2,930	\$2.3029
-	-	80,000	\$5,776	\$0.8189	\$4,814	\$0.6824	\$3,851	\$0.5459
-	-	200,000	\$6,759	\$1.0351	\$5,633	\$0.8626	\$4,506	\$0.6900
-	-	400,000	\$8,829	\$2.2073	\$7,358	\$1.8394	\$5,886	\$1.4715
F-2	Factory Industrial—Low Hazard	3,000	\$1,834	\$4.7272	\$1,528	\$3.9393	\$1,223	\$3.1515
-	-	15,000	\$2,401	\$6.6251	\$2,001	\$5.5209	\$1,601	\$4.4167
-	-	30,000	\$3,395	\$4.3336	\$2,829	\$3.6113	\$2,263	\$2.8891
-	-	60,000	\$4,695	\$1.9797	\$3,913	\$1.6498	\$3,130	\$1.3198
-	-	150,000	\$6,477	\$1.4185	\$5,398	\$1.1821	\$4,318	\$0.9457
-	-	300,000	\$8,605	\$2.8683	\$7,171	\$2.3902	\$5,737	\$1.9122
F	F Occupancy Tenant Improvements	2,000	\$954	\$3.6945	\$795	\$3.0787	\$636	\$2.4630
-	-	10,000	\$1,250	\$5.1629	\$1,041	\$4.3024	\$833	\$3.4419
-	-	20,000	\$1,766	\$3.3920	\$1,472	\$2.8267	\$1,177	\$2.2614
-	-	40,000	\$2,444	\$1.5381	\$2,037	\$1.2817	\$1,630	\$1.0254
-	-	100,000	\$3,367	\$1.0974	\$2,806	\$0.9145	\$2,245	\$0.7316
-	-	200,000	\$4,465	\$2.2323	\$3,720	\$1.8602	\$2,976	\$1.4882
H-1	High Hazard Group H-1	1,000	\$1,152	\$8.9218	\$960	\$7.4348	\$768	\$5.9479
-	Pose a detonation hazard	5,000	\$1,508	\$12.4604	\$1,257	\$10.3836	\$1,006	\$8.3069

Inspection Fees by Occupancy Class and Construction Type

Adopted Inspection Fees

IBC Class	IBC Occupancy Type	Project Size Threshold	Construction Type IA, IB		Construction Type IIA, IIB, IIIA, IIIB, IV		Construction Type VA, VB	
			Base Cost @ Threshold Size	Cost for Each Additional 100 sf *	Base Cost @ Threshold Size	Cost for Each Additional 100 sf *	Base Cost @ Threshold Size	Cost for Each Additional 100 sf *
-	-	10,000	\$2,131	\$8.1787	\$1,776	\$6.8156	\$1,421	\$5.4525
-	-	20,000	\$2,949	\$3.7135	\$2,458	\$3.0946	\$1,966	\$2.4757
-	-	50,000	\$4,063	\$2.6604	\$3,386	\$2.2170	\$2,709	\$1.7736
-	-	100,000	\$5,394	\$5.3936	\$4,495	\$4.4947	\$3,596	\$3.5957
H-2	High Hazard Group H-2	2,000	\$1,382	\$5.3437	\$1,152	\$4.4531	\$921	\$3.5625
-	Pose a deflagration hazard	10,000	\$1,810	\$7.4949	\$1,508	\$6.2458	\$1,206	\$4.9966
-	-	20,000	\$2,559	\$4.8885	\$2,132	\$4.0738	\$1,706	\$3.2590
-	-	40,000	\$3,537	\$2.2323	\$2,947	\$1.8602	\$2,358	\$1.4882
-	-	100,000	\$4,876	\$1.5838	\$4,063	\$1.3198	\$3,251	\$1.0559
-	-	200,000	\$6,460	\$3.2299	\$5,383	\$2.6916	\$4,307	\$2.1533
H-3	High Hazard Group H-3	800	\$1,656	\$16.0327	\$1,380	\$13.3606	\$1,104	\$10.6885
-	Readily support combustion	4,000	\$2,169	\$22.4006	\$1,808	\$18.6672	\$1,446	\$14.9337
-	-	8,000	\$3,065	\$14.6843	\$2,554	\$12.2369	\$2,044	\$9.7895
-	-	16,000	\$4,240	\$6.6771	\$3,533	\$5.5642	\$2,827	\$4.4514
-	-	40,000	\$5,843	\$4.7857	\$4,869	\$3.9880	\$3,895	\$3.1904
-	-	80,000	\$7,757	\$9.6960	\$6,464	\$8.0800	\$5,171	\$6.4640
H-4	High Hazard Group H-4	1,000	\$1,382	\$10.7061	\$1,152	\$8.9218	\$921	\$7.1374
-	Pose health hazards	5,000	\$1,810	\$14.9524	\$1,508	\$12.4604	\$1,207	\$9.9683
-	-	10,000	\$2,558	\$9.8145	\$2,131	\$8.1787	\$1,705	\$6.5430
-	-	20,000	\$3,539	\$4.4562	\$2,949	\$3.7135	\$2,359	\$2.9708
-	-	50,000	\$4,876	\$3.1925	\$4,063	\$2.6604	\$3,251	\$2.1283
-	-	100,000	\$6,472	\$6.4723	\$5,394	\$5.3936	\$4,315	\$4.3149
H-5	High Hazard Group H-5	1,000	\$1,382	\$10.7061	\$1,152	\$8.9218	\$921	\$7.1374
-	Semiconductor Fabrication, R&D	5,000	\$1,810	\$14.9524	\$1,508	\$12.4604	\$1,207	\$9.9683
-	-	10,000	\$2,558	\$9.8145	\$2,131	\$8.1787	\$1,705	\$6.5430
-	-	20,000	\$3,539	\$4.4562	\$2,949	\$3.7135	\$2,359	\$2.9708
-	-	50,000	\$4,876	\$3.1925	\$4,063	\$2.6604	\$3,251	\$2.1283
-	-	100,000	\$6,472	\$6.4723	\$5,394	\$5.3936	\$4,315	\$4.3149
H	H Occupancy Tenant Improvements	1,000	\$864	\$6.6874	\$720	\$5.5729	\$576	\$4.4583
-	-	5,000	\$1,132	\$9.3655	\$943	\$7.8046	\$754	\$6.2437
-	-	10,000	\$1,600	\$6.1231	\$1,333	\$5.1026	\$1,067	\$4.0821
-	-	20,000	\$2,212	\$2.7893	\$1,844	\$2.3244	\$1,475	\$1.8595
-	-	50,000	\$3,049	\$2.0078	\$2,541	\$1.6732	\$2,033	\$1.3385
-	-	100,000	\$4,053	\$4.0530	\$3,377	\$3.3775	\$2,702	\$2.7020
I-1	Institutional—7+ persons, ambulatory	2,000	\$1,477	\$5.7178	\$1,231	\$4.7649	\$985	\$3.8119

Inspection Fees by Occupancy Class and Construction Type

Adopted Inspection Fees

IBC Class	IBC Occupancy Type	Project Size Threshold	Construction Type IA, IB		Construction Type IIA, IIB, IIIA, IIIB, IV		Construction Type VA, VB	
			Base Cost @ Threshold Size	Cost for Each Additional 100 sf *	Base Cost @ Threshold Size	Cost for Each Additional 100 sf *	Base Cost @ Threshold Size	Cost for Each Additional 100 sf *
-	-	10,000	\$1,934	\$7.9938	\$1,612	\$6.6615	\$1,289	\$5.3292
-	-	20,000	\$2,734	\$5.2377	\$2,278	\$4.3648	\$1,822	\$3.4918
-	-	40,000	\$3,781	\$2.3861	\$3,151	\$1.9884	\$2,521	\$1.5907
-	-	100,000	\$5,213	\$1.6960	\$4,344	\$1.4134	\$3,475	\$1.1307
-	-	200,000	\$6,909	\$3.4544	\$5,757	\$2.8787	\$4,606	\$2.3029
I-2	Institutional—6+ persons, non-ambulatory	2,000	\$1,846	\$7.1473	\$1,538	\$5.9561	\$1,231	\$4.7649
-	-	10,000	\$2,418	\$9.9922	\$2,015	\$8.3268	\$1,612	\$6.6615
-	-	20,000	\$3,417	\$6.5471	\$2,847	\$5.4560	\$2,278	\$4.3648
-	-	40,000	\$4,726	\$2.9826	\$3,939	\$2.4855	\$3,151	\$1.9884
-	-	100,000	\$6,516	\$2.1200	\$5,430	\$1.7667	\$4,344	\$1.4134
-	-	200,000	\$8,636	\$4.3180	\$7,197	\$3.5983	\$5,757	\$2.8787
I-3	Institutional—6+ persons, restrained	2,000	\$1,846	\$7.1473	\$1,538	\$5.9561	\$1,231	\$4.7649
-	-	10,000	\$2,418	\$9.9922	\$2,015	\$8.3268	\$1,612	\$6.6615
-	-	20,000	\$3,417	\$6.5471	\$2,847	\$5.4560	\$2,278	\$4.3648
-	-	40,000	\$4,726	\$2.9826	\$3,939	\$2.4855	\$3,151	\$1.9884
-	-	100,000	\$6,516	\$2.1200	\$5,430	\$1.7667	\$4,344	\$1.4134
-	-	200,000	\$8,636	\$4.3180	\$7,197	\$3.5983	\$5,757	\$2.8787
I-4	Institutional—6+ persons, day care	1,000	\$1,490	\$11.5277	\$1,241	\$9.6064	\$993	\$7.6851
-	-	5,000	\$1,951	\$16.1340	\$1,626	\$13.4450	\$1,301	\$10.7560
-	-	10,000	\$2,758	\$10.5534	\$2,298	\$8.7945	\$1,838	\$7.0356
-	-	20,000	\$3,813	\$4.8012	\$3,177	\$4.0010	\$2,542	\$3.2008
-	-	50,000	\$5,253	\$3.4606	\$4,378	\$2.8839	\$3,502	\$2.3071
-	-	100,000	\$6,984	\$6.9836	\$5,820	\$5.8197	\$4,656	\$4.6558
I	I Occupancy Tenant Improvements	1,000	\$835	\$6.4599	\$696	\$5.3832	\$557	\$4.3066
-	-	5,000	\$1,094	\$9.0538	\$911	\$7.5448	\$729	\$6.0358
-	-	10,000	\$1,546	\$5.9361	\$1,289	\$4.9467	\$1,031	\$3.9574
-	-	20,000	\$2,140	\$2.6978	\$1,783	\$2.2482	\$1,427	\$1.7986
-	-	50,000	\$2,949	\$1.9330	\$2,458	\$1.6108	\$1,966	\$1.2886
-	-	100,000	\$3,916	\$3.9158	\$3,263	\$3.2632	\$2,611	\$2.6105
L	Labs (California ONLY)	2,000	\$1,448	\$5.6087	\$1,207	\$4.6739	\$965	\$3.7391
-	-	10,000	\$1,897	\$7.8441	\$1,581	\$6.5368	\$1,265	\$5.2294
-	-	20,000	\$2,681	\$5.1255	\$2,234	\$4.2712	\$1,787	\$3.4170
-	-	40,000	\$3,706	\$2.3445	\$3,089	\$1.9538	\$2,471	\$1.5630
-	-	100,000	\$5,113	\$1.6711	\$4,261	\$1.3926	\$3,409	\$1.1141
-	-	200,000	\$6,784	\$3.3920	\$5,653	\$2.8267	\$4,523	\$2.2614

Inspection Fees by Occupancy Class and Construction Type

Adopted Inspection Fees

IBC Class	IBC Occupancy Type	Project Size Threshold	Construction Type IA, IB		Construction Type IIA, IIB, IIIA, IIIB, IV		Construction Type VA, VB	
			Base Cost @ Threshold Size	Cost for Each Additional 100 sf *	Base Cost @ Threshold Size	Cost for Each Additional 100 sf *	Base Cost @ Threshold Size	Cost for Each Additional 100 sf *
M	Mercantile—Department & Drug Store	1,650	\$1,899	\$8.9088	\$1,583	\$7.4240	\$1,266	\$5.9392
-	-	8,250	\$2,487	\$12.4708	\$2,073	\$10.3923	\$1,658	\$8.3138
-	-	16,500	\$3,516	\$8.1528	\$2,930	\$6.7940	\$2,344	\$5.4352
-	-	33,000	\$4,861	\$3.7152	\$4,051	\$3.0960	\$3,241	\$2.4768
-	-	82,500	\$6,700	\$2.6656	\$5,584	\$2.2214	\$4,467	\$1.7771
-	-	165,000	\$8,899	\$5.3936	\$7,416	\$4.4947	\$5,933	\$3.5957
M	Mercantile—Market	2,000	\$1,561	\$6.0327	\$1,301	\$5.0273	\$1,041	\$4.0218
-	-	10,000	\$2,044	\$8.4645	\$1,703	\$7.0538	\$1,362	\$5.6430
-	-	20,000	\$2,890	\$5.5339	\$2,408	\$4.6116	\$1,927	\$3.6893
-	-	40,000	\$3,997	\$2.5097	\$3,331	\$2.0915	\$2,665	\$1.6732
-	-	100,000	\$5,503	\$1.7927	\$4,586	\$1.4939	\$3,668	\$1.1951
-	-	200,000	\$7,295	\$3.6477	\$6,079	\$3.0397	\$4,864	\$2.4318
M	Mercantile—Motor fuel-dispensing	400	\$1,555	\$30.0896	\$1,296	\$25.0747	\$1,037	\$20.0597
-	-	2,000	\$2,036	\$42.0888	\$1,697	\$35.0740	\$1,358	\$28.0592
-	-	4,000	\$2,878	\$27.5916	\$2,399	\$22.9930	\$1,919	\$18.3944
-	-	8,000	\$3,982	\$12.5435	\$3,318	\$10.4529	\$2,655	\$8.3623
-	-	20,000	\$5,487	\$8.9789	\$4,573	\$7.4825	\$3,658	\$5.9860
-	-	40,000	\$7,283	\$18.2073	\$6,069	\$15.1728	\$4,855	\$12.1382
M	Mercantile—Retail or wholesale store	1,000	\$2,730	\$21.1379	\$2,275	\$17.6149	\$1,820	\$14.0920
-	-	5,000	\$3,576	\$29.5557	\$2,980	\$24.6298	\$2,384	\$19.7038
-	-	10,000	\$5,054	\$19.3609	\$4,211	\$16.1340	\$3,369	\$12.9072
-	-	20,000	\$6,990	\$8.8127	\$5,825	\$7.3439	\$4,660	\$5.8751
-	-	50,000	\$9,634	\$6.2977	\$8,028	\$5.2481	\$6,422	\$4.1985
-	-	100,000	\$12,783	\$12.7825	\$10,652	\$10.6521	\$8,522	\$8.5217
M	M Occupancy Tenant Improvements	300	\$991	\$25.5651	\$826	\$21.3042	\$661	\$17.0434
-	-	1,500	\$1,298	\$35.7599	\$1,081	\$29.7999	\$865	\$23.8399
-	-	3,000	\$1,834	\$23.4450	\$1,528	\$19.5375	\$1,223	\$15.6300
-	-	6,000	\$2,537	\$10.6469	\$2,115	\$8.8724	\$1,692	\$7.0979
-	-	15,000	\$3,496	\$7.6228	\$2,913	\$6.3523	\$2,330	\$5.0818
-	-	30,000	\$4,639	\$15.4637	\$3,866	\$12.8865	\$3,093	\$10.3092
R-1	Residential—Transient	2,000	\$1,442	\$5.5924	\$1,202	\$4.6603	\$961	\$3.7282
-	Boarding Houses, Hotels, Motels	10,000	\$1,889	\$7.7942	\$1,574	\$6.4952	\$1,260	\$5.1962
-	-	20,000	\$2,669	\$5.1130	\$2,224	\$4.2608	\$1,779	\$3.4087
-	-	40,000	\$3,691	\$2.3175	\$3,076	\$1.9312	\$2,461	\$1.5450
-	-	100,000	\$5,082	\$1.6836	\$4,235	\$1.4030	\$3,388	\$1.1224

Inspection Fees by Occupancy Class and Construction Type

Adopted Inspection Fees

IBC Class	IBC Occupancy Type	Project Size Threshold	Construction Type IA, IB		Construction Type IIA, IIB, IIIA, IIIB, IV		Construction Type VA, VB	
			Base Cost @ Threshold Size	Cost for Each Additional 100 sf *	Base Cost @ Threshold Size	Cost for Each Additional 100 sf *	Base Cost @ Threshold Size	Cost for Each Additional 100 sf *
-	-	200,000	\$6,765	\$3.3827	\$5,638	\$2.8189	\$4,510	\$2.2551
R-1	Residential—Transient, Phased Permit	2,000	\$275	\$1.0631	\$229	\$0.8859	\$184	\$0.7088
-	Boarding Houses, Hotels, Motels	10,000	\$360	\$1.4840	\$300	\$1.2367	\$240	\$0.9893
-	-	20,000	\$509	\$0.9727	\$424	\$0.8106	\$339	\$0.6485
-	-	40,000	\$703	\$0.4489	\$586	\$0.3741	\$469	\$0.2993
-	-	100,000	\$973	\$0.3242	\$811	\$0.2702	\$648	\$0.2162
-	-	200,000	\$1,297	\$0.6485	\$1,081	\$0.5404	\$865	\$0.4323
R-2	Residential—Permanent, 2+ Dwellings	1,250	\$1,525	\$9.4427	\$1,271	\$7.8689	\$1,017	\$6.2951
-	Apartment, Dormitory, Timeshare	6,250	\$1,997	\$13.2190	\$1,664	\$11.0158	\$1,332	\$8.8127
-	-	12,500	\$2,823	\$8.6516	\$2,353	\$7.2097	\$1,882	\$5.7677
-	-	25,000	\$3,905	\$3.9283	\$3,254	\$3.2736	\$2,603	\$2.6189
-	-	62,500	\$5,378	\$2.8371	\$4,482	\$2.3642	\$3,585	\$1.8914
-	-	125,000	\$7,151	\$5.7210	\$5,959	\$4.7675	\$4,767	\$3.8140
R-2	Residential—Permanent, 2+, Phased	1,500	\$275	\$1.4279	\$229	\$1.1899	\$184	\$0.9519
-	Apartment, Dormitory, Timeshare	7,500	\$361	\$1.9953	\$301	\$1.6628	\$241	\$1.3302
-	-	15,000	\$511	\$1.2845	\$426	\$1.0704	\$340	\$0.8563
-	-	30,000	\$703	\$0.5986	\$586	\$0.4988	\$469	\$0.3991
-	-	75,000	\$973	\$0.4240	\$811	\$0.3533	\$648	\$0.2827
-	-	150,000	\$1,291	\$0.8605	\$1,076	\$0.7171	\$860	\$0.5737
R-3	Dwellings—Custom Homes	1,500	\$1,779	\$3.5542	\$1,482	\$2.9618	\$1,186	\$2.3694
-	-	2,500	\$1,814	\$17.4201	\$1,512	\$14.5167	\$1,210	\$11.6134
-	-	3,500	\$1,989	\$18.4489	\$1,657	\$15.3741	\$1,326	\$12.2993
-	-	4,500	\$2,173	\$13.3866	\$1,811	\$11.1555	\$1,449	\$8.9244
-	-	6,500	\$2,441	\$6.1975	\$2,034	\$5.1646	\$1,627	\$4.1317
-	-	10,000	\$2,658	\$26.5783	\$2,215	\$22.1486	\$1,772	\$17.7189
R-3	Dwellings—Models, First Master Plan	1,000	\$2,105	\$4.3076	\$1,754	\$3.5897	\$1,403	\$2.8717
-	-	1,600	\$2,131	\$18.5537	\$1,776	\$15.4614	\$1,421	\$12.3691
-	-	2,500	\$2,298	\$27.9345	\$1,915	\$23.2788	\$1,532	\$18.6230
-	-	3,000	\$2,437	\$30.9898	\$2,031	\$25.8249	\$1,625	\$20.6599
-	-	4,000	\$2,747	\$6.9961	\$2,289	\$5.8301	\$1,832	\$4.6641
-	-	6,500	\$2,922	\$44.9571	\$2,435	\$37.4642	\$1,948	\$29.9714
R-3	Dwellings—Production Phase of Master Plan (repeats)	1,000	\$2,105	\$4.3076	\$1,754	\$3.5897	\$1,403	\$2.8717
-	-	1,600	\$2,131	\$18.5537	\$1,776	\$15.4614	\$1,421	\$12.3691
-	-	2,500	\$2,298	\$27.9345	\$1,915	\$23.2788	\$1,532	\$18.6230
-	-	3,000	\$2,437	\$30.9898	\$2,031	\$25.8249	\$1,625	\$20.6599

Inspection Fees by Occupancy Class and Construction Type

Adopted Inspection Fees

IBC Class	IBC Occupancy Type	Project Size Threshold	Construction Type IA, IB		Construction Type IIA, IIB, IIIA, IIIB, IV		Construction Type VA, VB	
			Base Cost @ Threshold Size	Cost for Each Additional 100 sf *	Base Cost @ Threshold Size	Cost for Each Additional 100 sf *	Base Cost @ Threshold Size	Cost for Each Additional 100 sf *
-	-	4,000	\$2,747	\$6.9961	\$2,289	\$5.8301	\$1,832	\$4.6641
-	-	6,500	\$2,922	\$44.9571	\$2,435	\$37.4642	\$1,948	\$29.9714
R-3	Dwellings—Alternate Materials	1,500	\$1,858	\$2.2837	\$1,548	\$1.9031	\$1,238	\$1.5225
-	-	2,500	\$1,880	\$14.7077	\$1,567	\$12.2564	\$1,254	\$9.8051
-	-	3,500	\$2,027	\$12.3305	\$1,690	\$10.2754	\$1,352	\$8.2203
-	-	4,500	\$2,151	\$13.6984	\$1,792	\$11.4153	\$1,434	\$9.1322
-	-	6,500	\$2,425	\$4.3893	\$2,021	\$3.6577	\$1,616	\$2.9262
-	-	10,000	\$2,578	\$25.7833	\$2,149	\$21.4861	\$1,719	\$17.1889
R-3	Dwellings—Hillside - Custom Homes	1,500	\$1,779	\$3.5542	\$1,482	\$2.9618	\$1,186	\$2.3694
-	-	2,500	\$1,814	\$17.4201	\$1,512	\$14.5167	\$1,210	\$11.6134
-	-	3,500	\$1,989	\$18.4489	\$1,657	\$15.3741	\$1,326	\$12.2993
-	-	4,500	\$2,173	\$13.3866	\$1,811	\$11.1555	\$1,449	\$8.9244
-	-	6,500	\$2,441	\$6.1975	\$2,034	\$5.1646	\$1,627	\$4.1317
-	-	10,000	\$2,658	\$26.5783	\$2,215	\$22.1486	\$1,772	\$17.7189
R-3	Dwellings—Hillside - Models, First Master Plan	1,500	\$1,779	\$3.5542	\$1,482	\$2.9618	\$1,186	\$2.3694
-	-	2,500	\$1,814	\$17.4201	\$1,512	\$14.5167	\$1,210	\$11.6134
-	-	3,500	\$1,989	\$18.4489	\$1,657	\$15.3741	\$1,326	\$12.2993
-	-	4,500	\$2,173	\$13.3866	\$1,811	\$11.1555	\$1,449	\$8.9244
-	-	6,500	\$2,441	\$6.1975	\$2,034	\$5.1646	\$1,627	\$4.1317
-	-	10,000	\$2,658	\$26.5783	\$2,215	\$22.1486	\$1,772	\$17.7189
R-3	Dwellings—Hillside - Production Phase of Master Plan (repeats)	1,500	\$1,779	\$3.5542	\$1,482	\$2.9618	\$1,186	\$2.3694
-	-	2,500	\$1,814	\$17.4201	\$1,512	\$14.5167	\$1,210	\$11.6134
-	-	3,500	\$1,989	\$18.4489	\$1,657	\$15.3741	\$1,326	\$12.2993
-	-	4,500	\$2,173	\$13.3866	\$1,811	\$11.1555	\$1,449	\$8.9244
-	-	6,500	\$2,441	\$6.1975	\$2,034	\$5.1646	\$1,627	\$4.1317
-	-	10,000	\$2,658	\$26.5783	\$2,215	\$22.1486	\$1,772	\$17.7189
R-3	Dwellings—Hillside - Alternate Materials	1,500	\$1,838	\$3.6633	\$1,532	\$3.0527	\$1,225	\$2.4422
-	-	2,500	\$1,875	\$17.9657	\$1,562	\$14.9714	\$1,250	\$11.9771
-	-	3,500	\$2,054	\$19.0569	\$1,712	\$15.8807	\$1,369	\$12.7046
-	-	4,500	\$2,245	\$13.8620	\$1,871	\$11.5517	\$1,496	\$9.2414
-	-	6,500	\$2,522	\$6.4202	\$2,102	\$5.3502	\$1,681	\$4.2801
-	-	10,000	\$2,747	\$27.4668	\$2,289	\$22.8890	\$1,831	\$18.3112
R-4	Residential—Assisted Living (6-16 persons)	1,500	\$1,460	\$7.5448	\$1,217	\$6.2873	\$973	\$5.0299
-	-	7,500	\$1,913	\$10.5378	\$1,594	\$8.7815	\$1,275	\$7.0252
-	-	15,000	\$2,703	\$6.8901	\$2,253	\$5.7417	\$1,802	\$4.5934

Inspection Fees by Occupancy Class and Construction Type

Adopted Inspection Fees								
IBC Class	IBC Occupancy Type	Project Size Threshold	Construction Type IA, IB		Construction Type IIA, IIB, IIIA, IIIB, IV		Construction Type VA, VB	
			Base Cost @ Threshold Size	Cost for Each Additional 100 sf *	Base Cost @ Threshold Size	Cost for Each Additional 100 sf *	Base Cost @ Threshold Size	Cost for Each Additional 100 sf *
-	-	30,000	\$3,737	\$3.1541	\$3,114	\$2.6284	\$2,491	\$2.1027
-	-	75,000	\$5,156	\$2.2291	\$4,297	\$1.8576	\$3,437	\$1.4861
-	-	150,000	\$6,828	\$4.5518	\$5,690	\$3.7932	\$4,552	\$3.0346
R	R Occupancy Tenant Improvements	1,000	\$1,152	\$8.9127	\$960	\$7.4272	\$768	\$5.9418
-	-	5,000	\$1,508	\$12.4863	\$1,257	\$10.4053	\$1,005	\$8.3242
-	-	10,000	\$2,132	\$8.1683	\$1,777	\$6.8070	\$1,422	\$5.4456
-	-	20,000	\$2,949	\$3.7049	\$2,458	\$3.0874	\$1,966	\$2.4699
-	-	50,000	\$4,061	\$2.6656	\$3,384	\$2.2214	\$2,707	\$1.7771
-	-	100,000	\$5,394	\$5.3936	\$4,495	\$4.4947	\$3,596	\$3.5957
S-1	Storage—Moderate Hazard	1,000	\$650	\$5.0320	\$542	\$4.1933	\$434	\$3.3546
-	-	5,000	\$852	\$7.0585	\$710	\$5.8820	\$568	\$4.7056
-	-	10,000	\$1,205	\$4.6142	\$1,004	\$3.8452	\$803	\$3.0761
-	-	20,000	\$1,666	\$2.0951	\$1,388	\$1.7459	\$1,111	\$1.3967
-	-	50,000	\$2,295	\$1.4965	\$1,912	\$1.2471	\$1,530	\$0.9977
-	-	100,000	\$3,043	\$3.0429	\$2,536	\$2.5357	\$2,029	\$2.0286
S-1	Storage—Moderate Hazard, Repair Garage	500	\$707	\$10.9337	\$589	\$9.1114	\$471	\$7.2892
-	Motor Vehicles (not High Hazard)	2,500	\$925	\$15.3141	\$771	\$12.7617	\$617	\$10.2094
-	-	5,000	\$1,308	\$10.0265	\$1,090	\$8.3554	\$872	\$6.6843
-	-	10,000	\$1,810	\$4.5643	\$1,508	\$3.8036	\$1,206	\$3.0429
-	-	25,000	\$2,494	\$3.2673	\$2,078	\$2.7228	\$1,663	\$2.1782
-	-	50,000	\$3,311	\$6.6220	\$2,759	\$5.5183	\$2,207	\$4.4146
S-2	Storage—Low Hazard	500	\$901	\$13.9478	\$751	\$11.6231	\$601	\$9.2985
-	-	2,500	\$1,180	\$19.5323	\$984	\$16.2769	\$787	\$13.0216
-	-	5,000	\$1,669	\$12.7981	\$1,391	\$10.6651	\$1,112	\$8.5321
-	-	10,000	\$2,309	\$5.8093	\$1,924	\$4.8411	\$1,539	\$3.8729
-	-	25,000	\$3,180	\$4.1777	\$2,650	\$3.4814	\$2,120	\$2.7851
-	-	50,000	\$4,224	\$8.4489	\$3,520	\$7.0408	\$2,816	\$5.6326
S-2	Storage—Low Hazard, Aircraft Hangar	1,000	\$901	\$6.9836	\$751	\$5.8197	\$601	\$4.6558
-	-	5,000	\$1,181	\$9.7428	\$984	\$8.1190	\$787	\$6.4952
-	-	10,000	\$1,668	\$6.3913	\$1,390	\$5.3261	\$1,112	\$4.2608
-	-	20,000	\$2,307	\$2.9098	\$1,923	\$2.4249	\$1,538	\$1.9399
-	-	50,000	\$3,180	\$2.0889	\$2,650	\$1.7407	\$2,120	\$1.3926
-	-	100,000	\$4,224	\$4.2245	\$3,520	\$3.5204	\$2,816	\$2.8163
S-2	Storage—Low Hazard, Parking Garages	1,000	\$854	\$6.6189	\$712	\$5.5157	\$569	\$4.4126
-	Open or Enclosed	5,000	\$1,119	\$9.2284	\$932	\$7.6903	\$746	\$6.1522

Inspection Fees by Occupancy Class and Construction Type

Adopted Inspection Fees

IBC Class	IBC Occupancy Type	Project Size Threshold	Construction Type IA, IB		Construction Type IIA, IIB, IIIA, IIIB, IV		Construction Type VA, VB	
			Base Cost @ Threshold Size	Cost for Each Additional 100 sf *	Base Cost @ Threshold Size	Cost for Each Additional 100 sf *	Base Cost @ Threshold Size	Cost for Each Additional 100 sf *
-	-	10,000	\$1,580	\$6.0733	\$1,317	\$5.0611	\$1,053	\$4.0488
-	-	20,000	\$2,187	\$2.7477	\$1,823	\$2.2898	\$1,458	\$1.8318
-	-	50,000	\$3,012	\$1.9829	\$2,510	\$1.6524	\$2,008	\$1.3219
-	-	100,000	\$4,003	\$4.0031	\$3,336	\$3.3359	\$2,669	\$2.6687
S	S Occupancy Tenant Improvements	1,000	\$628	\$4.8597	\$523	\$4.0497	\$419	\$3.2398
-	-	5,000	\$822	\$6.8122	\$685	\$5.6768	\$548	\$4.5414
-	-	10,000	\$1,163	\$4.4583	\$969	\$3.7152	\$775	\$2.9722
-	-	20,000	\$1,609	\$2.0161	\$1,341	\$1.6801	\$1,072	\$1.3441
-	-	50,000	\$2,214	\$1.4653	\$1,845	\$1.2211	\$1,476	\$0.9769
-	-	100,000	\$2,946	\$2.9462	\$2,455	\$2.4552	\$1,964	\$1.9641
U	Accessory—Agricultural Building	600	\$943	\$12.1785	\$786	\$10.1487	\$629	\$8.1190
-	-	3,000	\$1,236	\$17.0226	\$1,030	\$14.1855	\$824	\$11.3484
-	-	6,000	\$1,746	\$11.1457	\$1,455	\$9.2881	\$1,164	\$7.4305
-	-	12,000	\$2,415	\$5.0818	\$2,012	\$4.2349	\$1,610	\$3.3879
-	-	30,000	\$3,330	\$3.6165	\$2,775	\$3.0138	\$2,220	\$2.4110
-	-	60,000	\$4,415	\$7.3577	\$3,679	\$6.1315	\$2,943	\$4.9052
U	Accessory—Barn or Shed	200	\$694	\$26.8550	\$578	\$22.3792	\$463	\$17.9033
-	-	1,000	\$909	\$37.5682	\$757	\$31.3068	\$606	\$25.0454
-	-	2,000	\$1,284	\$24.6298	\$1,070	\$20.5248	\$856	\$16.4198
-	-	4,000	\$1,777	\$11.1977	\$1,481	\$9.3314	\$1,185	\$7.4651
-	-	10,000	\$2,449	\$7.9969	\$2,041	\$6.6641	\$1,633	\$5.3312
-	-	20,000	\$3,249	\$16.2432	\$2,707	\$13.5360	\$2,166	\$10.8288
U	Accessory—Private Garage	200	\$759	\$29.4037	\$633	\$24.5031	\$506	\$19.6025
-	-	1,000	\$995	\$41.1067	\$829	\$34.2556	\$663	\$27.4045
-	-	2,000	\$1,406	\$26.9524	\$1,171	\$22.4604	\$937	\$17.9683
-	-	4,000	\$1,945	\$12.2473	\$1,621	\$10.2061	\$1,297	\$8.1649
-	-	10,000	\$2,680	\$8.7763	\$2,233	\$7.3136	\$1,786	\$5.8509
-	-	20,000	\$3,557	\$17.7864	\$2,964	\$14.8220	\$2,372	\$11.8576
U	Accessory—Other	1,000	\$1,258	\$9.7428	\$1,048	\$8.1190	\$839	\$6.4952
-	-	5,000	\$1,648	\$13.6243	\$1,373	\$11.3536	\$1,098	\$9.0829
-	-	10,000	\$2,329	\$8.9166	\$1,941	\$7.4305	\$1,553	\$5.9444
-	-	20,000	\$3,221	\$4.0478	\$2,684	\$3.3732	\$2,147	\$2.6985
-	-	50,000	\$4,435	\$2.9150	\$3,696	\$2.4292	\$2,957	\$1.9434
-	-	100,000	\$5,892	\$5.8924	\$4,910	\$4.9104	\$3,928	\$3.9283
-	Other Tenant Improvements	1,000	\$1,009	\$7.8137	\$840	\$6.5114	\$672	\$5.2091

Inspection Fees by Occupancy Class and Construction Type

Adopted Inspection Fees								
IBC Class	IBC Occupancy Type	Project Size Threshold	Construction Type IA, IB		Construction Type IIA, IIB, IIIA, IIIB, IV		Construction Type VA, VB	
			Base Cost @ Threshold Size	Cost for Each Additional 100 sf *	Base Cost @ Threshold Size	Cost for Each Additional 100 sf *	Base Cost @ Threshold Size	Cost for Each Additional 100 sf *
-	-	5,000	\$1,321	\$10.9275	\$1,101	\$9.1063	\$881	\$7.2850
-	-	10,000	\$1,867	\$7.1395	\$1,556	\$5.9496	\$1,245	\$4.7597
-	-	20,000	\$2,581	\$3.2424	\$2,151	\$2.7020	\$1,721	\$2.1616
-	-	50,000	\$3,554	\$2.3383	\$2,962	\$1.9486	\$2,369	\$1.5588
-	-	100,000	\$4,723	\$4.7233	\$3,936	\$3.9361	\$3,149	\$3.1489
R-3	Residential Room Addition	50	\$467	\$72.2369	\$389	\$60.1974	\$311	\$48.1579
-	-	250	\$611	\$101.0132	\$509	\$84.1776	\$407	\$67.3421
-	-	500	\$864	\$66.2041	\$720	\$55.1701	\$576	\$44.1361
-	-	1,000	\$1,195	\$30.0805	\$995	\$25.0671	\$796	\$20.0537
-	-	2,500	\$1,646	\$21.5588	\$1,371	\$17.9657	\$1,097	\$14.3726
-	-	5,000	\$2,185	\$43.6944	\$1,821	\$36.4120	\$1,456	\$29.1296
-	New Type 2	1,000	\$218	\$1.6960	\$182	\$1.4134	\$146	\$1.1307
-	-	5,000	\$286	\$2.3570	\$239	\$1.9641	\$191	\$1.5713
-	-	10,000	\$404	\$1.5464	\$337	\$1.2886	\$269	\$1.0309
-	-	20,000	\$559	\$0.7150	\$466	\$0.5958	\$372	\$0.4767
-	-	50,000	\$773	\$0.4988	\$644	\$0.4157	\$515	\$0.3326
-	-	100,000	\$1,023	\$1.0226	\$852	\$0.8522	\$682	\$0.6817
-	New Type 3	1,000	\$273	\$2.1200	\$227	\$1.7667	\$182	\$1.4134
-	-	5,000	\$358	\$2.9462	\$298	\$2.4552	\$239	\$1.9641
-	-	10,000	\$505	\$1.9330	\$421	\$1.6108	\$337	\$1.2886
-	-	20,000	\$698	\$0.8937	\$582	\$0.7448	\$466	\$0.5958
-	-	50,000	\$966	\$0.6235	\$805	\$0.5196	\$644	\$0.4157
-	-	100,000	\$1,278	\$1.2783	\$1,065	\$1.0652	\$852	\$0.8522
-	New Type 4	1,000	\$182	\$1.4134	\$152	\$1.1778	\$121	\$0.9422
-	-	5,000	\$239	\$1.9641	\$199	\$1.6368	\$159	\$1.3094
-	-	10,000	\$337	\$1.2886	\$281	\$1.0739	\$224	\$0.8591
-	-	20,000	\$466	\$0.5958	\$388	\$0.4965	\$310	\$0.3972
-	-	50,000	\$644	\$0.4157	\$537	\$0.3464	\$430	\$0.2771
-	-	100,000	\$852	\$0.8522	\$710	\$0.7101	\$568	\$0.5681
-	New Type 5	1,000	\$218	\$1.6960	\$182	\$1.4134	\$146	\$1.1307
-	-	5,000	\$286	\$2.3570	\$239	\$1.9641	\$191	\$1.5713
-	-	10,000	\$404	\$1.5464	\$337	\$1.2886	\$269	\$1.0309
-	-	20,000	\$559	\$0.7150	\$466	\$0.5958	\$372	\$0.4767
-	-	50,000	\$773	\$0.4988	\$644	\$0.4157	\$515	\$0.3326
-	-	100,000	\$1,023	\$1.0226	\$852	\$0.8522	\$682	\$0.6817

Inspection Fees by Occupancy Class and Construction Type

Adopted Inspection Fees

IBC Class	IBC Occupancy Type	Project Size Threshold	Construction Type IA, IB		Construction Type IIA, IIB, IIIA, IIIB, IV		Construction Type VA, VB	
			Base Cost @ Threshold Size	Cost for Each Additional 100 sf *	Base Cost @ Threshold Size	Cost for Each Additional 100 sf *	Base Cost @ Threshold Size	Cost for Each Additional 100 sf *
-	New Type 6	1,000	\$273	\$2.1200	\$227	\$1.7667	\$182	\$1.4134
-	-	5,000	\$358	\$2.9462	\$298	\$2.4552	\$239	\$1.9641
-	-	10,000	\$505	\$1.9330	\$421	\$1.6108	\$337	\$1.2886
-	-	20,000	\$698	\$0.8937	\$582	\$0.7448	\$466	\$0.5958
-	-	50,000	\$966	\$0.6235	\$805	\$0.5196	\$644	\$0.4157
-	-	100,000	\$1,278	\$1.2783	\$1,065	\$1.0652	\$852	\$0.8522
-	New Type 7	1,000	\$182	\$1.4134	\$152	\$1.1778	\$121	\$0.9422
-	-	5,000	\$239	\$1.9641	\$199	\$1.6368	\$159	\$1.3094
-	-	10,000	\$337	\$1.2886	\$281	\$1.0739	\$224	\$0.8591
-	-	20,000	\$466	\$0.5958	\$388	\$0.4965	\$310	\$0.3972
-	-	50,000	\$644	\$0.4157	\$537	\$0.3464	\$430	\$0.2771
-	-	100,000	\$852	\$0.8522	\$710	\$0.7101	\$568	\$0.5681
-	New Type 8	1,000	\$218	\$1.6960	\$182	\$1.4134	\$146	\$1.1307
-	-	5,000	\$286	\$2.3570	\$239	\$1.9641	\$191	\$1.5713
-	-	10,000	\$404	\$1.5464	\$337	\$1.2886	\$269	\$1.0309
-	-	20,000	\$559	\$0.7150	\$466	\$0.5958	\$372	\$0.4767
-	-	50,000	\$773	\$0.4988	\$644	\$0.4157	\$515	\$0.3326
-	-	100,000	\$1,023	\$1.0226	\$852	\$0.8522	\$682	\$0.6817
-	New Type 9	1,000	\$273	\$2.1200	\$227	\$1.7667	\$182	\$1.4134
-	-	5,000	\$358	\$2.9462	\$298	\$2.4552	\$239	\$1.9641
-	-	10,000	\$505	\$1.9330	\$421	\$1.6108	\$337	\$1.2886
-	-	20,000	\$698	\$0.8937	\$582	\$0.7448	\$466	\$0.5958
-	-	50,000	\$966	\$0.6235	\$805	\$0.5196	\$644	\$0.4157
-	-	100,000	\$1,278	\$1.2783	\$1,065	\$1.0652	\$852	\$0.8522
-	New Type 10	1,000	\$182	\$1.4134	\$152	\$1.1778	\$121	\$0.9422
-	-	5,000	\$239	\$1.9641	\$199	\$1.6368	\$159	\$1.3094
-	-	10,000	\$337	\$1.2886	\$281	\$1.0739	\$224	\$0.8591
-	-	20,000	\$466	\$0.5958	\$388	\$0.4965	\$310	\$0.3972
-	-	50,000	\$644	\$0.4157	\$537	\$0.3464	\$430	\$0.2771
-	-	100,000	\$852	\$0.8522	\$710	\$0.7101	\$568	\$0.5681
-	New Type 11	1,000	\$218	\$1.6960	\$182	\$1.4134	\$146	\$1.1307
-	-	5,000	\$286	\$2.3570	\$239	\$1.9641	\$191	\$1.5713
-	-	10,000	\$404	\$1.5464	\$337	\$1.2886	\$269	\$1.0309
-	-	20,000	\$559	\$0.7150	\$466	\$0.5958	\$372	\$0.4767
-	-	50,000	\$773	\$0.4988	\$644	\$0.4157	\$515	\$0.3326

Inspection Fees by Occupancy Class and Construction Type

Adopted Inspection Fees

IBC Class	IBC Occupancy Type	Project Size Threshold	Construction Type IA, IB		Construction Type IIA, IIB, IIIA, IIIB, IV		Construction Type VA, VB	
			Base Cost @ Threshold Size	Cost for Each Additional 100 sf *	Base Cost @ Threshold Size	Cost for Each Additional 100 sf *	Base Cost @ Threshold Size	Cost for Each Additional 100 sf *
-	-	100,000	\$1,023	\$1.0226	\$852	\$0.8522	\$682	\$0.6817
SHELL BUILDINGS								
-	All Shell Buildings	1,000	\$698	\$5.3967	\$581	\$4.4973	\$465	\$3.5978
-	-	5,000	\$913	\$7.5448	\$761	\$6.2873	\$609	\$5.0299
-	-	10,000	\$1,291	\$4.9509	\$1,076	\$4.1257	\$860	\$3.3006
-	-	20,000	\$1,786	\$2.2572	\$1,488	\$1.8810	\$1,191	\$1.5048
-	-	50,000	\$2,463	\$1.6087	\$2,052	\$1.3406	\$1,642	\$1.0725
-	-	100,000	\$3,267	\$3.2673	\$2,723	\$2.7228	\$2,178	\$2.1782
A-2	Shell: Assembly—Food & Drink	1,000	\$698	\$5.3967	\$581	\$4.4973	\$465	\$3.5978
-	-	5,000	\$913	\$7.5448	\$761	\$6.2873	\$609	\$5.0299
-	-	10,000	\$1,291	\$4.9509	\$1,076	\$4.1257	\$860	\$3.3006
-	-	20,000	\$1,786	\$2.2572	\$1,488	\$1.8810	\$1,191	\$1.5048
-	-	50,000	\$2,463	\$1.6087	\$2,052	\$1.3406	\$1,642	\$1.0725
-	-	100,000	\$3,267	\$3.2673	\$2,723	\$2.7228	\$2,178	\$2.1782
B	Shell: Business—Clinic, Outpatient	1,000	\$872	\$6.7459	\$727	\$5.6216	\$581	\$4.4973
-	-	5,000	\$1,142	\$9.4310	\$952	\$7.8592	\$761	\$6.2873
-	-	10,000	\$1,613	\$6.1886	\$1,345	\$5.1572	\$1,076	\$4.1257
-	-	20,000	\$2,232	\$2.8215	\$1,860	\$2.3513	\$1,488	\$1.8810
-	-	50,000	\$3,079	\$2.0109	\$2,566	\$1.6758	\$2,052	\$1.3406
-	-	100,000	\$4,084	\$4.0842	\$3,403	\$3.4035	\$2,723	\$2.7228
B	Shell: Business—Professional Office	1,000	\$872	\$6.7459	\$727	\$5.6216	\$581	\$4.4973
-	-	5,000	\$1,142	\$9.4310	\$952	\$7.8592	\$761	\$6.2873
-	-	10,000	\$1,613	\$6.1886	\$1,345	\$5.1572	\$1,076	\$4.1257
-	-	20,000	\$2,232	\$2.8215	\$1,860	\$2.3513	\$1,488	\$1.8810
-	-	50,000	\$3,079	\$2.0109	\$2,566	\$1.6758	\$2,052	\$1.3406
-	-	100,000	\$4,084	\$4.0842	\$3,403	\$3.4035	\$2,723	\$2.7228
M	Shell: Mercantile—Department & Drug Store	1,000	\$872	\$6.7459	\$727	\$5.6216	\$581	\$4.4973
-	-	5,000	\$1,142	\$9.4310	\$952	\$7.8592	\$761	\$6.2873
-	-	10,000	\$1,613	\$6.1886	\$1,345	\$5.1572	\$1,076	\$4.1257
-	-	20,000	\$2,232	\$2.8215	\$1,860	\$2.3513	\$1,488	\$1.8810
-	-	50,000	\$3,079	\$2.0109	\$2,566	\$1.6758	\$2,052	\$1.3406
-	-	100,000	\$4,084	\$4.0842	\$3,403	\$3.4035	\$2,723	\$2.7228
-	Other Shell Building	1,000	\$872	\$6.7459	\$727	\$5.6216	\$581	\$4.4973
-	-	5,000	\$1,142	\$9.4310	\$952	\$7.8592	\$761	\$6.2873

Inspection Fees by Occupancy Class and Construction Type

Adopted Inspection Fees								
IBC Class	IBC Occupancy Type	Project Size Threshold	Construction Type IA, IB		Construction Type IIA, IIB, IIIA, IIIB, IV		Construction Type VA, VB	
			Base Cost @ Threshold Size	Cost for Each Additional 100 sf *	Base Cost @ Threshold Size	Cost for Each Additional 100 sf *	Base Cost @ Threshold Size	Cost for Each Additional 100 sf *
-	-	10,000	\$1,613	\$6.1886	\$1,345	\$5.1572	\$1,076	\$4.1257
-	-	20,000	\$2,232	\$2.8215	\$1,860	\$2.3513	\$1,488	\$1.8810
-	-	50,000	\$3,079	\$2.0109	\$2,566	\$1.6758	\$2,052	\$1.3406
-	-	100,000	\$4,084	\$4.0842	\$3,403	\$3.4035	\$2,723	\$2.7228
* Each additional 100 square feet, or portion thereof, up to the next highest project size threshold.								

(Res. 92-121, passed 12-21-92; Am.Res.96-80, passed 6-5-96; Am.Res.01-119, passed 6-6-01; Am.Res.02-266, passed 10-2-02; Am.Res. 04-136, passed 6-2-04; Am.Res.06-343, passed 11-15-06; Am Res.14-137, passed 8-6-14, Res 17-156 passed 10-4-17)

Mechanical, Electrical and Plumbing Item Fees

FEE TYPES		FEE DESCRIPTIONS	Adopted Fee
ADMINISTRATIVE AND MISC. FEES			
Travel and Documentation Fees:			
Simple Project (1 trip)			\$ 14.65
Moderate Project (2 trips)			\$ 29.30
Complex Project (3 trips)			\$ 43.94
Permit Issuance			
Supplemental Permit Issuance			\$ 21.97
MECHANICAL PERMIT FEES			
Stand Alone Mechanical Plan Check (hourly rate)			\$ 87.89
UNIT FEES:			
A/C, Residential (each)			\$ 58.59
Swamp Cooler (each)		Install / Relocate Swamp Cooler	\$ 87.89
Furnace (F.A.U., Floor)		Install/Relocate floor furnace, including vent (each)	\$ 51.27
Heater (Wall)		Install/Relocate suspended heater, recessed wall heater, or floor-mounted unit heater (each)	\$ 51.27
Appliance Vent/Chimney (only)		Install/Relocate/Replace appliance vent installed and not included in an appliance permit (each)	\$ 21.97
Refrigeration Compressor		Repair/Alter/Add heating appliance, refrigeration unit, cooling unit, absorption unit, or each heating, cooling, absorption, or evaporative cooling system, including installation of controls (each)	\$ 29.30
Boiler		Install/Relocate boiler or compressor	\$ 58.59
Chiller			\$ 58.59
Heat Pump (Package Unit)			\$ 43.94
Heater (Unit, Radiant, etc.)			\$ 29.30
Air Handler		Air-handling unit, including attached ducts. (Note: this fee shall not apply to an air-handling unit that is a portion of a factory-assembled appliance, cooling unit, evaporative cooler, or absorption unit for which a permit is required elsewhere) (each)	\$ 58.59
Duct Work (only)			\$ 43.94

Mechanical, Electrical and Plumbing Item Fees

FEE TYPES		FEE DESCRIPTIONS	Adopted Fee
Evaporative Cooler		Evaporative cooler other than portable type (each)	\$ 29.30
Make-up Air System			\$ 43.94
Moisture Exhaust Duct (Clothes Dryer)			\$ 21.97
Vent Fan, Single Duct (each)		Ventilation fan connected to a single duct (each)	\$ 21.97
Vent System		Ventilation system that is not a portion of any heating or air-conditioning system authorized by a permit (each)	\$ 43.94
Exhaust Hood and Duct (Residential)		Hood installation that is served by mechanical exhaust, including the ducts for such hood (each)	\$ 21.97
Exhaust Hood, Type I (Commercial Grease Hood)			\$ 117.18
Exhaust Hood, Type II (Commercial Steam Hood)			\$ 87.89
Non-Residential Incinerator		Install/Relocate commercial or industrial-type incinerator (each)	\$ 43.94
Refrigerator Condenser Remote			\$ 43.94
Walk-in Box/Refrigerator Coil			\$ 21.97
OTHER FEES:			
Other Mechanical Inspections (per half hour)		Appliance or piece of equipment not classed in other appliance categories, or for which no other fee is listed (each)	\$ 43.94
PLUMBING/GAS PERMIT FEES			
Stand Alone Plumbing Plan Check (hourly rate)		Stand Alone Plumbing Plan Check (hourly rate)	\$ 87.89
UNIT FEES:			
Fixtures (each)		Plumbing fixture or trap or set of fixtures on one trap, including water, drainage piping, and backflow protection (each)	\$ 21.97
Gas System			
First Outlet			\$ 21.97
Each Additional Outlet			\$ 21.97
Building Sewer		Building or trailer park sewer (each)	\$ 73.24

Mechanical, Electrical and Plumbing Item Fees

FEE TYPES		FEE DESCRIPTIONS	Adopted Fee
	Grease Trap	Industrial waste pretreatment interceptor, including its trap and vent, excepting kitchen-type grease interceptors functioning as fixture traps (each)	\$ 29.30
	Backflow Preventer	Backflow devices not included in other fee services	
	First 5		\$ 29.30
	Each after the First 5		\$ 7.32
	Roof Drain—Rainwater System	Rainwater system inside building (per drain)	\$ 43.94
	Water Heater		
	First Heater	Water Heater and/or vent (each)	\$ 36.62
	Each Additional Heater	Additional Water Heater and / or vent (each)	\$ 36.62
	Water Pipe Repair/Replacement (ea. Outlet)	Install/Alter/Repair water piping and/or water treating equipment (each)	\$ 29.30
	Drain-Vent Repair/Alterations	Repair/Alter drainage or vent piping (each fixture)	\$ 21.97
	Drinking Fountain		\$ 29.30
	Solar Water System Fixtures (solar panels, tanks, water treatment equipment)		\$ 131.83
	Graywater Systems (per hour)		\$ 87.89
	Medical Gas System (Each Outlet)		\$ 43.94
	Water Softener		\$ 87.89
	Shower Pan Installation		\$ 87.89
	OTHER FEES:		
	Other Plumbing and Gas Inspections (per half hour)		\$ 43.94
ELECTRICAL PERMIT FEES			
	Stand Alone Electrical Plan Check (hourly rate)		\$ 115.72
	SYSTEM FEES:		
	Whole House Rewire		\$ 175.77
	Private, Residential, In-ground Swimming Pools (each new)		\$ 43.94
	Single Phase Service (per 100 amps)		\$ 29.30
	Three Phase Service (per 100 amps)		\$ 29.30

Mechanical, Electrical and Plumbing Item Fees

FEE TYPES		FEE DESCRIPTIONS	Adopted Fee
	Outdoor Events	Carnivals, circuses, or other traveling shows or exhibitions utilizing transportable-type rides, booths, displays, and attractions	
	Electric generator and electrically-driven rides (each)		\$ 7.32
	Mechanically-driven rides and walk-through attractions or displays having electric lighting (each)		\$ 7.32
	System of area and booth lighting (each)		\$ 7.32
	For permanently installed rides, booths, displays, and attractions, use the UNIT FEE schedule		\$ 7.32
	Temporary Power Service		
	Temporary Service (each)	Temporary distribution system and temporary lighting and receptacle outlets for constructions sites, decorative light, Christmas tree sales lots, firework stands, etc.	\$ 14.65
	Temporary Pole (each)	Temporary Service power pole or pedestal, including all pole or pedestal-mounted receptacle outlets and appurtenances	\$ 29.30
	UNIT FEES:		
	Pre-Inspection (per half hour)		\$ 43.94
	Generator Installation (per kW)		
	Receptacle, Switch, and Lighting Outlets	Receptacle, switch, lighting, or other outlets at which current is used or controlled, except services, feeders, and meters	
	First 10 (or portion thereof)	(For multi-outlet assemblies, each 5 feet or fraction thereof may be considered as one outlet)	\$ 43.94
	Each Additional 10 (or portion thereof)		\$ 43.94

Mechanical, Electrical and Plumbing Item Fees

FEE TYPES		FEE DESCRIPTIONS	Adopted Fee
	Lighting Fixtures	Lighting Fixtures, sockets, or other lamp-holding devices	
	First 10		\$ 58.59
	Each additional 10		\$ 58.59
	Pole or platform-mounted lighting fixtures (each)		\$ 43.94
	Theatrical-type lighting fixtures or assemblies (each)		\$ 95.21
	Residential Appliances	Fixed residential appliances or receptacle outlets for same, including wall-mounted electric ovens; counter mounted cooking tops; electric ranges; self-contained room console or through-wall air conditioners; space heaters; food waste grinders; dishwashers; washing machines; water heaters; clothes dryers; or other motor-operated appliances (each) not exceeding one horsepower (HP) in rating (each)	\$ 36.62
		(For other types of air conditioners and other motor-driven appliances having larger electrical ratings, see Power Apparatus)	
	Nonresidential Appliances		
	Self-contained factory-wired, nonresidential appliances, including medical and dental devices; food, beverage, and ice cream cabinets; illuminated show cases; drinking fountains; vending machines; laundry machines; or other similar types of equipment (each)		\$ 43.94
	Self-contained factory-wired, nonresidential appliances not exceeding one horsepower (HP), kilowatt (kW), or kilovolt-ampere (kVA) in rating, including medical and dental devices; food, beverage, and ice cream cabinets; illuminated show cases; drinking fountains; vending machines; laundry machines; or other similar types of equipment (each)		\$ 43.94
		(For other types of air conditioners and other motor-driven appliances having larger electrical ratings, see Power Apparatus)	

Mechanical, Electrical and Plumbing Item Fees

FEE TYPES		FEE DESCRIPTIONS	Adopted Fee
	Power Apparatus	Motors, generators, transformers, rectifiers, synchronous converters, capacitors, industrial heating, air conditioners and heat pumps, cooking or baking equipment, and other apparatus. Rating in horsepower (HP), kilowatts (kW), or kilovolt-amperes (kVA), or kilovolt-amperes-reactive (kVAR)	
	Up to and including 1 (each)		\$ 43.94
	Over 1 and not over 10 (each)		\$ 51.27
	Over 10 and not over 50 (each)		\$ 73.24
	Over 50 and not over 100 (each)		\$ 80.56
	Over 100 (each)		\$ 87.89
		(For equipment or appliances having more than one motor, transformer, heater, etc., the sum of the combined ratings may be used. These fees include all switches, circuit breakers, contactors, thermostats, relays, and other directly related control equipment.)	
	Busways		
	Trolley and plug-in-type busways - each 100 feet or fraction thereof		\$ 36.62
		(An additional fee will be required for lighting fixtures, motors, and other appliances that are connected to trolley and plug-in-type busways. No fee is required for portable tools.)	
	Signs, Outline Lighting, and Marquees		
	Signs, Outline Lighting, or Marquees supplied from one branch circuit (each)		\$ 58.59
	Additional branch circuits within the same sign, outline lighting system, or marquee (each)		\$ 21.97

Mechanical, Electrical and Plumbing Item Fees

FEE TYPES		FEE DESCRIPTIONS	Adopted Fee
Services	Services of 600 volts or less, up to 200 amperes in rating (each)		\$ 109.86
	Services of 600 volts or less, 201 to 1000 amperes in rating (each)		\$ 168.45
	Services over 600 volts or over 1000 amperes in rating (each)		\$ 227.04
	Miscellaneous Apparatus, Conduits, and Conductors		
	Electrical apparatus, conduits, and conductors for which a permit is required, but for which no fee is herein set forth		\$ 29.30
		(This fee is not applicable when a fee is paid for one or more services, outlets, fixtures, appliances, power apparatus, busways, signs, or other equipment)	
	Photovoltaic Systems (each)		\$ 439.43
	OTHER FEES:		
OTHER INSPECTIONS AND FEES	Other Electrical Inspections (per half hour)		\$ 43.94
	Inspections outside of normal business hours, 0-2 hours (minimum charge)		\$ 263.66
	Each additional hour or portion thereof		\$ 87.89
	Re-inspection Fee (per hour)		\$ 87.89
	Inspections for which no fee is specifically indicated, per hour (minimum charge = 1 hour)		\$ 87.89
	Additional Plan Review required by changes, additions, or revisions to approved plans, per hour (minimum charge = 1 hour)		\$ 87.89

(Res. 92-121, passed 12-21-92; Am. Res. 96-80, passed 6-5-96; Am. Res. 01-119, passed 6-6-01; Am. Res. 02-266, passed 10-2-02; Am. Res. 04-136, passed 6-2-04; Am. Res. 06-343, passed 11-15-06; Am. Res. 14-137, passed 8-6-14, Am. Res. 17-156 passed 10-4-17)

Miscellaneous Item Fees

Work Item	Unit	Adopted Plan Check Fee	Adopted Inspection Fee	Adopted Total Fee
Antenna—Telecom Facility				
Radio	each	\$ 161.26	\$ 116.89	\$ 278.15
Cellular/Mobile Phone, free-standing	each	\$ 161.26	\$ 219.72	\$ 380.98
Cellular/Mobile Phone, attached to building	each	\$ 183.23	\$ 160.83	\$ 344.06
Application Meeting				
First Hour	hourly rate			
Each additional hour	hourly rate			
Arbor/Trellis	each	\$ 258.80	\$ 116.89	\$ 375.69
Awning/Canopy (supported by building)	each	\$ 225.84	\$ 72.95	\$ 298.79
Balcony addition	each	\$ 302.74	\$ 182.81	\$ 485.55
Carport	each	\$ 335.70	\$ 226.75	\$ 562.45
Certifications				
Chimney Repair	each	\$ 74.70	\$ 94.92	\$ 169.62
Close Existing Openings				
Interior wall	each	\$ 63.72	\$ 54.93	\$ 118.65
Exterior wall	each	\$ 63.72	\$ 61.96	\$ 125.68
Commercial Coach (per unit)	each unit	\$ 140.62	\$ 138.86	\$ 279.48
Covered Porch	each	\$ 280.77	\$ 116.89	\$ 397.66
Deck (wood)	each	\$ 280.77	\$ 160.83	\$ 441.60
Deck Railing		\$ 43.94	\$ 72.95	\$ 116.89
Demolition (up to 3,000 sf)				
Commercial	each	\$ 117.31	\$ 116.89	\$ 234.20
Residential	each	\$ 117.31	\$ 116.89	\$ 234.20
Disabled Access Compliance Inspection	per hour	\$ 118.65	\$ 182.81	\$ 301.46
Door				

Miscellaneous Item Fees

Work Item	Unit	Adopted Plan Check Fee	Adopted Inspection Fee	Adopted Total Fee
New door (non structural)	each	\$ 52.73	\$ 61.96	\$ 114.69
New door (structural shear wall/masonry)	each	\$ 74.70	\$ 72.95	\$ 147.65
Duplicate/Replacement Job Card	each	\$ 30.76	\$ 43.94	\$ 74.70
Fence				
Non-masonry, over 6 feet in height	per sq. ft.	\$ 225.84	\$ 72.95	\$ 298.79
Non-masonry, each additional 100 lf	each 100 lf	\$ -	\$ 10.99	\$ 10.99
Masonry, over 6 feet in height	up to 100 lf	\$ 280.77	\$ 171.82	\$ 452.59
Masonry, each additional 100 lf	each 100 lf	\$ 10.99	\$ 87.89	\$ 98.87
Fireplace				
Masonry	each	\$ 63.72	\$ 171.82	\$ 235.54
Pre-Fabricated/Metal	each	\$ 63.72	\$ 116.89	\$ 180.61
Flag pole (over 20 feet in height)	each	\$ 95.34	\$ 116.89	\$ 212.23
Foundation Repair	each	\$ 79.10	\$ 175.78	\$ 254.87
Garage (detached)				
Wood frame up to 1,000 sf	each	\$ 140.62	\$ 226.75	\$ 367.37
Masonry up to 1,000 sf	each	\$ 162.59	\$ 281.68	\$ 444.27
Life Safety Report	each			
Lighting pole	each	\$ 63.72	\$ 61.96	\$ 125.68
each add'l pole	each	\$ 10.99	\$ 21.97	\$ 32.96
Landscaping Plan Review - WELO Compliance				
Single Family Residential	each	\$ 65.92	\$ 43.95	\$ 109.87
Multi-Family/Commercial/Industrial - (first 5,000 sf)	each	\$ 87.89	\$ 43.95	\$ 131.84
Multi-Family/Commercial/Industrial - (each additional 3000 sf)	each	\$ 21.97	\$ 14.65	\$ 36.62
Modular Structures				
Partition—Commercial, Interior (up to 30 lf)	up to 30 lf	\$ 54.93	\$ 54.93	\$ 109.86
Additional partition	each 30 lf	\$ 10.99	\$ 21.97	\$ 32.96
Partition—Residential, Interior (up to 30 lf)	up to 30 lf	\$ 54.93	\$ 54.93	\$ 109.86

Miscellaneous Item Fees

Work Item	Unit	Adopted Plan Check Fee	Adopted Inspection Fee	Adopted Total Fee
Additional partition	each 30 lf	\$ 10.99	\$ 21.97	\$ 32.96
Patio Cover				
Wood frame	up to 300 sf	\$ 236.82	\$ 160.83	\$ 397.66
Metal frame	up to 300 sf	\$ 258.80	\$ 182.81	\$ 441.60
Other frame	up to 300 sf	\$ 258.80	\$ 182.81	\$ 441.60
Additional patio	each 300 sf	\$ 21.97	\$ 65.92	\$ 87.89
Enclosed, wood frame	up to 300 sf	\$ 293.95	\$ 219.72	\$ 513.67
Enclosed, metal frame	up to 300 sf	\$ 337.90	\$ 263.66	\$ 601.56
Enclosed, other frame	up to 300 sf	\$ 337.90	\$ 263.66	\$ 601.56
Additional enclosed patio	each 300 sf	\$ 21.97	\$ 65.92	\$ 87.89
Photovoltaic System				
Residential	each	\$ 317.68	\$ 138.86	\$ 456.54
Commercial, up to 4 kilowatts	up to 4 kW	\$ 390.63	\$ 226.75	\$ 617.38
Commercial, each additional 1 kilowatt	each 1 kW	\$ 8.79	\$ 13.18	\$ 21.97
Pile Foundation				
Cast in Place Concrete (first 10 piles)	up to 10	\$ 219.72	\$ 219.72	\$ 439.44
Additional Piles (increments of 10)	each 10	\$ 219.72	\$ 219.72	\$ 439.44
Driven (steel, pre-stressed concrete)	up to 10	\$ 219.72	\$ 219.72	\$ 439.44
Additional Piles (increments of 10)	each 10	\$ 219.72	\$ 219.72	\$ 439.44
Product Review	per hour	\$ 87.89	\$ -	\$ 87.89
Remodel—Residential				
Less than 300 sf	up to 300 sf	\$ 161.26	\$ 226.75	\$ 388.01
Kitchen	up to 300 sf	\$ 161.26	\$ 281.68	\$ 442.94
Bath	up to 300 sf	\$ 161.26	\$ 281.68	\$ 442.94
Additional remodel	each 300 sf	\$ 54.93	\$ 54.93	\$ 109.86
Re-roof				
Residential		\$ 73.37	\$ 138.86	\$ 212.23

Miscellaneous Item Fees

Work Item	Unit	Adopted Plan Check Fee	Adopted Inspection Fee	Adopted Total Fee
Multi-Family Dwelling	up to 500 sf	\$ 106.33	\$ 116.89	\$ 223.22
Commercial	up to 500 sf	\$ 106.33	\$ 116.89	\$ 223.22
Commercial Addition	each 5000 sf	\$ 19.77	\$ 94.92	\$ 114.69
Retaining Wall (concrete or masonry)				
Standard (up to 50 lf)	up to 50 lf	\$ 280.77	\$ 171.82	\$ 452.59
Additional retaining wall	each 50 lf	\$ 21.97	\$ 21.97	\$ 43.94
Special Design, 3-10' high (up to 50 lf)	up to 50 lf	\$ 293.95	\$ 186.76	\$ 480.71
Additional retaining wall	each 50 lf	\$ 21.97	\$ 21.97	\$ 43.94
Special Design, over 10' high (up to 50 lf)	up to 50 lf	\$ 326.91	\$ 164.79	\$ 491.70
Additional retaining wall	each 50 lf	\$ 21.97	\$ 21.97	\$ 43.94
Gravity/Crib Wall, 0-10' high (up to 50 lf)	up to 50 lf	\$ 214.85	\$ 94.92	\$ 309.77
Additional Gravity/Crib Wall	each 50 lf	\$ 21.97	\$ 20.21	\$ 42.19
Gravity/Crib Wall, over 10' high (up to 50 lf)	up to 50 lf	\$ 258.80	\$ 138.86	\$ 397.66
Additional Gravity/Crib Wall	each 50 lf	\$ 21.97	\$ 20.21	\$ 42.19
Roof Structure Replacement	up to 100 sf	\$ 86.55	\$ 87.89	\$ 174.44
Additional roof structure replacement	each 100 sf	\$ 10.99	\$ 29.00	\$ 39.99
Sauna—steam	each	\$ 65.92	\$ 131.83	\$ 197.75
Siding				
Stone and Brick Veneer (interior or exterior)	up to 400 sf	\$ 43.94	\$ 72.95	\$ 116.89
All Other	up to 400 sf	\$ 58.88	\$ 72.95	\$ 131.83
Additional siding	each 400 sf	\$ 8.79	\$ 29.00	\$ 37.79
Signs				
Directional	each	\$ 63.72	\$ 94.92	\$ 158.64
Each additional Directional Sign	each	\$ -	\$ -	\$ -
Ground/Roof/Projecting Signs	each	\$ 52.73	\$ 94.92	\$ 147.65
Master Plan Sign Check	each			
Rework of any existing Ground Sign	each	\$ 37.79	\$ 50.97	\$ 88.77

Miscellaneous Item Fees

Work Item	Unit	Adopted Plan Check Fee	Adopted Inspection Fee	Adopted Total Fee
Other Sign	each	\$ 37.79	\$ 50.97	\$ 88.77
Re-inspection Fee	each	\$ -	\$ 87.89	\$ 87.89
Wall/Awning Sign, Non-Electric	each	\$ 58.88	\$ 94.92	\$ 153.80
Wall, Electric	each	\$ 58.88	\$ 94.92	\$ 153.80
Skylight				
Less than 10 sf	each	\$ 26.37	\$ 50.97	\$ 77.34
Greater than 10 sf or structural	each	\$ 52.73	\$ 68.55	\$ 121.29
Stairs—First Flight	first flight	\$ 43.94	\$ 87.89	\$ 131.83
Each additional flight	per flight	\$ 8.79	\$ 17.58	\$ 26.37
Storage Racks				
0-8' high (up to 100 lf)	first 100 lf	\$ 43.94	\$ 87.89	\$ 131.83
each additional 100 lf	each 100 lf	\$ 17.58	\$ 17.58	\$ 35.16
over 8' high (up to 100 lf)	first 100 lf	\$ 43.94	\$ 43.94	\$ 87.89
each additional 100 lf	each 100 lf	\$ 17.58	\$ 17.58	\$ 35.16
Stucco Applications	up to 400 sf	\$ 30.76	\$ 29.00	\$ 59.76
Additional Stucco Application	each 400 sf	\$ -	\$ 29.00	\$ 29.00
Supplemental Plan Check Fee (after 3rd review)				
First hour	each	\$ 96.68	\$ -	\$ 96.68
Each Additional hour	per hour	\$ 96.68	\$ -	\$ 96.68
Supplemental Inspection Fee				
First hour	each	\$ -	\$ 94.92	\$ 94.92
Each Additional hour	per hour	\$ -	\$ 94.92	\$ 94.92
Swimming Pool/Spa				
Vinyl-lined (up to 800 sf)	each	\$ 293.95	\$ 439.44	\$ 733.39
Fiberglass	each	\$ 302.74	\$ 446.47	\$ 749.21
Gunite (up to 800 sf)	each	\$ 346.68	\$ 446.47	\$ 793.15
Additional pool (over 800 sf)	each 100 sf	\$ 96.68	\$ 87.89	\$ 184.56

Miscellaneous Item Fees

Work Item	Unit	Adopted Plan Check Fee	Adopted Inspection Fee	Adopted Total Fee
Commercial pool (up to 800 sf)	each	\$ 346.68	\$ 263.66	\$ 610.35
Commercial pool (over 800 sf)	each	\$ 434.57	\$ 263.66	\$ 698.24
Spa or Hot Tub (Pre-fabricated)	each	\$ 197.28	\$ 138.86	\$ 336.14
Trash Enclosure				
Single Bay Trash Enclosure		-	\$ 268.91	\$ 268.91
Double Bay Enclosure		-	\$ 472.16	\$ 472.16
Window or Sliding Glass Door				
Replacement	each	\$ 30.76	\$ 50.97	\$ 81.74
New Window (non structural)	each	\$ 30.76	\$ 68.55	\$ 99.31
New window (structural shear wall/masonry)	each	\$ 96.68	\$ 138.86	\$ 235.54
Bay Window (structural)	each	\$ 96.68	\$ 138.86	\$ 235.54
Each Additional Window/Door After the First	each	\$ -	\$ 15.82	\$ 15.82

(Res. 92-121, passed 12-21-92; Am.Res.96-80, passed 6-5-96; Am.Res.01-119, passed 6-6-01; Am.Res.02-266, passed 10-2-02; Am. Res. 04-136, passed 6-2-04; Am.Res.06-343, passed 11-15-06; Am Res.14-137, passed 8-6-14, Am. Res 17-156 passed 10-4-17)

Fire Miscellaneous Items Permit Fees

Adopted Fire Permit Items					
Work Item	Unit		Adopted Plan Check Fee	Adopted Inspection Fee	Adopted Total Fee
Fire Sprinkler Systems					
1-20 Heads	per floor or system		\$ 249.42	\$ 207.85	\$ 457.26
21-100 Heads	per floor or system		\$ 332.55	\$ 290.98	\$ 623.54
101-200 Heads	per floor or system		\$ 415.69	\$ 415.69	\$ 831.38
201-350 Heads	per floor or system		\$ 498.83	\$ 498.83	\$ 997.66
351+	per floor or system		\$ 665.11	\$ 581.97	\$ 1,247.08
			\$ -	\$ -	\$ -
Fire Sprinkler —Tenant Improvements			\$ -	\$ -	\$ -
			\$ -	\$ -	\$ -
1-19 Heads	per floor or system		\$ 83.14	\$ 124.71	\$ 207.85
20-100 Heads	per floor or system		\$ 166.28	\$ 207.85	\$ 374.12
101-200 Heads	per floor or system		\$ 270.20	\$ 290.98	\$ 561.18
201-350 Heads	per floor or system		\$ 374.12	\$ 415.69	\$ 789.81
351+	per floor or system		\$ 498.83	\$ 498.83	\$ 997.66
Additional Fire Sprinkler Review Items					
Hydraulic Calculation	per remote area		\$ 124.71	\$ -	\$ 124.71
Antifreeze System	per system				
Dry Pipe Valve	per valve		\$ 124.71	\$ 83.14	\$ 207.85
Deluge/Preaction	per valve		\$ 124.71	\$ 83.14	\$ 207.85
Fire Cycle	per system		\$ -	\$ -	\$ -
Pressure Reducing Station	per valve				
Annual Sprinkler Test					
Fire Pump	per pump		\$ 166.28	\$ 249.42	\$ 415.69
New Knox Box Installation			\$ 41.57	\$ 41.57	\$ 83.14
Trenching/Confined Space Permits	Inspection				
Fire Standpipe System					
Class I, II, III & Article 81	per outlet		\$ 41.57	\$ 62.35	\$ 103.92

Fire Miscellaneous Items Permit Fees

Adopted Fire Permit Items					
Work Item	Unit		Adopted Plan Check Fee	Adopted Inspection Fee	Adopted Total Fee
Fire Alarm System					
0-15 Devices*	per system		\$ 124.71	\$ 124.71	\$ 249.42
16-50 Devices	per system		\$ 166.28	\$ 207.85	\$ 374.12
51-100 Devices	per system		\$ 207.85	\$ 290.98	\$ 498.83
101-500 Devices	per system		\$ 332.55	\$ 415.69	\$ 748.25
Each additional 25 devices up to 1,000	per system		\$ 62.35	\$ 83.14	\$ 145.49
1001+	per system		\$ 228.63	\$ 415.69	\$ 644.32
Each additional 100 devices	per system		\$ 124.71	\$ 124.71	\$ 249.42
*Devices=All Initiating and indicating appliances					
Additional Fire Alarm Review Items					
Dampers	each		\$ 20.78	\$ 83.14	\$ 103.92
Hi/Lo Alarms	each		\$ 41.57	\$ 41.57	\$ 83.14
Low Air/Temp Alarms	each		\$ 41.57	\$ 41.57	\$ 83.14
Graphic Annunciator Review	each		\$ 20.78	\$ 41.57	\$ 62.35
Hazardous Activities or Uses					
Installation Permits					
Clean Agent Gas Systems	each		\$ 124.71	\$ 166.28	\$ 290.98
Dry Chemical Systems	each		\$ 124.71	\$ 103.92	\$ 228.63
Wet Chemical/Kitchen Hood	each		\$ 124.71	\$ 83.14	\$ 207.85
Foam Systems	each		\$ 83.14	\$ 83.14	\$ 166.28
Paint Spray Booth	each		\$ 124.71	\$ 103.92	\$ 228.63
Vehicle Access Gate	each		\$ 20.78	\$ 41.57	\$ 62.35
Monitoring	each		\$ 41.57	\$ 83.14	\$ 124.71
Propane Tank (LPG)	each		\$ 83.14	\$ 124.71	\$ 207.85
Aboveground—Flammable/Combustible Liquid Tank and/or Pipe	per site		\$ 83.14	\$ 166.28	\$ 249.42
Underground—Flammable/Combustible Liquid Tank and/or Pipe	per site		\$ 83.14	\$ 166.28	\$ 249.42

Fire Miscellaneous Items Permit Fees

Adopted Fire Permit Items					
Work Item	Unit		Adopted Plan Check Fee	Adopted Inspection Fee	Adopted Total Fee
Fuel Dispensing System Complete	per site		\$ 166.28	\$ 290.98	\$ 457.26
High Piled/Rack/Shelf Storage	each		\$ 83.14	\$ 83.14	\$ 166.28
Smoke Control IFC Chapter 9	each		\$ 207.85	\$ 332.55	\$ 540.40
Nurse Call	each		\$ -	\$ -	\$ -
Medical Gas Alarms	each		\$ 124.71	\$ 83.14	\$ 207.85
Medical Gas Level 1 (Hospital)			\$ -	\$ -	\$ -
1-36 outlets	group		\$ 83.14	\$ 83.14	\$ 166.28
each additional 36 outlets	group		\$ 83.14	\$ 83.14	\$ 166.28
Medical Gas Level 2 (Dental w/oxygen)					
1-36 outlets	group		\$ 124.71	\$ 166.28	\$ 290.98
each additional 36 outlets	group		\$ 83.14	\$ 124.71	\$ 207.85
Medical Gas Level 3 (Dental)	per system		\$ 83.14	\$ 124.71	\$ 207.85
Refrigerant System	each		\$ 124.71	\$ 166.28	\$ 290.98
Refrigerant Monitoring System	each		\$ 83.14	\$ 103.92	\$ 187.06
Annual Permits					
Aerosol Products (a.1)	per permit		\$ -	\$ 83.14	\$ 83.14
Aircraft Refueling Vehicles (a.2)	per permit		\$ -	\$ -	\$ -
Aircraft Repair Hanger (a.3)	per permit		\$ -	\$ 83.14	\$ 83.14
Automobile Wrecking Yard (a.5)	per permit		\$ -	\$ -	\$ -
Battery System (b.1)	per permit		\$ -	\$ 83.14	\$ 83.14
Candles and Open Flames in Assembly Areas (c.1)	per permit		\$ -	\$ 83.14	\$ 83.14
Cellulose Nitrate Film (c.3)	per permit		\$ -	\$ 83.14	\$ 83.14
Cellulose Nitrate Storage (c.4)	per permit		\$ -	\$ 83.14	\$ 83.14
Cellulose Fiber Storage (c.5)	per permit		\$ -	\$ 83.14	\$ 83.14
Combustible Material Storage (c.6)	per permit		\$ -	\$ 83.14	\$ 83.14
Compressed Gases (c.7)	per permit		\$ -	\$ 83.14	\$ 83.14
Commercial Rubbish-Handling Operation (c.8)	per permit		\$ -	\$ 83.14	\$ 83.14
Cryogenics (c.9)	per permit		\$ -	\$ 83.14	\$ 83.14

Fire Miscellaneous Items Permit Fees

Adopted Fire Permit Items					
Work Item	Unit		Adopted Plan Check Fee	Adopted Inspection Fee	Adopted Total Fee
Dry Cleaning Plants (d.1)	per permit		\$ -	\$ 83.14	\$ 83.14
Dust-Producing Operations (d.2)	per permit		\$ -	\$ 83.14	\$ 83.14
Explosives or Blasting Agents, Use or Transportation (e.1)	per permit		\$ -	\$ 83.14	\$ 83.14
Fire; Manufacture, Compound, Store, Sale (f.2)	per permit		\$ -	\$ 83.14	\$ 83.14
Flammable or Combustible Liquids; Pipelines; Store, Handle, Use (f.3)	per permit		\$ -	\$ 83.14	\$ 83.14
Fruit Ripening (f.4)	per permit		\$ -	\$ 83.14	\$ 83.14
Fumigation or Thermal Insecticide Fogging (f.5)	per permit		\$ -	\$ 83.14	\$ 83.14
(h.1)	per permit		\$ -	\$ 166.28	\$ 166.28
High-Piled Combustible Storage (h.2)	per permit		\$ -	\$ 83.14	\$ 83.14
Hot-Works Operations (h.3)	per permit		\$ -	\$ 83.14	\$ 83.14
Liquefied Petroleum Gases, Store, Use, Handle, Dispense (l.1)	per permit		\$ -	\$ 83.14	\$ 83.14
Lumber Yards (l.3)	per permit		\$ -	\$ 83.14	\$ 83.14
Magnesium Working (m.1)	per permit		\$ -	\$ 83.14	\$ 83.14
Motor Vehicle Fuel-Dispensing Stations (m.3)	per permit		\$ -	\$ 83.14	\$ 83.14
Organic Coatings (o.2)	per permit		\$ -	\$ 83.14	\$ 83.14
Places of Assembly (p.2)	per permit		\$ -	\$ 83.14	\$ 83.14
Radioactive Materials (r.1)	per permit		\$ -	\$ 83.14	\$ 83.14
Refrigeration Equipment; Operate (r.2)	per permit		\$ -	\$ 83.14	\$ 83.14
Repair Garages (r.3)	per permit		\$ -	\$ 83.14	\$ 83.14
Spraying or Dipping (s.1)	per permit		\$ -	\$ 83.14	\$ 83.14
Tire Storage (t.2)	per permit		\$ -	\$ 83.14	\$ 83.14
Wood Products (w.1)	per permit		\$ -	\$ 83.14	\$ 83.14
Knox Box Inspection	Per inspection		\$ -	\$ 83.14	\$ 83.14
Activity Permits (Single Event/One-Time)					
Bowling Pin or Alley Refinishing (b.2)	per permit		\$ -	\$ 83.14	\$ 83.14
Candles and Open Flames in Assembly Areas (b.2)	per permit		\$ -	\$ 83.14	\$ 83.14
Carnivals and Fairs (c.2)	per permit		\$ 83.14	\$ 166.28	\$ 249.42
Explosive or Blasting Agents; Use, Dispose (e.1)	per permit		\$ -	\$ 124.71	\$ 124.71
Fireworks; Displays (f.2)	per permit		\$ 83.14	\$ 415.69	\$ 498.83

Fire Miscellaneous Items Permit Fees

Adopted Fire Permit Items					
Work Item	Unit		Adopted Plan Check Fee	Adopted Inspection Fee	Adopted Total Fee
Hot Work Operations (h.3)	per permit		\$ 83.14	\$ 166.28	\$ 249.42
Liquefied Petroleum Gasses; install Containers (l.1)	per permit		\$ -	\$ 166.28	\$ 166.28
(l.2)	per permit		\$ -	\$ 166.28	\$ 166.28
Mall, Covered (m.2)	per permit		\$ -	\$ -	\$ -
Open Burning (o.1)	per permit		\$ -	\$ -	\$ -
Parade Float (p.1)	per permit		\$ -	\$ -	\$ -
Pyrotechnical Special Effects Material (p.3)	per permit		\$ -	\$ -	\$ -
Temporary Membrane Structures, Tents, and Canopies (t.1)	per permit		\$ 20.78	\$ 83.14	\$ 103.92
Reports					
Life Safety Report	per hour		\$ 166.28	\$ -	\$ 166.28
Hazardous Material Inventory Statement	per hour		\$ 166.28	\$ -	\$ 166.28
Hazardous Material Management Plan	per hour		\$ 249.42	\$ -	\$ 249.42
Hazardous Material Spill Verification Letter	per request		\$ -	\$ 41.57	\$ 41.57
Other Fire Fees					
Hydrants/Underground Fire Service Plan Check	each		\$ 124.71	\$ 207.85	\$ 332.55
Hydrant Flow Test (existing Hydrants)	each		\$ -	\$ 166.28	\$ 166.28
Fire Special Plan Review	each		\$ 83.14	\$ -	\$ 83.14
Re-inspection Fee	per hour		\$ 83.14	\$ 83.14	\$ 166.28
Hot Work Permit (Roofing)	per inspection		\$ -	\$ 83.14	\$ 83.14
Res or Comm Fumigation Inspection	per inspection		\$ -	\$ 166.28	\$ 166.28
Response/Recovery/Insp Services	per hour				
Annual State-Mandated Inspections (Permitted)					
24-Hour Care Facilities					
6 or less	per facility		\$ -	\$ 166.28	\$ 166.28
more than 6	per facility		\$ -	\$ 166.28	\$ 166.28
Day Care Centers					
7-12	per facility		\$ -	\$ 83.14	\$ 83.14

Fire Miscellaneous Items Permit Fees

			Adopted Fire Permit Items		
Work Item	Unit		Adopted Plan Check Fee	Adopted Inspection Fee	Adopted Total Fee
12+	per facility		\$ -	\$ 83.14	\$ 83.14
High Rise Building	per facility				
Homes for the Mentally Impaired, 6+	per facility		\$ -	\$ 249.42	\$ 249.42
Hospital and Jail	per facility		\$ -	\$ 332.55	\$ 332.55
Nursery School	per facility		\$ -	\$ 166.28	\$ 166.28
Private School	per facility		\$ -	\$ 831.38	\$ 831.38
Annual State-Mandated Inspections (No Charge)			\$ -	\$ -	\$ -

(Res. 92-121, passed 12-21-92; Am.Res.96-80, passed 6-5-96; Am.Res.01-119, passed 6-6-01; Am.Res.02-266, passed 10-2-02; Am. Res. 04-136, passed 6-2-04; Am.Res.06-343, passed 11-15-06; Am Res.14-137, passed 8-6-14, Am. Res 17-156 passed 10-4-17)

Planning Department Fees

FEE NO.	Fee Name	Adopted Fee
AMENDMENTS & REZONING		
1	Rezoning/Prezoning - under 10 acres	\$6,225
2	Rezoning/Prezoning- greater than 10 acres	\$7,470
3	Code Amendments	\$6,225
4	General Plan Amendments	\$6,225
4.1	Major General Plan Amendments - 10 Acres+	\$7,470
5	Specific Plan Amendments	\$6,113
5.1	Major Specific Plan Amendments - 10 Acres +	\$7,335
5.2	Specific Plan Preparation	\$12,450
APPEALS		
6	Administrative	\$1,325
7	Project Approvals	\$605
ENVIRONMENTAL ASSESSMENTS		
8	Negative Declaration	\$488
9	Mitigated Negative Declaration	\$563
10	Environmental Impact Report	At Cost
10.1	Environmental Impact Report - Administration	10% of Cost
11	Supplemental EIR	At Cost
11.1	Supplemental EIR EIR - Administration	10% of Cost
SUBDIVISION		
12	Lot Line Adjustment	\$405
13	Tentative Parcel Maps	\$1,069
13.1	Tentative Parcel Map Modification/Time Extension	\$534
14	Tentative Subdivision Maps - Less than 40 acres	\$4,538
14.1	Tentative Subdivision Maps - More than 40 Acres	\$5,445
15	Tentative Subdivision Map Modifications	\$2,250
16	Tentative Subdivision Map Time Extensions	\$1,594
SITE PLAN REVIEW APPLICATIONS		
17	Minor Projects and new construction < 1,200 s.f.	\$950
18	New Projects of up to 10,000 s.f. & < 25 units	\$1,355
19	Major Projects > 10,000 s.f. & 25+ units	\$3,244

Planning Department Fees

20	Large Projects (NEW) > 100,000 s.f. & 150 Units	\$4,883
21	Modifications to approved site plans	75% Orig. Fee
SIGN PERMITS & APPLICATIONS		
22	Sign Permit - Single	\$150
23	Sign Permit - Multiple	\$188
24	Sign Use Permit	\$2,231
25	Sign Variance	\$2,588
26	Minor Adjustment	\$431
27	Master Sign Program	\$338
USE PERMIT, PRECISE PLANS, AND VARIANCES		
28	Use permits with no new construction, or new construction of less than 3,000 s.f.	\$1,650
29	Use permits for new projects of 3,000 - 10,000 s.f. with 25 units or less	\$3,263
30	Use permits for more than 10,000 s.f. or more than 25 units	\$3,694
30.1	Use permits for more than 100 s.f. or more than 150 units	\$4,433
31	Precise plan for less than 10,000 s.f. or 25 units or less	\$3,356
32	Precise plan for more than 10,000 s.f. or more than 25 units	\$4,613
32.2	Precise plan for more than 100,000 s.f. or more than 150 units	\$5,535
33	Variances	\$2,963
34	Temporary Use Permit (New)	\$206
35	Modifications	75% Full Fee
36	Extensions	\$1,650
MISCELLANEOUS		
43	Agenda Subscription	\$0
37	Home Occupational Permit	\$166
45	House / Building Move	\$0
38	Request for Findings / Determinations	\$3,263
39	Request for Continued Hearing	-
39.1	Prior to Packet Distribution	\$95

Planning Department Fees

39.2	After Packet Distribution	\$150
40	Right-of-way Abandonment	\$3,263
41	Summary Vacations	\$3,263
42	Zoning Administrator Permits	\$630
Multiple Permit Projects: Where a project requires multiple Planning Department permits that are processed simultaneously, the permit with the highest fee is charged at 100% of the fee. All additional permits are charged at \$75% of the fee.		
43	Development Agreement Application Fee	\$7,470
	Note: If a development agreement is approved, City Council may choose to reimburse the applicant the cost of the application fee as part of the agreement.	
COMMUNITY FACILITY DISTRICT ANNEXATION/ FORMATION		
44.1	City Administrative Fee	\$1,355
44.2	Consultant Cost	@ Cost

Note: Any required environmental review fee shall also be added to the total. This provision is applied to projects such as General Plan or Specific Plan amendments and rezoning or Rezoning applications processed concurrently with Use Permits.

Note: A 2006 consultant agreement identified variable costs for CFD Annexation Services based on the number of projects being annexed into a CFD at any one time. Based on the age of the contract, the specific costs identified in the prior fee schedule can no longer be relied on. Applicant will pay actual consultant cost for any CFD Annexation or Formation.

(Res. 92-121, passed 12-21-92; Am.Res.96-80, pass 6-5-96; Am.Res.01-119, passed 6-6-01; Am.Res.02-266, passed 10-2-02; Am.Res. 04-136, passed 6-2-04; Am.Res.06-343, passed 11-15-06; Ord. 848 C.S., passed 10-15-08; Am.Res.14-137,passed 8-6-14, Res 17-156 passed 10-4-17)

Engineering Department Fees

FEE NO.	Fee Name	Current Fee / Deposit (\$)
BASIC ENGINEERING SERVICES		
1	Civil Plan Review (Subdivision, Parcel Map Improvements, and Encroachment Permits)	
1.1	First \$100,000 of Improvement Cost	2.0% of Proj Cost
1.2	Improvement Cost Between \$100,001 and \$250,000	1.2% of Proj Cost
1.3	Improvement Cost Between \$250,001 and \$1,000,000	0.5% of Proj Cost
1.4	Improvement Cost over \$1,000,000	0.15% of Proj Cost
1.5	On-site Plan Review	50% of Civ Pln Fee
2	Traffic Study Review	
2.1	0-5 acres	\$364
2.2	5-40 acres	\$543
2.3	40+ acres	\$721
3	Plan Revisions - Minimum Fee	\$153
4	Traffic Control Plan (Waived for Subdivisions)	\$77
5	Grant or Easement Deed Acceptance	\$466
6	Deed Preparation and Acceptance (Time & Materials) - Minimum Fee	\$755
7	Parcel or Lot Merger	\$400
8	Abandon / Vacation of Right-of-Way Summary	\$963
9	Abandon / Vacation of Right-of-Way Petition	\$1,700
10	Lot Line Adjustment	\$696
11	Inspections (Subdivision, Parcel Map Improvements & Encroachment Permits)	
11.1	First \$100,000 of Improvement Cost	3.0% of Proj Cost
11.2	Improvement Cost Between \$100,001 and \$250,000	2.25% of Proj Cost
11.3	Improvement Cost Between \$250,001 and \$1,000,000	1.5% of Proj Cost
11.4	Improvement Cost over \$1,000,000	1% of Proj Cost

Engineering Department Fees

FEE NO.	Fee Name	Current Fee / Deposit (\$)
12	Additional Punch lists - Minimum Fee	\$143
13	Parcel Map (Final)	\$2,354
14	Subdivision Map (Final) and Agreement	\$6,824
15	Special Event Permit Fee - Business/Commercial	\$101
15.1	Special Event Permit Fee - Residential/Homeowner	\$30
16	Oversize Load Permit (Fee Set by State)	\$16
16.1	Oversize Load - Annual Permit (Fee Set by State)	\$90
17	Partial Acceptance - Subdivision	\$570
18	Deferral Agreement	\$379
19	Covenant	\$379
20	Subdivision Agreement Amendment	\$448
21	Special Agreement (At Cost, Minimum Fee)	\$541
22	Outside of City Service Connection	\$616
23	Landscape (or other benefit) District Formation	\$600
24	Certificate of Correction	\$228
BLUE LINE PRINTS		
25	Research to locate materials / prepare special reports (non-city related)	
25.1	City Engineer (per hour)	\$138
25.2	Engineering Staff (per hour)	\$79
26	Printing (Copy) Charges	
26.1	8 1/2" x 11" or 14" (per page)	\$0.30
26.2	11" x 17" (per page)	\$0.36
26.3	Blueprints (s.f)	\$0.36

Engineering Department Fees

FEE NO.	Fee Name	Current Fee / Deposit (\$)
BASIC INSPECTION SERVICES		
27	Permit Processing Fee	\$84
28	Encroachment Permit Inspection Fee (minimum)	\$118
29	Re-Inspection Fee	\$50
30	Curb (lineal feet)	\$1.13
31	Curb and Gutter and "V" Alley (lineal feet)	\$2.46
32	Sidewalk (lineal feet)	\$1.13
33	Driveway Approach	\$54
34	Asphalt Paving (per s.f.)	\$0.19
35	Sewer or Drain Pipe (lineal feet) (\$100 minimum)	\$0.95
36	Manholes, Catch Basins, or Vaults	\$118
37	Water Pipe (lineal feet)	
37.1	0-18 ft (w / o Hot Tap)	\$63
37.2	0-18 ft (w / Hot Tap)	\$114
37.3	18+ feet (\$275 minimum)	\$0.57
38	Street Light plus conduit (each light)	\$54
39	Utilities - Out of Roadway (lineal feet)	\$118.00
40	Utilities - in Roadway (lineal feet)	\$0.37
41	Cross Valley Gutter (each)	\$47
42	Handicap Ramps	\$36
43	Water and Sewer Service Laterals (each)	\$66
44	Fire Hydrant Assembly (each)	\$95
45	Under sidewalk drain (each)	\$17.82
46	Backflow Devices and Vacuum Breakers	\$54
47	Concrete Alley Centerline Trough (lineal feet)	\$2.46
48	Electrical Services in ROW 600V 200Amp	\$24
49	Inspections performed outside normal business hours	\$107

Landscape Inspection (See Parks Dept Schedule of Fees)

(Res. 92-121, passed 12-21-92; Am.Res.96-80, pass 6-5-96; Am.Res.01-119, passed 6-6-01; Am.Res.02-266, passed 10-2-02; Am.Res. 04-136, passed 6-2-04; Am.Res.06-343, passed 11-15-06; Am Res.14-137, passed 8-6-14, Am. Res 17-156 passed 10-4-17, Am. Res. 18-____, passed _____)

Code Compliance Fees

CODE COMPLIANCE	
Inspections	\$ 60.00 /per hour
Re-inspections	\$ 60.00 /per hour
Re-scheduling Fee	\$ 60.00 /per hour
Registration Delinquency Fee	\$ 650.00 /Flat Rate
Vacant Building Fees	\$ 550.00 /Flat Rate
Administrative costs	Cost
Abatement Hearing	Cost
Abandoned Property Registration	\$ 75.00
Non Compliance Rates / Hours	
Police Department	\$ 43.80
Building Official	\$ 55.60
Building Inspector	\$ 31.75
Finance Accountant	\$ 30.60
Taxi Cab Business Permit Fee	\$ 180.00
Taxi Cab Vehicle Permit Fee (annual)	\$ 60.00 /per vehicle
Permits or applications where activity was commenced without receiving prior approval	4 x Normal Fee

(Res. 92-121, passed 12-21-92; Am.Res.96-80, pass 6-5-96; Am.Res.01-119, passed 6-6-01; Am.Res.02-266, passed 10-2-02; Am.Res. 04-136, passed 6-2-04; Am.Res.06-343, passed 11-15-06; Ord. 848 C.S., passed 10-15-08; Am. Res 17-79 passed 06/07/17; Am. Res. 17-156 passed 10-4-17)

Development Impact Fees

Impact Fee Category	SFD Fee	MFD Fee	Commercial Fee (sq.ft.)	Industrial Fee (sq.ft.)
Administrative impact fee	93.72	56.67	0.024	n/a
Fire department impact fees	336.75	247.38	0.036	0.0240
General government impact fees	231.04	168.92	0.012	n/a
Police department impact fee	541.63	398.87	0.072	0.0599
Parks department impact fee	2,652.57	1,945.29	n/a	n/a
Public Works impact fee	323.67	99.17	0.133	0.0970
Sewer additional obl. impact fee - northwest	185.27	134.05	0.048	[1]
Sewer additional obl. impact fee - northeast	992.81	724.72	0.169	[1]
Sewer additional obl. impact fee - southwest	569.97	381.43	0.193	[1]
Sewer additional obl. impact fee - southeast	1,495.21	1,093.07	0.278	[1]
Sewer additional obl. impact fee - SCCC	888.19	625.55	0.181	[1]
Sewer additional obl. impact fee - exist. area	135.14	93.72	0.024	[1]
Storm drain impact fee - northwest	2,028.12	1,044.03	1.330	0.5558
Storm drain impact fee - northeast	3,099.39	1,453.79	1.210	0.5558
Storm drain impact fee - southwest	1,250.00	559.07	1.188	0.5558
Storm drain impact fee - southeast	3,472.10	1,394.94	1.090	0.5558
Storm drain impact fee - existing service area	1,132.30	545.99	0.632	0.5558
Storm drain impact fee - SCCC	n/a	n/a	n/a	n/a
Sewer exist. obl. impact fee - northwest	272.45	272.45	0.036	\$272/unit [1]
Sewer exist. obl. impact fee - northeast	272.45	272.45	0.036	\$272/unit [1]
Sewer exist. obl. impact fee - southwest	272.45	272.45	0.036	\$272/unit [1]
Sewer exist. obl. impact fee - southeast	716.00	716.00	0.085	\$716/unit [1]
Sewer exist. obl. impact fee - SCCC	n/a	n/a	n/a	n/a
Streets 16 ft. arterial street median island	387.97	237.58	0.142	n/a
Streets 24 ft. collector street lane	697.47	428.29	0.251	n/a
Streets 12 ft. arterial street lane	697.47	428.29	0.251	n/a
Transportation facility impact fee - city wide	951.40	584.13	0.254	0.3869
Traffic signals	235.40	144.94	0.087	n/a
Water impact fees - pipes	283.33	151.48	0.133	n/a
Wastewater treatment plan impact fee	1,314.30	923.06	0.763	1.5148
Water impact fees - Wells	562.34	300.78	0.072	[2]

Industrial Fee Notes

[1] Westberry Blvd/Ellis Street interceptor to be based on a dwelling unit equivalency at \$272 per unit.

Road 28 interceptor to be based on a dwelling unit equivalency at \$716 per unit.

[2] A minimum of \$413 or the amount determined by the City Engineer by multiplying \$413 for water supply by either (1) the proposed users estimated daily use in gallons per day divided by 1050, or (2) the estimated number of employees divided by 6, whichever is greater.

Development Impact Fees

General Notes

- (1) Impact Fees in all categories will be adjusted annually based on the Engineering New Record Construction Cost Index. Specific fee categories may be adjusted based on specific cost and/or improvement data as necessary.*
- (2) Local area definitions vary between storm drain areas and sewer fees. Area definitions and boundaries shall be as determined by the City Engineer, as further defined below.*
- (3) Storm Drain: "Existing Service Area" is defined in the Storm Drain Master Plan prepared by Montgomery Watson, 1997. The four additional local area, also known as "Expansion Areas", all fall outside of the existing service area. They are distinguished from each other by their relative location with respect to the Fresno River and Highway 99, with the Fresno River representing the east-west boundary and Highway 99 representing the north-south boundary.*
- (4) Sewer: "Existing Service Area" is defined in the Sewer Master Plan prepared by Montgomery Watson, 1997. The six additional local areas, also known as "Expansion Area", all fall outside of existing service area. The Sewer Master Plan identifies specific zones of benefit. These zones of benefits have been grouped together based on their relative location with respect to the Fresno River and Highway 99, and on whether they fall inside the State Center Community College Area (SCCC). All other areas that are not captured by these areas, are grouped together in the exterior area.*
- (5) Sewer: Fees for existing obligations for Avenue 17 and Road 28 sewer interceptor areas. The northwest and northeast quadrants are subject to Avenue 17 interceptor fee; the southeast quadrant to Avenue 28 interceptor fees.*
- (6) Industrial use impact fees for storm drain facilities are applied at flat rate, rather than by quadrant.*
- (7) In accordance with prior policy, Impact Fees for industrial uses are not collected for administrative costs, general government, parks, sewer additional obligations, and street/medians/signals.*
- (8) SCCC = State Center Community College Area*

(Res. 92-121, passed 12-21-92; Am. Res. 96-80, passed 6-5-96; Am. Res.03-202, passed 6-4-03; Am. Res.05-193, passed 7-6-05; Am. Res.07-31, passed 1-17-07; Am. Ord. 848C.S., passed 10-15-08)

City Clerk Department Fees

Services	Fee/Charge
Council candidate filing fee	\$ 25.00
Copies	
Paper copies	\$ 0.10 single sided copy
	\$ 0.15 double sided copy
Electronic records, meeting audio recording	Cost of storage device
Council agenda subscription	\$ 24.00 /year
Municipal Code book	\$ 200.00
Code book reprints	\$ 0.30 /page

(Res. 92-121, passed 12-21-92; Am. Res. 99-214, passed 10-20-1999; Am. Res. 18-____, passed _____)

Finance Department Fees

Services	Fee/Charge	
Business license application fee	\$	50.00
Business license application fee -- Rental property	\$	25.00
Business license relocation fee	\$	25.00
Business license late charge	10% of past due or \$10.00 whichever is greater.	
Copy of business license	\$	5.00 Current 6 month listing
Utility sign-up fee (non-refundable)	\$	23.00
Deposit for new residential accounts	\$	150.00
Deposit for disputed meter reading 1"-2"meter	\$	100.00
Deposit for disputed meter reading 4"meter or larger	\$	215.00 Each service address cost of meter test may be different
Trash cans ----New construction Only	\$	180.00 non-refundable
Trash cans (each)	\$	60.00 non-refundable
Utility late charge - past due 30 days		10%
Utility late charge - past due 60 days		1.50% per month as interest rate
Shut - off fee	\$	50.00 for 1st shut -off
	\$	100.00 for 2nd and any additional shut-offs
1st fee resets to \$50.00 after account has been brought to current		
Illegal water fine		
Unauthorized use of service	\$	75.00 for 1st violation
	\$	150.00 for 2nd and any additional violations
1st fine resets to \$75.00 after account has been brought to current		
Unauthorized use residential account holder	\$	50.00
Minimum balance disconnect for delinquency	\$	20.00
Service account transfer/reactivation fee	\$	23.00
Weekend /after hour service charge	\$	55.00
Parking district late charge		50% 1st month after past due 10% from 2nd to 5th month
Parking Ticket Hearing/Review non-refundable Fee	\$	25
Return check charge	\$	30.00
Return check charge (if notify us before deposit)	\$	7.00

(Res. 92-121, passed 12-21-92; Am.Res.01-136, passed 5-16-01; Am. Res 13-112, passed 07-3-13)

Fire Department Fees

Services	Fee/Charge	
Fireworks permit	\$ 100.00	
Weed abatement (per parcel)	\$ 250.00	
Engine standby (per hour plus personnel cost)	\$ 250.00	

(Res. 92-121, passed 12-21-92; Am. Res. 09-56, passed 2-18-09)

Parks and Community Services Fees

FACILITY RENTALS		Administrative Fees	Weekday (Excluding Holidays)			Weekends and Holidays			Deposit	Miscellaneous	
		Admin. (Non-Refundable)	Min. Rental Charge (Note 1)	Hourly Rental	Full Day Rental	Min. Rental Charge (Note 1)	Hourly Rental	Full Day Rental	General (Note 2)	Early Entry or Late Fee/Hour	Alcohol Surcharge
Centennial Park	Swimming Pool Complex (1-100 people)	\$ 25.00	\$ 240.00	\$ 60.00	N/A	\$ 240.00	\$ 60.00	N/A	\$ 100.00	\$ 20.00	
Centennial Park	Swimming Pool Complex (101-150 people)	\$ 25.00	\$ 320.00	\$ 80.00	N/A	\$ 320.00	\$ 85.00	N/A	\$ 100.00	\$ 20.00	
Centennial Park	Swimming Pool Complex (151-200 people)	\$ 25.00	\$ 420.00	\$ 105.00	N/A	\$ 420.00	\$ 105.00	N/A	\$ 100.00	\$ 20.00	
Centennial Park	Swimming Pool Complex (201-250 people)	\$ 25.00	\$ 540.00	\$ 135.00	N/A	\$ 540.00	\$ 130.00	N/A	\$ 100.00	\$ 20.00	
Frank A. Bergon	Computer Lab	\$ 25.00	\$ 50.00	\$ 25.00	\$ 125.00	\$ 50.00	\$ 25.00	\$ 125.00	\$ 100.00	\$ 20.00	
Frank A. Bergon	Multi-Purpose Room	\$ 25.00	\$ 150.00	\$ 75.00	\$ 400.00	\$ 150.00	\$ 75.00	\$ 400.00	\$ 100.00	\$ 20.00	
Frank A. Bergon	Kitchen (Not Rented Independently)		\$ 30.00	\$ 10.00	\$ 40.00	\$ 30.00	\$ 10.00	\$ 40.00	\$ 50.00		
Lions Town & Country Park	Pavilion	\$ 25.00	\$ 37.50	\$ 12.50	\$ 55.00	\$ 60.00	\$ 20.00	\$ 115.00	\$ 50.00	\$ 20.00	
Lions Town & Country Park	Picnic Shelter 1	\$ 25.00	\$ 20.00	\$ 5.00	\$ 35.00	\$ 30.00	\$ 7.50	\$ 50.00	\$ 50.00	\$ 20.00	
Lions Town & Country Park	Picnic Shelter 2	\$ 25.00	\$ 20.00	\$ 5.00	\$ 35.00	\$ 30.00	\$ 7.50	\$ 50.00	\$ 50.00	\$ 20.00	
Lions Town & Country Park	Redwood Area	\$ 25.00	\$ 20.00	\$ 5.00	\$ 35.00	\$ 30.00	\$ 7.50	\$ 50.00	\$ 50.00	\$ 20.00	
Lions Town & Country Park	Walking Track	\$ 25.00	\$ 50.00	\$ 7.50	\$ 75.00	\$ 100.00	\$ 15.00	\$ 150.00	\$ 50.00		
Lions Town & Country Park	Amphitheater (4 hr. Min)	\$ 25.00	\$ 100.00	\$ 25.00	\$ 175.00	\$ 120.00	\$ 30.00	\$ 200.00	\$ 100.00	\$ 20.00	
Lions Town & Country Park	Ball Fields 1-9 (2 hr. Min.)	\$ 25.00	\$ 25.00	\$ 12.50	\$ 100.00	\$ 25.00	\$ 12.50	\$ 100.00	\$ 50.00	\$ 20.00	
Lions Town & Country Park	Ball Fields 1-9 Lights			\$ 20.00			\$ 20.00				
Lions Town & Country Park	Ball Fields 1-9 Field Preparation		\$ 45.00			\$ 45.00					
Lions Town & Country Park	Ball Fields 1-9 Bi-Weekly Field Prep.		\$ 150.00			\$ 150.00					
Boy Scouts' One Week Camp		\$ 25.00			\$ 175.00			\$ 175.00	\$ 50.00		
Emergency Services	Staging Area	\$ 25.00		\$400 to \$1000			\$400 to \$1000		\$ 50.00		
McNally Park	Picnic Shelter 1	\$ 25.00	\$ 20.00	\$ 5.00	\$ 35.00	\$ 30.00	\$ 7.50	\$ 50.00	\$ 50.00	\$ 20.00	
McNally Park	Basketball Courts	\$ 25.00	\$ 20.00	\$ 5.00	\$ 35.00	\$ 40.00	\$ 10.00	\$ 70.00	\$ 50.00		
Mexican American	Multi-Purpose Room 1	\$ 25.00	\$ 81.00	\$ 27.00	\$ 100.00	\$ 81.00	\$ 27.00	\$ 100.00	\$ 50.00	\$ 20.00	
Mexican American	Multi-Purpose Room 2	\$ 25.00	\$ 81.00	\$ 27.00	\$ 100.00	\$ 81.00	\$ 27.00	\$ 100.00	\$ 50.00	\$ 20.00	
Millview	Kitchen	\$ 25.00	\$ 105.00	\$ 35.00	\$ 250.00	\$ 105.00	\$ 35.00	\$ 250.00	\$ 200.00	\$ 20.00	
Millview	Gym	\$ 25.00	\$ 105.00	\$ 35.00	\$ 250.00	\$ 75.00	\$ 25.00	\$ 250.00	\$ 200.00	\$ 20.00	
Pan American	Gym w/out alcohol	\$ 25.00	\$ 330.00	\$ 110.00	\$ 600.00	\$ 330.00	\$ 110.00	\$ 600.00	\$ 200.00	\$ 20.00	
Pan American	Gym with alcohol	\$ 26.00	\$ 330.00	\$ 110.00	\$ 600.00	\$ 330.00	\$ 110.00	\$ 600.00	\$ 500.00	\$ 20.00	\$ 250.00
Pan American	Multi-Purpose Room w/out alcohol	\$ 25.00	\$ 150.00	\$ 50.00	\$ 200.00	\$ 150.00	\$ 50.00	\$ 200.00	\$ 100.00	\$ 20.00	
Pan American	Multi-Purpose Room with alcohol	\$ 25.00	\$ 150.00	\$ 50.00	\$ 200.00	\$ 150.00	\$ 50.00	\$ 200.00	\$ 250.00	\$ 20.00	\$ 250.00
Pan American	Kitchen (not rented independently)		\$ 75.00	\$ 25.00	\$ 135.00	\$ 75.00	\$ 25.00	\$ 135.00			
Pan American	Small Kitchen (not rented independently)		\$ 30.00	\$ 10.00	\$ 40.00	\$ 30.00	\$ 10.00	\$ 40.00			
Pan American	Computer Lab	\$ 25.00	\$ 60.00	\$ 20.00	\$ 100.00	\$ 60.00	\$ 20.00	\$ 100.00	\$ 100.00	\$ 20.00	
Pan American	Picnic Shelter 1 (Park Shelter)	\$ 25.00	\$ 20.00	\$ 5.00	\$ 35.00	\$ 30.00	\$ 7.50	\$ 50.00	\$ 50.00	\$ 20.00	

Parks and Community Services Fees

FACILITY RENTALS		Administrative Fees	Weekday (Excluding Holidays)			Weekends and Holidays			Deposit	Miscellaneous	
		Admin. (Non-Refundable)	Min. Rental Charge (Note 1)	Hourly Rental	Full Day Rental	Min. Rental Charge (Note 1)	Hourly Rental	Full Day Rental	General (Note 2)	Early Entry or Late Fee/Hour	Alcohol Surcharge
Rotary Park	Pavilion w/out alcohol	\$ 25.00	\$ 37.50	\$ 12.50	\$ 55.00	\$ 60.00	\$ 20.00	\$ 115.00	\$ 50.00	\$ 20.00	
Rotary Park	Pavilion with alcohol	\$ 26.00	\$ 37.50	\$ 12.50	\$ 55.00	\$ 60.00	\$ 20.00	\$ 115.00	\$ 200.00	\$ 20.00	\$ 150.00
Rotary Park	Picnic Shelter 1	\$ 25.00	\$ 40.00	\$ 10.00	\$ 75.00	\$ 50.00	\$ 15.00	\$ 90.00	\$ 50.00	\$ 20.00	
Rotary Park	Picnic Shelter 2	\$ 25.00	\$ 40.00	\$ 10.00	\$ 75.00	\$ 50.00	\$ 15.00	\$ 90.00	\$ 50.00	\$ 20.00	
Rotary Park	Picnic Shelter 3	\$ 25.00	\$ 40.00	\$ 10.00	\$ 75.00	\$ 50.00	\$ 15.00	\$ 90.00	\$ 50.00	\$ 20.00	
Rotary Park	Walking Track	\$ 25.00	\$ 60.00	\$ 15.00	\$ 85.00	\$ 100.00	\$ 15.00	\$ 150.00	\$ 50.00		
Rotary Park	Skate Park	\$ 25.00	\$ 165.00	\$ 50.00	\$ 315.00	\$ 165.00	\$ 50.00	\$ 315.00	\$ 50.00	\$ 20.00	
Rotary Youth Hut	Multi-Purpose Room	\$ 25.00	\$ 120.00	\$ 40.00	\$ 180.00	\$ 120.00	\$ 40.00	\$ 180.00	\$ 50.00	\$ 20.00	
Sunrise Rotary Sports Comp.	Pavilion	\$ 25.00	\$ 37.50	\$ 12.50	\$ 55.00	\$ 60.00	\$ 20.00	\$ 115.00	\$ 50.00	\$ 20.00	
Sunrise Rotary Sports Comp.	Softball Fields 1 & 2 (2 hr. min.)	\$ 25.00	\$ 25.00	\$ 12.50	\$ 90.00	\$ 25.00	\$ 12.50	\$ 90.00	\$ 50.00	\$ 20.00	
Sunrise Rotary Sports Comp.	Softball Fields 1 & 2 Lights			\$ 20.00			\$ 20.00				
Sunrise Rotary Sports Comp.	Softball Fields 1 & 2 Field Prep.		\$ 45.00			\$ 45.00					
Sunrise Rotary Sports Comp.	Softball Fields 1 & 2 Bi-Weekly Field Prep.		\$ 150.00			\$ 150.00					
Sunrise Rotary Sports Comp.	Soccer Field (2 hr. min.)	\$ 25.00	\$ 25.00	\$ 12.50	\$ 90.00	\$ 25.00	\$ 12.50	\$ 90.00	\$ 50.00	\$ 20.00	
Sunrise Rotary Sports Comp.	Soccer Field Lights			\$ 20.00			\$ 20.00				
Sunrise Rotary Sports Comp.	Soccer Field Prep.		\$ 50.00			\$ 50.00					
Sunrise Rotary Sports Comp.	Soccer Field Bi-Weekly Prep.		\$ 150.00			\$ 150.00					
Wells Youth Center	Conference Room 1st Floor	\$ 25.00	\$ 60.00	\$ 20.00	\$ 100.00				\$ 100.00	\$ 20.00	
Wells Youth Center	Conference Room 2nd Floor	\$ 25.00	\$ 60.00	\$ 20.00	\$ 100.00				\$ 100.00	\$ 20.00	
Wells Youth Center	Computer Lab	\$ 25.00	\$ 150.00	\$ 75.00	\$ 300.00	\$ 75.00	\$ 150.00	\$ 300.00	\$ 100.00	\$ 20.00	
Wells Youth Center	Multi-Purpose Room (Rec Room)	\$ 25.00	\$ 120.00	\$ 40.00	\$ 235.00	\$ 120.00	\$ 40.00	\$ 235.00	\$ 100.00	\$ 20.00	
Wells Youth Center	Multi-Purpose Room (Teen Lounge)	\$ 25.00	\$ 120.00	\$ 40.00	\$ 235.00	\$ 120.00	\$ 40.00	\$ 235.00	\$ 100.00	\$ 20.00	
Wells Youth Center	Multi-Purpose Room (Crafts)	\$ 25.00	\$ 120.00	\$ 40.00	\$ 235.00	\$ 120.00	\$ 40.00	\$ 235.00	\$ 100.00	\$ 20.00	
Wells Youth Center	Gym	\$ 25.00	\$ 150.00	\$ 50.00	\$ 295.00	\$ 150.00	\$ 50.00	\$ 295.00	\$ 200.00	\$ 20.00	
Wells Youth Center	Patio	\$ 25.00	\$ 40.00	\$ 20.00	\$ 70.00	\$ 40.00	\$ 20.00	\$ 70.00	\$ 100.00	\$ 20.00	
Wells Youth Center	Dance Studio	\$ 25.00	\$ 90.00	\$ 30.00	\$ 100.00	\$ 90.00	\$ 30.00	\$ 100.00	\$ 100.00	\$ 20.00	
Wells Youth Center	Music Studio	\$ 25.00	\$ 195.00	\$ 65.00		\$ 195.00	\$ 65.00		\$ 500.00	\$ 20.00	

Parks and Community Services Fees

PROGRAM FEES	Admin. Fees	Program Fees		
	Non-Refundable	Program (min.)	Program (max.)	Late Reg. Fee
Tournament Fees (see Note 5)	\$ 35.00	\$ 150.00	\$ 600.00	
Camps (see Note 6)	\$ 5.00 to \$15.00	\$ 40.00	\$ 200.00	\$ 10.00
Camps Junior Counselor	\$ 5.00 to \$15.00	\$ 30.00	\$ 190.00	\$ 10.00
T-ball (See Note 7)	\$ 5.00	\$ 45.00	\$ 65.00	\$ 10.00
Youth Basketball (See Note 7)	\$ 5.00	\$ 45.00	\$ 65.00	\$ 10.00
Youth Sports Prog. (1 day clinics to multi-week leagues) (See Note 7)	\$ 5.00	\$ 5.00	\$ 75.00	\$ 10.00
Adult Leagues (Basketball, Softball, Football, Soccer, etc.)	\$ 35.00	\$ 250.00	\$ 400.00	\$ 25.00
Group Swimming Lessons (See Note 7)	\$ 5.00	\$ 45.00		\$ 10.00
Private Swimming Lessons	\$ 5.00	\$ 85.00		\$ 10.00
Public Swim - Youth Per Day		\$ 1.00		
Public Swim Season Pass - Youth	\$ 5.00	\$ 35.00		
Public Swim-Adults Per Day		\$ 2.00		
Public Swim Season Pass - Adult	\$ 5.00	\$ 80.00		
Recreation Class/Program (See Note 7)	\$ 5.00 to \$20.00	\$ 25.00	\$ 250.00	\$ 10.00
Drop-In Programs		\$ 2.00	\$ 25.00	
Field Trips	\$ 5.00 to \$25.00	\$ 5.00	\$ 400.00	\$ 10.00
Hosted Parties	\$ 25.00	\$5/guest	\$60/guest	
Special Event	\$ 25.00	\$ 100.00	\$ 250.00	

EQUIPMENT RENTALS/PURCHASE	Rental Fees			
	Hourly	Daily (min.)	Daily (max.)	Deposit
Movie Screen	\$ 100.00	\$ 300.00	\$ 800.00	\$ 300.00
Movie Licensing	Actual cost plus \$50.00			
Horseshoes - 2 pair		\$ 12.00	\$ 12.00	\$ 40.00
Baseball Bases (set)		\$ 25.00	\$ 25.00	\$ 40.00
Soccer Goals (set)		\$ 25.00	\$ 25.00	\$ 40.00
Volleyball Net		\$ 12.00	\$ 12.00	\$ 40.00
Chairs		\$ 0.50	\$ 0.50	\$ 50.00
Tables		\$ 5.00	\$ 5.00	\$ 50.00
T-Shirts (for purchase) \$15.00 (See Note 8)				

STAFF	Fees	
	Hourly	Overtime/ Hr.
Movie Projectionist/Sound Tech. - 2 Required with Rental of Screen	\$18.32 each	\$27.48 each
After-School Program Staff	\$27.35 each	\$41.02 each
Clean-Up After Event (See Note 9)	\$27.35 each	\$41.02 each

NOTES

- Indoor facilities have a minimum rental charge of 3 x the hourly rate, outdoor facilities (including the pool) have a minimum rental charge of 4 x the hourly rate unless otherwise noted.
- Facility clean-up costing more than the General Deposit will be billed to the renter at hourly labor cost plus materials. All damages will be billed to the renter.
- 50% of total rental fee (including admin. fee and deposit) is due at time of reservation; balance is due 45 days prior to event. Cancellation before 45 days prior to event is eligible for full refund minus admin. fee. Cancellations and reservations not paid in full 45 days or less prior to event are subject to loss of all funds deposited (50% of total rental including admin. fee).
- Based on availability and the Parks Department Director's approval, certain community-based non-profit organizations may use Parks Department meeting rooms for business meetings at no charge
- Non-City hosted tournaments are required to pay the City \$100 in addition to all other applicable charges.
- Registered non-profits may be eligible for a 15% reduction of rental charges.
- 2nd child in the household registered at the same time as the 1st child is eligible for a 10% reduction in activity fee (administrative fee not included). 3rd and subsequent children registered at the same time as the 1st and 2nd child are eligible for a 20% reduction in the activity fee.
- Some programs (example T-ball) include a T-Shirt in the Program Fee. For programs not including a T-Shirt or for extra shirts the cost is \$15.00/ shirt.
- Renters are expected to leave fields, picnic areas and facilities clean after their rental, renters may be charged a fee for excessive trash or other clean-up.
- Applicable programs, when advertised as such, will have an early-bird registration period which will consist of a 10% reduction of fees for early registration.

Parks and Community Services Fees

PARKS LANDSCAPE DEVELOPMENT FEES

Landscape Plan Check

to 5,000 sq.ft..	\$180
5,001 - 10,000 sq. ft.	\$285
10,001 - 15,000 sq. ft.	\$340
15,001 - 25,000 sq. ft.	\$440
25,001 - 50,000 sq. ft.	\$540
50,000 + sq. ft.	\$790

Re-Checks

to 5,000 sq.ft..	\$135
5,001 - 10,000 sq. ft.	\$180
10,001 - 15,000 sq. ft.	\$225
15,001 - 25,000 sq. ft.	\$270
25,001 - 50,000 sq. ft.	\$315
50,000 + sq. ft.	\$360

Site Inspections

to 5,000 sq.ft..	\$180
5,001 - 10,000 sq. ft.	\$285
10,001 - 15,000 sq. ft.	\$340
15,001 - 25,000 sq. ft.	\$440
25,001 - 50,000 sq. ft.	\$540
50,000 + sq. ft.	\$790

Re-inspections

to 5,000 sq.ft..	\$135
5,001 - 10,000 sq. ft.	\$180
10,001 - 15,000 sq. ft.	\$225
15,001 - 25,000 sq. ft.	\$270
25,001 - 50,000 sq. ft.	\$315
50,000 + sq. ft.	\$360

Final Inspection

to 5,000 sq.ft..	\$135
5,001 - 10,000 sq. ft.	\$180
10,001 - 15,000 sq. ft.	\$225
15,001 - 25,000 sq. ft.	\$270
25,001 - 50,000 sq. ft.	\$315
50,000 + sq. ft.	\$360

(Res. 92-121, passed 12-21-92; Am. Res. 96-203, passed 11-20-96; Am. Res. 01-61, passed 4-4-01; Am. Res. 03-153, passed 07-01-03; Am. Res. 04-139, passed 7-1-07; Am. Res. 13-112, passed 07-03-13; Am. Res. 14-54, passed 04-16-14; Am. Res. 14-124, passed 07-16-14; Am. Res. 17-150 passed 09-20-17; Am. Res. 18- _____, passed _____)

Police Department Fees

Services	Fee/Charge
<i>Police reports:</i>	\$ 10.00 (1 - 10 pages)
a. Provided same business day	\$ 5.00 /page (11 + pages)
b. Provided subsequent business day	\$ 18.00 /hour actual time plus
c. Research documents/archived reports	"a" or "b" above
Tow service rotation list	\$ 50.00 (initial placement)
Impounded vehicle release (excludes "victim" vehicles)	\$ 64.30
Impounded vehicle release (including an impound hearing)	\$ 77.90
<i>Media Reproduction</i>	
a. First compact disc	\$ 20.00 plus material costs
b. Each subsequent compact disc	\$ 5.00 plus material costs
Tape transcription (if available) * bilingual transcription individually negotiated based upon personnel availability	Contract rate * actual cost of transcription from third party vendor @ \$.0125 to \$.02 per word.
Statutory registration * plus fingerprinting fee if required and Dept. of Justice fee	\$ 20.00 *
Statutory background investigation	Hourly rate/benefits of personnel assigned for actual time required
Vehicle I.D.verification	\$ 10.00
Release repossessed vehicles	\$ 15.00
Alarm registration fee	\$ 50.00
CCW PERMIT	
Non-Refundable Fee	\$ 149.00
Upon Completion	\$ 105.00
	\$ 44.00
Photograph reproduction	\$ 20.00 plus expenses
Subpoena duces tecum	Police report fee plus hourly rate/ benefits of personnel assigned for actual time when personnel activities are involved (i.e. court appearance)
Special event officer *includes equipment/vehicle if needed	\$ 68.93 /hour*
Local criminal history record check	\$ 25.00
Duplication (logger recorder)	\$ 41.00

Police Department Fees

Services	Fee/Charge
Citation sign off	\$ 10.00
Animal Control Fees:	
License Fees:	
1 year unaltered	\$ 50.00
1 year Spayed / Neutered	\$ 8.00
Sr.Discount Spayed/Neutered (1st Dog)	Free
Police K-9/Military K-9	Free
Service, Guide or Signal Dog	Free
3 year Spayed / Neutered	\$ 17.00
Sr.Discount Spayed/Neutered (1st Dog)	Free
Police K-9/Military K-9	Free
Service, Guide or Signal Dog	Free
Delinquent License Penalty	\$15.00
Lost License Replacement	\$3.00
Animal Pick-Up Fees	
a. Owned dogs & cats	\$20.00
b. After normal animal shelter hours	\$25.00
c. Large animal pick-up	Officer salary per hour with minimum of 1 hour + costs incurred from assistance requested from County Animal Shelter
d. Miscellaneous owned animals	
e. Owned animal tranquilizer fee	Personnel costs with minimum of 1 hour + market costs of tranquilizer
Kennel Permit:	
a. Annual inspection	\$50.00 per year
b. Re-inspection	\$25.00
b. Re-inspection	\$20.00
Trap Rentals:	
a. Trap rentals deposit	\$35.00
b. Cat trap daily rental fee	\$2.00 a day
c. Dog trap deposit	\$65.00
d. Dog trap daily rental fee	\$4.00 a day
e. Trap delinquent return fee	\$2.00 a day after 3 days
Quarantine inspections:	
a. At animal shelter	\$45.00 (+County Animal Shelter boarding & impound costs)
b. At business or residence of owner	\$45.00

Police Department Fees

Services	Fee/Charge
c. Final inspection and release	\$20.00
Vicious animal permits	\$50.00 per year
Exotic pet / wildlife animal permit fee	\$20.00 per year
Administrative Fees:	
a. Enforcement action initial hearing fee	\$15.00
b. Enforcement action City Administrator hearing fee	\$30.00
c. Enforcement action Council hearing filing Fee	\$40.00
d. Services billing fees	\$5.00 a month
e. Collection fees	actual costs
f. Unfounded emergency calls	\$30.00 + salary of employee(s) minimum of 3 hours salary
Tow Fees:	
(Fees established by Madera Police Department, to be assessed by respective tow company)	
Flat price per vehicle per call:	
a. Light duty tow/flatbed	\$200.00 each
b. Medium duty tow	\$ CHP rates apply (currently \$275)
c. Heavy duty tow	\$ CHP rates apply (currently \$450)
Water Recovery:	\$ CHP rates apply (currently \$375)
Storage Rates:	
a. Passenger cars	\$55.00 per day
b. Motorcycles	\$55.00 per day
c. Trucks or Trailers	\$ CHP rates apply (currently \$75)
Inside Storage Rates:	
a. Passenger cars	\$70.00 per day
b. Motorcycles	\$70.00 per day
c. Trucks or trailers	\$ CHP rates apply (currently \$100)
Gate Fee: No gate fees may be charged between 8:00 a.m. through 5:00 p.m. Monday through Friday, excluding City recognized holidays as listed in the Agreement. On Saturday and Sunday, between the hours of 8 a.m. and 12 p.m. (noon) a \$85.00 gate fee may be applied to the invoice. Any other after hour gate fee may be charged at all other times. The gate fee is not to exceed 50% of the flat rate charge for a light duty tow and may be charged to the vehicle's owner for releases or personal property recovery that occurs outside normal business hours (excluding lien fees, storage fees, taxes, or other additional fees.)	

Police Department Fees

Services	Fee/Charge
<p>Gate fees for medium and heavy duty tows will be set at 1/2 the CHP hourly rate for medium and heavy duty tows.</p> <p>Non-tow service calls (out of gas, lockouts, and flat tires) shall not exceed one-half the flat rate charge for a light duty truck response.</p>	
<i>City of Madera Administrative / Franchise Fees to the City: (assessed by the City to tow company)</i>	
Tow company finders fee	\$50.00
Tow company monthly fee	\$150.00
Tow company application fee	\$50.00
Tow operator (background)	\$25.00
Tow company reinstatement fee	\$500.00
Tow operator violation/s	\$100.00
Live-Scan (fingerprints)	\$49.00


(Res. 92-121, passed 12-21-92; Am.Res.98-142, passed 7-15-98; Am.Res.2000-186, passed 8-2-00; Am.Res.12-19, passed 1-18-12; Am. Res. 13-112, passed 07-03-13; Am.Res.14-194, passed 11-5-14)

Public Works Department Fees

Services	Fee/Charge	
Construction Water Fees		
<i>Meter rates and charges for all residential, commercial or industrial developments which obtain construction water from fire hydrants are as follows:</i>		
2" Construction Meter Deposit	\$	1,700.00
4" Construction Meter Deposit	\$	4,800.00
6" Construction Meter Deposit	\$	7,800.00
<i>(Refundable based on return of water meter, R.P. valve and stand in good working condition)</i>		
Meter setup and relocation fee	\$	83.52
2" Meter and R.P. valve amortization fee (per day of use)	\$	1.00
4" Meter and R.P. valve amortization fee (per day of use)	\$	2.63
6" Meter and R.P. valve amortization fee (per day of use)	\$	4.27
Uniform monthly service charge	\$	25.28
Volume rate for water used (\$/*hundred cubic feet)	\$	1.87
Idle assigned meters charge at a minimum rate per month.	\$	60.00
<i>City reserves the right to discontinue the temporary construction meter service if meter is unused for 30 days. Following such cases, a request to reset meter at a given location will result in payment of meter setup and relocation fee.</i>		
Finance Department Requested Water Meter Removal & Reinstallation		
Water Meter Removal	\$	83.5200
Water Meter Reinstallation	\$	83.5200
Backflow Certified Tester Fee		
Tester Annual Permit Fee	\$	61.99
Disposal of Septic Tank Waste		
<i>An annual permit fee shall be charged for each company discharging septic waste at city WWTP, and a manifest shall be required for each load. No waste originating outside of Madera County shall be accepted.</i>		
Annual fee	\$	101.23
Late application fee	\$	40.00
<i>Failure to renew by the due date will result in denial of access to WWTP septic receiving station. An additional late application fee will then apply.</i>		
Volume rate per gallon with \$25.00 minimum	\$	0.0650
<i>Septic rate adjusted for additional operating cost of new WWTP.</i>		
Uniform Septic Service Charge (per delivery)	\$	38.21

Public Works Department Fees

Special Events		
Labor	\$ 36.51	/hour
Overtime labor	\$ 54.77	/hour
Block party barricade/signs	\$ 16.76	flat rate
Barricades	\$ 0.33	/each
Barricades with lights	\$ 0.44	/each
Cones	\$ 0.27	/each
Signs	\$ 0.66	/each
<i>Note: Above rates includes equipment/vehicles as needed. All special events upon public right-of-way require encroachment permit by Engineering Department and pay accompanying fee.</i>		
<u>Revision Dates:</u> (Res. 92-121, passed 12-21-92; Am. Res.02-13, passed 1-16-02; Res. No. 09-157, 7-1-09; Am.Res. 09-209, 9-2-09; Am.Res. 09-241, 10-7-09; Am.Res. 10-134, 6-16-10; Am.Res. 10-195, 9-15-10; Am. Res.11-126, 6-15-11; Am. Res.12-19,1-18-12; Am. Res. 13-112, 07-13-13; Am. Res. 14-54, 04-16-14; Am. Res.14-124, 07-16-14; Am. Res.14-137, 08-06-14; Am. Res.14-145, 8-20-14; Am. Res.14-194, 11-5-14; Am. Res. 15-147, 7-1-15; Am. Res. 16-101, 7-6-16; Am. Res. 17-150, 9-20-17.)		



2018-2019

CITY OF MADERA

MASTER PENALTY SCHEDULE

ADOPTED ON _____

BY RESOLUTION NO. _____

Master Penalty Schedule

UTO Section	Description	Corresponding CVC Section	Fine
8.5	Obedience to barriers and signs	22506	\$ 67.00
10.1	Stopping/standing in parkways	22500(a)	\$ 67.00
10.3(d)	Red curb or no parking sign	22500.1	\$ 127.00
10.3(f)	Traffic hazard	22500(g)	\$ 67.00
10.3(g)	After notice for cleaning or repair of street	22507.6	\$ 67.00
10.3(i)	Within 20' of intersection	22500(g)	\$ 67.00
10.3(j)	Within 20' of traffic signal/stop sign	22500(g)	\$ 67.00
10.4	Use of street to store vehicle	22506	\$ 67.00
10.6	Repairing vehicle on street	22506	\$ 67.00
10.7	Washing/polishing vehicle on street (for pay)	22506	\$ 67.00
10.9	Prohibited on narrow streets	22500(g)	\$ 67.00
10.10	Parking of grade without wheels blocked	22509	\$ 67.00
10.11	Unlawful parking/vending from vehicle	22455(b)	\$ 67.00
10.13	Disabled vehicle/warning devices not displayed	25251(b)	\$ 67.00
11	24 minute parking	21462	\$ 67.00
11.1	40 minute parking	21462	\$ 67.00
11.2	1 hour parking	21462	\$ 67.00
11.3	2 hour parking	21462	\$ 67.00
11.4(b)	Parking parallel on one-way street	22502(a)	\$ 67.00
11.5(a)	Diagonal parking (within lines, etc.)	22503	\$ 67.00
11.6	Parking space markings	none	\$ 67.00
11.9	Trailer left unattended	22506	\$ 67.00
12.3	Standing for loading/unloading only	21458(2)	\$ 67.00
12.4	Standing in passenger loading zone	21458(2)	\$ 67.00
12.5	Standing in alley (Loading/unloading only)	22500(g)	\$ 67.00
12.7	Parking in taxi stand	none	\$ 67.00
13.1	Advertising vehicle (sound amplification)	27007	\$ 67.00

Master Penalty Schedule


13.2	Horse drawn vehicles. Between 1600-1830	22506	\$ 67.00
13.3(b)	Truck routes	35701(a)	\$ 147.00
13.4(b)	Truck parked off truck route	35701(a)	\$ 147.00
15.1	Trains blocking crossing (longer than 10 min.)	none	\$ 67.00
UFC 10.207(b)	Fire lane on private property	22500.1	\$ 127.00

CVC	Description	Corresponding CVC Section	Fine
22500(a)	Within intersection	22500(a)	\$ 67.00
(b)	On a crosswalk	22500(b)	\$ 67.00
(c)	Adjacent to a safety zone	22500(c)	\$ 67.00
(d)	Within 15' of fire station	22500(d)	\$ 67.00
(e)	In front of driveway (public or private)	22500(e)	\$ 67.00
(f)	On sidewalk	22500(f)	\$ 67.00
(g)	Blocking excavation	22500(g)	\$ 67.00
(h)	Double parking	22500(h)	\$ 67.00
(i)	Posted bus loading zone	22500(i)	\$ 272.00
(j)	In tube or tunnel	22500(j)	\$ 67.00
(k)	On bridge, unless posted permitting	22500(k)	\$ 67.00
(l)	Blocking sidewalk wheelchair access	22500(l)	\$ 272.00
22500.1	Posted fire lane	22500.1	\$ 127.00
22502(a)	Right side of road/Wheels 18" from curb	22502(a)	\$ 67.00
22504(a)	Stopping or parking on roadway	22504(a)	\$ 127.00
22505(b)	Stop park or leave standing on State Highway	22505(b)	\$ 127.00
22507.8(a)	Parked in handicapped space	22507.8(a)	\$ 272.00
(b)	Blocking designated handicapped spaces)	22507.8(b)	\$ 272.00
(c)	On lines of designated handicapped spaces)	22507.8(c)	\$ 272.00
22514	Park unattended within 15' of fire hydrant	22514	\$ 127.00
22515(a)	Leave motor vehicle running and unattended	22515(a)	\$ 127.00
22521	Park on railroad tracks	22521	\$ 127.00

Master Penalty Schedule

22522	Park near sidewalk access ramp	22522	\$ 272.00
22523	Abandon vehicle prohibited	22523	\$ 244.00
22526	Parked; blocking intersection (anti-gridlock)	22526	\$ 147.00
These fines are mandated by California State Law			
Dismissible violations			Fine
4000(a)	Expired registration		\$ 285.00
5200	License plates required		\$ 197.00
5204	Display of Registration Tabs		\$ 197.00
24400(A)(1)	Headlamp requirements		\$ 197.00
24607(B)	Reflectors required rear of vehicle		\$ 197.00
25300(c)	Warning device on disabled vehicles		\$ 197.00
26100	Unapproved vehicle equipment		\$ 197.00
26700(A)	Windshield required		\$ 197.00
26708(A)	Material obstructing/reducing view		\$ 197.00
26708.5(A)	Material on windows restricted		\$ 197.00
26710	Defective windshield & rear windows		\$ 197.00
27465(B)	Tread depth of pneumatic tires		\$ 197.00
4000.4(A)	California registration required		\$ 197.00
4457	Stolen, lost, damaged cards/plates		\$ 197.00
4462(A)	unlawful display of registration		\$ 197.00
4462(B)	Registration, wrong vehicle/unlawful display		\$ 197.00
4464	Altered license plates displayed		\$ 197.00
5201	Plates improperly positioned		\$ 197.00
5201(F)	License plate covered		\$ 197.00
5202	Period of display of plates specified		\$ 197.00
9400(A-C)	Weight fees due		\$ 197.00

(Res. 11-29, passed 1-19-2011; Am. Res. 15-147, passed 07-1-15; Am. Res. 18-_____, passed _____)



CITY OF MADERA

BUDGET 18-19

www.cityofmadera.ca.gov/budget

OFFICE OF FINANCE

Madera City Hall 205 W 4th Street • Madera, CA 93637

California Society of Municipal Finance Officers

Certificate of Award

Operating Budget Excellence Award Fiscal Year 2017-2018

Presented to the

City of Madera

For meeting the criteria established to achieve the Operating Budget Excellence Award.

February 7, 2018



Drew Corbett
CSMFO President

Craig Boyer, Chair
Professional Standards and
Recognition Committee

Dedicated Excellence in Municipal Financial Reporting

TABLE OF CONTENTS


Introduction	
City Manager's Transmittal Letter	
Citywide Organizational Chart	
City Map	
Madera at a Glance	
Budget Process	
City Mission, Operating Principles and Community Vision	
Basis of Accounting, Budgeting and Cost Allocation	
Level of Budgetary Control	
Financial Budget Policies	
Budget Overview	
Summary of Citywide Revenues	
Summary of Citywide Expenditures	
Fund Balance Summary	
General Fund Budget Overview	
Summary of General Fund Revenues	
Major Revenue Sources	
Summary of General Fund Expenditures	
General Fund Five-Year Forecast	
Enterprise Fund Budget Overview	
Summary of Enterprise Fund Revenues	
Summary of Enterprise Fund Expenditures	
Internal Service Funds Budget Overview	
Summary of Internal Service Fund Revenues	
Summary of Internal Service Fund Expenditures	
Special Revenue Funds Budget Overview	
Summary of Special Revenue Fund Revenues	
Summary of Special Revenue Fund Expenditures	
Debt Service Overview	
Budgets by Department	
City Manager's Office	
City Manager's Office Budget	
Central Administration Budget	
Community Promotion Budget	
City Clerk's Office	
City Council Budget	
City Clerk's Office Budget	
City Attorney	
City Attorney Budget	
Finance	
Finance Budget	
Finance Utility Billing Budget	
Purchasing Budget	
CFD 2005-1 Budget	
CFD 2006-1 Budget	
CFD Debt Fund - 2006 Bonds Budget	
Park Facilities Lease Administration Budget	
Human Resources/Risk Management	
Human Resources/Risk Management Budget	
Insurance/Risk Management Budget	
Police Services	
Police Services - AB109 Budget	
Community Corrections Partnership Budget	
School Policing Budget	
Housing Authority Budget	

TABLE OF CONTENTS

Administration Budget	
COPS Hiring Program Budget	
Animal Control Budget	
CalGRIP Grant Budget	
Police Services - Measure K	
SLESF Grant Budget	
JAG Grant Budget	
DUI Enforcement and Awareness Budget	
Tobacco Law Enforcement Grant	
 Fire Services	
Administration Budget	
Measure K	
 Community Development	
Planning Budget	
Building Inspection Budget	
Engineering Budget	
 Public Works	
Drainage System Operations Budget	
Drainage System Flood Control Budget	
Drainage System Capital Outlay Budget	
Streets Budget	
Street Cleaning Budget	
Sewer Utility Finance Department Budget	
Sewer Utility Maintenance and Operations Budget	
Sewer Utility Wastewater Treatment Plant Budget	
Sewer Utility Capital Outlay Budget	
W.W.T.P Bond Administration Budget	
Sewer Rate Stabilization Fund Budget	
Municipal Airport Operations Budget	
Airport Capital Projects Budget	
Beverage Container Recycling Budget	
Used Oil Recycling Budget	
Solid Waste Recycling Budget	
Tire Clean Up Budget	
Hazardous Waste Disposal Budget	
Municipal Disposal Budget	
Street Cleaning Budget	
Graffiti Abatement Budget	
Water Utility Billing and Collections Budget	
Water Utility Maintenance and Operations Budget	
Water Utility Capital Outlay Budget	
Water Utility Quality Control Budget	
Water Debt Service - Revenue Bonds Budget	
Water Rate Stabilization Fund Budget	
 Parks and Community Services	
Parks Development Fund Budget	
Landscape Maintenance Districts Budget	
Parks Budget	
Recreation Budget	
Administration Budget	
Special Events Budget	
Sports Programs Budget	
Swimming Pool Budget	
Centers Budget	
Median Landscaping Budget	
Youth Center Budget	
Golf Operations Budget	
Senior Citizen Community Services Operations Budget	
Senior Citizen Therapeutic Programs Budget	
 Grants	
Grant/Entitlement Oversight Budget	
Transportation - Dial-A-Ride Budget	

TABLE OF CONTENTS

Dial-A-Ride Capital Outlay Budget	
ARRA - Transit Bus Budget	
Transportation - Fixed Route Budget	
MAX - Capital Outlay Budget	
Low Carbon Transit Operations Program (LCTOP) Budget	
Proposition 1B PTMISEA Budget	
ARRA- Transit Budget	
CDBG - Public Improvement/Capital Projects Budget	
CDBG - Public Services Budget	
CDBG - Administrative Costs Budget	
Intermodal Building Activities Budget	
Proposition 1B PTMISEA - CALOES Budget	
Parking District Operations Budget	
Madera Downtown B.I.D. Fund Budget	
HOME ARRA - NSP Activity Budget	
HOME 2007 - DAP Activity Budget	
CALHOME Manufactured Rehab Budget	
HOME Rehabilitation Program Budget	
HOME Reuse Activity Budget CALHOME DAP Program	
CALHOME DAP Program Budget	
CALHOME Rehabilitation (OOR) Program Budget	
CALHOME Reuse Program	
Community Development - Code Enforcement	
Code Enforcement Budget	
Tire Clean Up Budget	
LEA Tire Grant Budget	
Tire Amnesty Grant	
Internal Services Funds	
Fleet Services	
Equipment Maintenance Budget	
Equipment Acquisition Budget	
Information Services Department	
Computer Maintenance and Replacement Budget	
Public Works - Facilities Maintenance Budget	
Special Revenue Funds	
Special Gas Tax - Street Maintenance Budget	
RSTP Federal Exchange Budget	
State Transportation Improvement Program Budget	
Proposition 1B SLPP	
SB1-LPP (Local Partnership Program)	
Measure A - Capital Facilities Budget	
Measure T - Capital Facilities Budget	
FAU - CNG Projects Budget	
FAU - Parks and Pedestrian Projects Budget	
FAU - Street Improvement Projects Budget	
Bridge Preventative Maintenance Program Budget	
LTF - Street Improvement Projects Budget	
LTF - Parks/Bike Path Projects Budget	
Development Impact Fees	
Development Impact Fee Fund Budgets - All	
Landscape Maintenance Districts	
Landscape Maintenance District Budgets - All	
Appendices	
Appendix A - Staffing Level Changes	
Appendix B - Detail of Positions by Department	
Appendix C - General Fund Reserve Policy	
Appendix D - Acronyms	
Appendix E - Glossary	
Appendix F - Five Year CIP	



Introduction

Presented for the Mayor and Council's consideration is the Fiscal Year 2018/2019 (FY 18/19) Budget for the City of Madera. The FY 18/19 financial plan is based on policies that govern the stewardship of public funds and reflect the City's commitment to financial planning. The budget before you represents an accounting of every position and known expense and estimates as to revenue on the collective best knowledge of staff and support agencies to give Council the clearest picture for the City of Madera in Fiscal Year 2018/2019. To that end we present a budget that is \$744,721 smaller than last year's budget and represents a starting point of a \$1.3 million deficit. That figure alone seems incredibly significant. Yet, we have faced similar deficits in the last 5 years of budget presentation. We started FY 17/18 with a projected \$1.3 million deficit, and we may end the year with a General Fund surplus! We projected a \$1.4 million deficit in FY 16/17, a \$0.3 million deficit in FY 15/16, a \$1.0 million deficit in FY 14/15 and a \$1.1 million deficit in FY 13/14. Table 1 represents our ability to significantly erase deficit budgets, returning on average \$1.2 million regardless of the deficit we faced initially. We see FY 18/19 as no different.

Table 1

General Fund Reserve Balance			
Fiscal Year	Beginning Balance	Ending Balance	Surplus Per Year
2017/2018	13,968,482	To Be Determined	
2016/2017	12,879,473	13,968,482	1,089,009
2015/2016	12,326,175	12,879,473	553,298
2014/2015	11,280,658	12,326,175	1,045,517
2013/2014	8,651,615	11,280,658	2,629,043
2012/2013	7,833,114	8,651,615	818,501
Average Annual Surplus			1,227,074

In the budget workshop we stressed that a more proactive strategy regarding the annexation and development of key properties is central to the City's long term economic growth, as is the establishment of mechanisms to

support the expansion of critical infrastructure. We know that mechanisms beyond our control, such as the California Public Employees' Retirement System (CalPERS) contribution increases, will continue to increase our expenditures. However, we do have the ability to help define our future by attracting and promoting positive development and revenue generation within the City of Madera. That will be our defining objective throughout Fiscal Year 2018/2019 and moving forward.

Unlike past years there are many factors that have the potential to positively impact the City's financial well-being. The following will describe the potential positive impacts as well as the ongoing financial threats.

Positive Legislation/Opportunities

Arguably the most exciting and potentially impactful is the U.S. Supreme Court's (SCOTUS) decision in *South Dakota v. Wayfair, Inc.* SCOTUS, on June 21, 2018, upheld the ability of states to require out-of-state vendors to collect sales taxes and disburse it to the city and state in which the purchases are made. This could considerably increase sales tax collections for the City of Madera.

SB 1466 and SCA 20 (Glazer) are two proposals that apply to the allocation of Bradley Burns Sales Taxes. The bill's intent is to "capture revenues from 'online' sales and to have those revenues allocated to the point of delivery." This bill creates winners and losers. Cities with large distribution centers that currently collect sales tax from those sales could potentially suffer greatly from lost sales tax revenue, while cities without such distribution centers and with citizens who make a considerable amount of purchases online would benefit from a shift of those revenues to the point of delivery. Passage of SCA 20 would see a 2020 implementation date.

The only hope for relief from unsustainable CalPERS rate increases would be legislation that would give CalPERS member cities the option to alter their benefit formulas, which would be contrary to the California Rule. California cities wait for SCOTUS to decide the fate of this rule California Rule. If we see a favorable outcome in this ruling, implementation of changes will be a process of meet and confer and will not provide relief overnight. Another case that is currently going through the courts and could possibly provide some PERS relief is *Cal Fire Local 2881 v. CalPERS*. This case challenges the PEPPA provision that eliminated members ability to purchase "airtime". California firefighters and their union sought to compel CalPERS to continue to enforce Government Code 20909, and allow eligible public employees to purchase at cost, up to five years of nonqualifying service credit (airtime) to increase pension benefits paid in retirement, by increasing their service credit. The option was eliminated as of January 1, 2013 under the Public Employees' Pension Reform Act (PEPPA), a reform measure designed to strengthen the state's public pension system and ensure its ongoing solvency (Government Code 7522.46, 20909(g)). Plaintiffs argued that elimination of the option violated the California Constitution contracts clause, so that CalPERS lacked authority to refuse to consider applications for the credit. The trial court and court of appeal rejected the argument. Modification of the statute governing airtime service credit was wholly reasonable and carried "some material relation to the theory of a pension system and its successful operation." Plaintiffs are entitled only to a "reasonable" pension, not one providing fixed or definite benefits immune from modification or elimination by the governing body, and did not establish that elimination of their right to purchase airtime credit cost them their right to a reasonable pension. If the Supreme Court upholds these rulings, it could open the door to amend plans.

Negative Legislation/Impacts

Senate Bill 1 (SB1), the Road Repair and Accountability Act, was implemented during Fiscal Year 2017/2018. This bill provided much-needed additional funding for local road repairs and maintenance. At the statewide level, the California Voter Approval for Gas and Vehicle Taxes Initiative (#17-0033) has gained traction and may appear on the November ballot. If approved by voters, that initiative would effectively repeal the SB1 taxing provisions. The specific short-term impact to the City of that repeal would be the elimination of thousands of projects throughout the County, including the projects that Madera has proposed to be funded with SB1 revenues. The long-term impact would be to leave the City of Madera with very limited funding for critical road repair and maintenance.

The "Tax Fairness, Transparency and Accountability Act" is another measure that could have a very negative impact on local government by making it more difficult for local governments to increase funding for services. Among other things, it would eliminate the current authority of cities and counties to enact a tax for general purposes with approval from a majority of voters, making it harder for communities to maintain adequate levels of services. It would now require a 2/3 vote of City Councils or Board of Supervisors to enact many fees, making it harder for communities to hold businesses and individuals responsible for creating fire hazards, destruction of public property, and use of emergency services. It would significantly narrow the legal threshold from "reasonable" to "actual" costs for local governments to apply fees to services, permits, licenses, etc. This will make it more difficult for local governments to ensure that the businesses pay to use services like building inspections by the fire marshal and providing emergency services for industrial sites. It would void local tax measures passed in 2018 unless they are approved by 2/3 of voters, even though voters will likely not be aware of that fact. This could make it harder for communities to plan for the future and prevent cuts to public safety and other vital services. If passed, it would now require any local tax placed on the ballot to specifically identify how the revenues will be spent with binding and enforceable actions. This could lead to an array of lawsuits preventing cities from collecting the necessary revenue to fund important services. It would require all local tax measures to appear only on a regularly scheduled general election ballot unless an emergency is declared with a unanimous vote of the authorizing governing body. This will limit a community's flexibility to fund solutions to urgent problems.

We have included the brief PERS discussion in the impacts section primarily because even when PERS takes positive steps it doesn't necessarily provide positive relief for the City. FY 18/19 is the first year of a three-year discount rate reduction plan that will take the discount rate from 7.5% in FY 17/18 to 7.0% as follows: •FY 18/19: 7.375% •FY 19/20: 7.25% •FY 20/21: 7.00%. These discount rates are used by CalPERS actuaries to project investment earnings over the life expectancies of CalPERS retirees, and a half percent change in the discount rate does have an impact on the City's required CalPERS contributions. These discount rate changes are considered a change in actuarial assumptions or methods that create a change in the unfunded accrued liability (UAL). Such changes in the UAL are amortized over a 20-year period with a 5-year ramp up at the beginning and 5-year ramp down at the end of the 20 years, to minimize employer cost volatility. Even with the 5-year ramp up and 20-year amortization, Madera's projected contribution increases from \$4,203,554 in FY 17/18 to \$7,454,277 by FY 24/25. These figures are based upon the most recent Valuation Report (2016) and formulas provided by CalPERS. Actuarial valuations are performed every three years. So, an updated valuation will be available in 2019. Very few people seem to think that the updated actuarial valuation will provide a better outlook than what has been presented in the past!

Economic Outlook

While our focus has been to present a forward-looking view of our opportunities and negative impacts there is trending now throughout the nation and most certainly in our City some very positive aspects of a healthy economy. Some of these will carry forward into the next fiscal year. The first few months of 2018 saw unprecedented highs followed by great dips in the stock market, tariffs were imposed on a wide range of countries, friendly and foe alike, and changes to the tax code incentivized business to put more money in employees' paychecks. According to the Federal Reserve, the gross domestic product (GDP) is expected to be 2.7% for 2018, up slightly from 2.6% at the close of 2017. Unemployment figures are expected to continue to drop, which may seem impossible as the country is at full employment. In California, new home starts are expected to rise modestly over the next two years, as well as the value of existing homes. Despite the rollercoaster start to 2018, the 2018/2019 outlook is one that will likely stay consistent from the previous year.

The national GDP grew only 2.3% over the first quarter of 2018. Despite this slow start, economists predict performance closer to 3% for the remainder of the year, with an estimated 2.7% increase by the end of the year. At the state level, California GDP has surpassed that of the entire United Kingdom, becoming the world's fifth largest economy, according to a May 2018 report by the LA Times. However, much of the economic growth in the state is focused in coastal areas such as Los Angeles, San Diego, San Francisco, and San Jose, which have a vast array of industry including technology, entertainment, and thus enjoy the benefits of international ports, airports, and international headquarter locations. Because the Central Valley relies heavily on an agriculture-based economy, profits are not as lucrative and challenges such as weather (drought), labor availability, and government subsidies all play into the bottom line.

Corporations have been able to expand, hire new employees, and provide raises for existing ones, which bolsters stability in the market, thanks in part to recent tax reform. Both nationally and statewide, job growth continues, with unemployment reaching levels not seen since the 1960s, according to a report in the California Economic Forecast's May 2018 newsletter. In the report, economist Mark Schniepp predicts the probability of a recession in the year to come is "so low" and that "recessions occur when imbalances develop in the economy, and no glaring potential macroeconomic imbalances are forming." He points to continued low unemployment, rising housing values, buoyant financial markets, improved access to credit, low household debt, and consumer and business investment as stability markers for the year to come.

In the last year, county-wide, Madera has added approximately 1,500 jobs. In May 2018, the unemployment rate in Madera County was 6.5%, down from 7.3% in April 2018, and below the year-ago estimate of 7.7%, according to the State of California's Employment Development Department. At the state level, unemployment is at 4.2%, and nationally is down to 3.8%. While the country is at near maximum employment, there is still room for growth in Madera County.

The City of Madera has seen continued growth in consumer spending. This trend is reflected in a 6.7% projected increase in local sales tax, excluding Measure K, from FY 16/17 to FY 17/18. Sales tax figures are outperforming projected budget amounts, perhaps in part to recent tax reform.

Economic development activity continues to increase and is seen through the addition of commercial, industrial and residential buildings. In FY 09/10, the industrial vacancy rate reached a high of 14%, but since 2014 it

continues to remain under 1%. In response, the City began a joint venture with a local company to develop Freedom Industrial Park, a 100-acre industrial site. The first tenant of the complex has moved in and employs about 100 individuals. The City is actively reaching out to the business community to fill a future, second building that has already been approved for the site. The grounds will be “plug and play” ready, with full infrastructure and rail access. The intersection at Avenue 17 and State Route (SR) 99 remains a primary focus of the City’s economic development efforts. At completion the location will include Love’s Madera Travel Center and more than \$10 million in infrastructure improvements. It is expected that the improvements will spur additional development around the interchange. Another development just to the north of Madera is Matilda Torres High School. The school requires sewer and water infrastructure expansion, which has generated interest in development of properties in the immediate vicinity.

The number of residential homes permitted over the previous fiscal year remains relatively consistent from FY 16/17. In that year, 137 homes were permitted, compared to approximately 180 homes expected to be permitted by the end of FY 17/18. With nearly no existing lots available for builders, the City is looking to the northwest quadrant for future growth. The slated project is under review, but when complete, will cover approximately 3 square miles, over 5,000 new homes, retail and commercial use, elementary schools and expanses of open space and park amenities. There has also been investor and builder interest in multifamily units which may see activity in FY 18/19.

Water is and will remain a key element in the regional economy. The City is taking an active role in regional groundwater management efforts and is planning the next stages of improvements to address long-term water service for current residents and future development. Engineering costs for capital improvements are anticipated to be funded on a pay-as-you-go basis. Potential projects include the replacement of manual water meters, installation of new water meters, recoating of the water tower and the design of water main upgrades throughout the City. These projects have planned funding from revenue in the Water Utility Fund. A new water storage tank, pump station and associated transmission mains are included in the Capital Improvement Program with the initial engineering efforts taking place in 2018/19. The tank represents a critical component of infrastructure necessary to counter continual drought conditions in the valley. Construction funding for the tank project will require special financing either through grants, municipal bonds or low interest loans.

Although there have been some swings in the stock market in early 2018, economists are optimistic for the year ahead. Many Californians have seen their wages increase, unemployment is at very low levels; locally, housing is steady and poised to expand slightly, and governmental activity, thanks to Measure K, is providing increased emergency services to citizens. However, such low unemployment could mean there will be a shortage in labor in years ahead, which could slow economic growth. Additionally, the economy is still expanding, and there is consensus that 2019-2020 will experience a cyclical economic slowdown. Economists will be watching to see if inflation makes any unexpected movements, which would pose a threat to interest rates this year, but other than that, as a nation, the FY 2018-2019 outlook is favorable. Given these local and national projections, the City may wish to continue with a prudent, conservative financial planning model as it makes budget decisions for the future. These factors and others were considered while preparing the budget for the fiscal year.

Conclusion

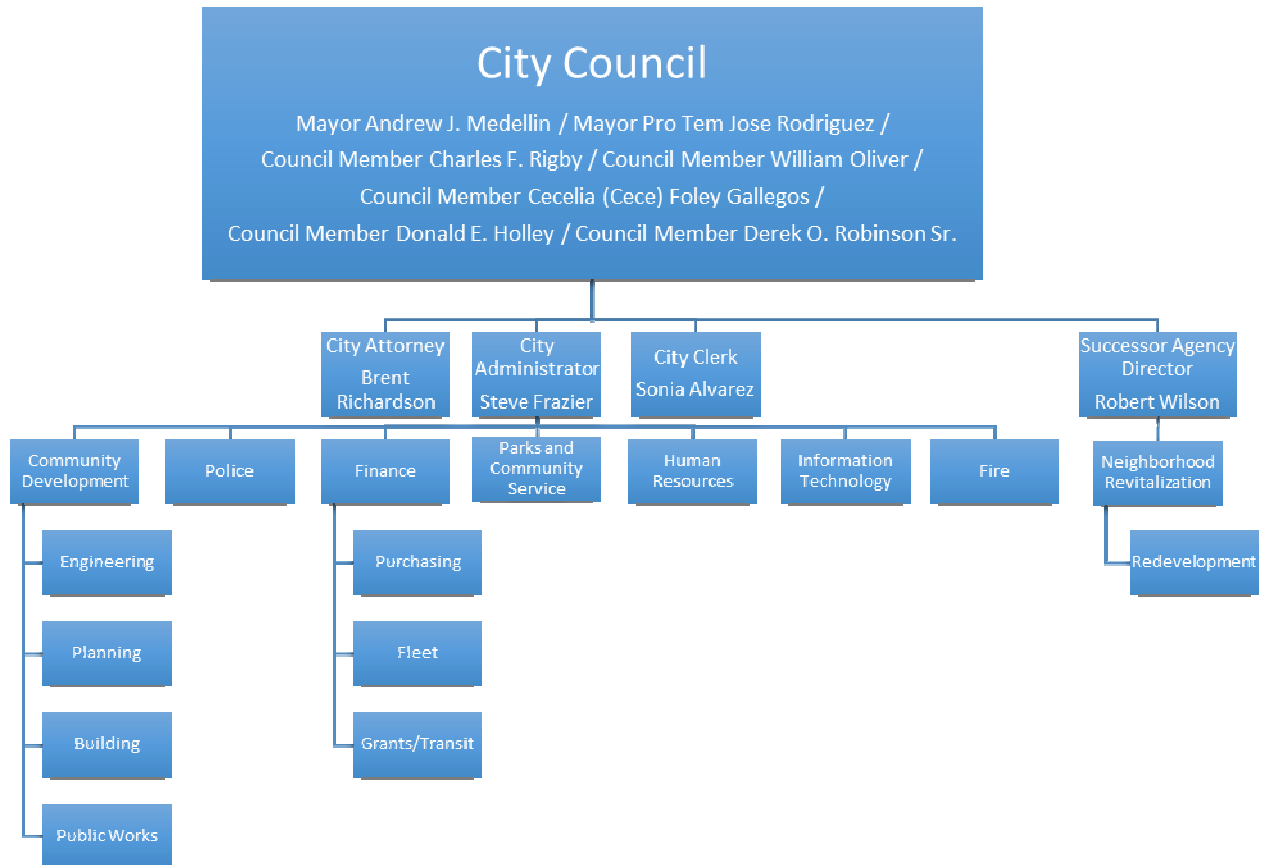
As we begin Fiscal Year 2018/2019 we should do so with more optimism than we have in the past! Completing yet another Cinderella story, if you will, in 2017/2018 where we have erased year six of pre-deficit post surplus. I think this speaks well of staff and Council to achieve such a milestone. Too often we enter the fiscal year reeling from the budget process and it takes months to shake that financial malaise. Optimism notwithstanding, we do know that our ability to end a budget with a surplus is potentially at an end, and if Council chooses to accept the deficit, we all have significant work ahead of us! We will have to find ways to enhance our revenue streams, ensure that our fees are appropriate and up to date and the service being provided is moving the City forward in positive and productive fashion that is sustainable and fiscally responsible.

We fully anticipate that we will bridge the \$1.5 million budget gap in Fiscal Year 2018/2019, as the City of Madera has done for many years. Closely monitoring budget performance throughout the new fiscal year will allow us to be fluid and adjust, should it be necessary, at mid-year! At the same time, sufficient reserves are currently in place for us to weather one year of actual deficit before taking further steps to increase revenue and decrease costs in subsequent budget years.

Respectfully submitted,

Steve Frazier
City Administrator

Organizational Chart



City Map



MADERA AT A GLANCE

Year of Incorporation

1907

Government

Council and Manager form of government, with six City Council Members elected by district and a separately elected Mayor

County

County of Madera

School District

Madera Unified School District

Location

In the geographic center of California, approximately 15 miles north of the City of Fresno

Area

Approximately 9,600 acres, or 15 square miles

2018 Estimated Population

66,225

The population in Madera grew rapidly between 1990 and 2010, while the recent rate of growth has slowed significantly. The average annual change from 2010 to 2018 was approximately 1.0%. From 2017 to 2018, the estimated population increase was 1.6%.

POPULATION - 1990-2018			
Year	Population	Change	Average Annual Change
1990	29,281	7,549	3.0%
2000	43,207	13,926	4.8%
2010	61,416	18,209	4.2%
2018 (est.)	66,225	4,809	1.0%

Between 2000 and 2013, the proportion of the city's population in the workforce age group (25-55 years) grew most rapidly, increasing its share from 37.7% to 56.1% of the total. The group with the largest percentage change was the older adult age group (55-64 years). The population of this group grew by 2,113, or 88.3%.

The total number of households in Madera increased by 36.1% between 2000 and 2013. Madera is a family-oriented city. Family households made up 79% of all households in 2015 (compared to the state average of 68%),

and families with children comprised 47% of households (compared to the statewide average of 32%). The average household size in Madera was 3.81, almost 30% greater than the statewide average of 2.96.

Median Income

According to Census estimates, the median household income for the City of Madera in 2016 was \$40,034, which is a decrease compared to 2015's figures of \$40,457. The City's 2016 median household income trails the state and nation's median income by approximately \$32,918 and \$15,288, respectively.

Employment

According to data from the May 2018 Employment Development Department's monthly report for the Madera Metropolitan Statistical Area (MSA, which includes the City of Madera, Chowchilla and county areas), the unemployment rate in April was 7.3%, down from 8.9% about one year ago. The Madera MSA added 1,100 jobs when compared to April 2017, with an estimated 49,100 total jobs. The unemployment rate statewide for April 2018 was 3.8%, nearly matching the nationwide unemployment rate of 3.7% for the same period.

Housing Units

In 2016, the most recent year for which data is available, 48% of the estimated 18,797 households in Madera lived in owner-occupied housing, while 52% lived in renter-occupied units. These figures represent a flip from housing tenure data in 2010, when 51% of units were owner-occupied and 49% were renter-occupied. Between 2010 and 2015, the number of total households in Madera increased by approximately 2,900.

Home Sale Prices

Home sale prices for the City of Madera were compiled using data provided by CoreLogic, an agency that monitors real estate activity nationwide and provides information to consumers, educational institutions, public agencies, lending institutions, title companies, and industry analysts. According to CoreLogic, the median sale price for a home in the City of Madera in April 2015 was \$179,000. One year later in April 2016, the median sale price had increased by 28.5% to \$230,000. In April 2017, the median home sale price dropped to \$220,000, a 4.3% decrease. Between March 1 and May 30, 2018, the median home sale price increased to \$226,000.

Building Activity

In FY 16/17, the City's Building Department issued 2,390 building permits within the City limits. As of June 11, 2018 2,226 permits have been issued and it is expected that FY 18/19 will finish with about the same number as FY 16/17. Of those permits, well over 1,000 were for solar energy improvements. It is expected that approximately 180 residential units will be completed by the end of FY 17/18, compared to 137 in FY 16/17. Builders and investors have shown interest in multi-family developments in FY 17/18 and it is expected further interest in these developments will continue into the next fiscal year. All subdivisions where finished lots had been developed prior to or during the recession are actively being built out by home builders, thus the Community Development Department is working with a variety of developers to create new subdivisions. The City is looking to the northwest quadrant for future residential and mixed use growth. Once complete, the neighborhood will encompass approximately three square miles of land with over 5,000 new homes, retail and commercial use, schools and expanses of open space and park amenities. Current construction of Matilda Torres High School is underway just to the north of the City, requiring an expansion of sewer and water infrastructure which has generated interest in developing properties in the immediate vicinity. Additional growth in north Madera includes the Love's Madera Travel Center, which will begin construction in FY 18/19, at the intersection of Avenue 17 and SR 99. Currently

outside the City limits, the project will require approximately \$10,000,000 in infrastructure upgrades, and may serve as a catalyst for development of surrounding properties. South of the City, at the Avenue 12 / SR 99 interchange, a truck stop/travel center is planned in the County area, which may spur additional commercial development.

Major Employers in Madera County – 2018

Employer Name	Location	Industry
Ardagh Group	Madera	Glass Containers (mfrs)
BAC	Madera	Assembly & Fabricating Service (mfrs)
Baltimore Aircoil Co	Madera	Refrigerating Equip-Commercial (whls)
Brake Parts Inc	Chowchilla	Brakes-Manufacturers
Central AG Labor Svc	Madera	Labor Contractors
Certain Teed Corp	Chowchilla	Building Materials-Manufacturers
Cherokee Freight Lines	Madera	Trucking-Motor Freight
Chukchansi Gold Resort	Coarsegold	Casinos
Chukchansi Gold Resrt & Casino	Coarsegold	Resorts
Country Villa Healthcare Ctr	Madera	Senior Citizens Service
Ferrellgas	Oakhurst	Gas-Propane-Refilling Stations
Georgia-Pacific Corp	Madera	Sawmills (mfrs)
Home Depot	Madera	Home Centers
Lamanuzzi & Pantaleo Cold Stge	Madera	Fruits & Vegetables-Harvesting
Lion Brothers Farm-Newstone	Madera	Farming Service
Madera City Hall	Madera	Government Offices-City, Village & Twp
Madera Community Hospital	Madera	Hospitals
Madera High School	Madera	Schools
Madera South High School	Madera	School Districts
San Joaquin Wine Co	Madera	Wineries (mfrs)
Sierra Tel	Oakhurst	Telephone Companies
Span Construction Inc	Madera	Contractors-Equip/Supls-Dlrs/Svc (whls)
Valley Children's Hospital	Madera	Hospitals
Valley State Prison For Women	Chowchilla	Government Offices-State
Walmart	Madera	Department Stores

Data Sources

- California Credit Union League, “2018-2019 Forecast: California and United States,” http://marketing.ccul.org/marketing/economicforecast/2017/12california-us8284_17.html
- California Economic Forecast, Monthly newsletter, <http://californiaforecast.com/monthly-newsletter/>
- City of Madera 2016-2024 General Plan Housing Element Update, http://www.cityofmadera.ca.gov/wp-content/uploads/2015/11/MadHE_Adopted_12-02-15_Highlighted.pdf
- City of Madera 2016-2024 General Plan Housing Element Update
- City of Madera Community Development Department
- Department of Finance (State of California)
- Employment Development Department, Labor Market Information Division, May 18, 2018, [http://www.labormarketinfo.edd.ca.gov/file/lfmonth/mad\\$pds.pdf](http://www.labormarketinfo.edd.ca.gov/file/lfmonth/mad$pds.pdf)
- Employment Development Department, Major Employers in Madera County, 2018 <http://www.labormarketinfo.edd.ca.gov/majorer/countymajorer.asp?CountyCode=000039>
- LA Times, “California is now the world's fifth-largest economy, surpassing United Kingdom,” May 4, 2018, <http://www.latimes.com/business/la-fi-california-economy-gdp-20180504-story.html>
- National Conference of State Legislatures (NCSL), May Unemployment Numbers by State, May 2018, <http://www.ncsl.org/research/labor-and-employment/state-unemployment-update.aspx>
- New York Times, “U.S. Economy Grew by 2.3% in First Quarter, Easing Slightly,” April 27, 2018, <https://www.nytimes.com/2018/04/27/business/economy/gdp-economy.html>
- Trading Economics, United States Unemployment Rate, May 2018, <https://tradingeconomics.com/united-states/unemployment-rate>
- UCLA Anderson School of Management June 2018 Report, *Forecast for the Nation and California*
- U.S. Census Bureau, 2012-2016 American Community Survey 5-Year Estimates, https://factfinder.census.gov/faces/nav/jsf/pages/community_facts.xhtml?src=bkmk

Budget Process

The City of Madera prepares a one year budget annually for its fiscal year beginning July 1st and ending June 30th. The budget process is initiated under the guidance of the Financial Services Director, however, the City Administrator along with the senior management team and the majority of the Finance department personnel have key roles in the process. Several weeks before the management team starts their budget process, the Finance Department begins the planning and preparation process. Once again, the decision was made to prepare the budget in stages by fund type. The process includes plans to complete draft budgets for each fund and present them to Council separately so they can be discussed individually.

January/February

With the implementation of the new Tyler Munis financial software, the 18/19 budget process was initiated electronically. A preliminary budget was entered into the system and the department heads were asked to review and make adjustments to revenue and expenditure line items within their department. The budget entry screen displays current year budget and actual figures for comparison purposes. Department personnel were asked to update current year projections as well as proposed 18/19 amounts. The Salary Projection Worksheet is prepared at this time also. This worksheet lists all City employees organized by department and calculates their total salary and wages for the next fiscal year. It is anticipated that the Salary Projection Worksheet will be generated electronically for the FY 19/20 budget process through the Tyler Munis HR/Payroll module, which just went “live” in January 2018.

March

A mid-year budget review is performed by each department to determine if budgeted revenue and expenses are on target or need to be adjusted. Budget adjustments are summarized and presented to Council by the Financial Services Director. The Council will then determine which adjustments will be adopted per resolution. The Engineering Department prepares a five-year Capital Improvement Plan and presents the draft to the Council at this time also.

April

The preliminary Enterprise fund budgets are presented to Council for review. These include budgets for Water, Sewer, Solid Waste and Storm Drainage.

May

A public hearing is held at a Council meeting regarding the Community Development Block Grant (CDBG). The public is encouraged to have a say regarding where the monies will be allocated. The preliminary Internal Services (Fleet, Facilities Maintenance and Technology) and Special Revenue Fund budgets are presented to Council for review.

June

A budget workshop is held for the City Council where the budgets for all the funds of the City are available to be reviewed and discussed. The City Administrator and Financial Services Director lead the presentation to Council, and department directors are available to discuss any specific budget items within their purview.

July

The final budget is presented to the City Council and it is adopted per resolution.

City Mission, Operating Principles and Community Vision

The City of Madera has adopted a mission statement and a set of operating principles and values that define how it will interact with the community.

Mission Statement

The City of Madera is committed to delivering quality public services with integrity, courage, compassion, and competence to our diverse community.

Operating Principles and Values

We believe our first responsibility is to the public, recognizing they represent diverse Cultures. We will strive to:

- Provide a safe, secure, and overall exceptional quality of life.
- Encourage open and constructive participation by our citizens.
- Provide a level of customer service consistent with the principles stated above.

We are responsible to the community in which we live and work. We will strive to:

- Promote activities that foster and encourage community pride.
- Assist in efforts to revitalize and maintain visually attractive living and working environments.
- Assure safety to all individuals within the community.
- Promote community based problem solving.

We are responsible to our employees. We will strive to:

- Provide employees with a safe and healthful working environment.
- Embrace our obligation to provide equal employment opportunities
- Provide professional growth and development opportunities.
- Fairly recognize, empower and reward our employees for their contributions.

We are responsible to our business community. We will strive to:

- Engage existing and potential business in ongoing discussions to foster opportunities for reasonable growth.
- Understand the diverse needs of the changing business environment.

We are responsible to be fiscally accountable. We will strive to:

- Accomplish city missions within available resources
- Create a climate that encourages and supports economic expansion.

Community Vision –Vision Madera 2025

Through a multi-year community-based visioning process, residents of Madera identified their vision of Madera in the future as an attractive community with strong family values, excellent educational and recreational opportunities, abundant entertainment and business opportunities, and a safe, healthy environment. Four Vision Statements, summarized below, reflect the desires of the community and function as the City's broad based goals.

1

A Well-Planned City - focusing on the physical aspects of Madera's growth. Affordable housing, balancing residential, commercial and agricultural needs and providing efficient services are significant concerns for a rapidly growing community. Open communications between the community and City/County government and within those governments are vital to a healthy city.

2

Good Jobs and Economic Opportunities - recognizes the need for good jobs, a well-trained, well-paid workforce and a broad spectrum of business opportunities. The vision underscores the need to attract commercial and retail businesses and to encourage residents to buy locally.

3

A Strong Community and Great Schools - highlights development of leadership, expansion of educational opportunities, support for the arts and recognition of Madera's unique culture. Support for Madera's youth in education, after-school programs and sports activities reflect the community's desire to create a caring environment in which to raise a family.

4

A Safe, Healthy Environment - emphasizes the community's desire to protect Madera's natural resources, enjoy a secure community and provide healthy educational and recreational activities. The Vision recognizes the need for Madera's parks and open spaces to be convenient and well-maintained. This statement also emphasizes the importance of having excellent health care and related services available for all community members.

The Action Items outlined below for each Vision-Goal statement serve as City-wide performance measures that have been identified as priorities for the near term, including FY 18/19. In addition to these City-wide measures, each Department has identified more refined goals and performance measures that reflect direction from Vision Madera 2025. These department-oriented goals are included in Section D of this budget. Together, the City-wide and department-oriented goals, strategies, and performance measures seek to implement community's vision of Madera.

1 - A WELL PLANNED CITY

Action	Description of Priority Action and Performance Measure
102.2	<p>Develop a communications plan to reach diverse audiences including but not limited to: publications, mailings, broadcast and electronic delivery.</p> <ul style="list-style-type: none">• Schedule and promote City, County and Chamber(s) meetings to encourage community involvement.• Promote on-going communications among key agencies.• Develop and implement a plan for community engagement of non-English speaking participants.• Develop a bank of volunteer translators.• Coordinate requests for translation for public events and publications

- 102.5 As a component of the Vision Madera 2025 process, establish a Town Hall for annual review and feedback of community processes.
- 305.6 Inform public of all service clubs and contact information through City Newsletters and related websites.
- 211.1 Develop a coordination committee to design communication venue, schedule regular meetings (annually or semi-annually) and promote involvement.
- 112.1 Review Development Impact Fees (DIF) every 2 years or less. All other fees are evaluated as often as needed, but not less than every three years.
- 126.1 Conduct an analysis of current street light standards for safety issues.
- 126.7 Integrate Tree Master Plan as an element of streetscape maintenance.
- 126.8 Update arterial and collector streets to incorporate larger park strips or enhancing features such formally adopting meandering sidewalks into the standard.
- 132.1 Conduct neighborhood design charrettes to explore alternatives for good neighborhood design.
- 132.2 Update arterials and collector streets to accommodate bicycles, pedestrians and transit vehicles.

2 - GOOD JOBS AND ECONOMIC OPPORTUNITY

- 201.1 Review City zoning codes to encourage new and redeveloped retail properties, mixed retail/residential and residential provisions.
- 207.3 Review use of incentives used to attract new industrial and retail development at least every three years. Evaluate whether the tools used are generating new development; evaluate whether the value received in new job generation meets or exceeds the value of incentives provided.

3 - A STRONG COMMUNITY AND GREAT SCHOOLS

- 303.2 Revive Parks and Community Services' Youth Commission and develop opportunities for youth involvement in local government.
- 315.5 Continue to raise and expand awareness of art exhibits and performances.
- 316.1 Further develop existing volunteer recruitment programs.
- 324.3 Establish with MUSD and City of Madera joint facility agreement that includes opportunities to build park location adjacent or near school sites which includes: athletic fields, multipurpose rooms and parking.

4 - A SAFE AND HEALTHY ENVIRONMENT

- 401.2 Develop Master Tree Plan to include city-approved tree list.
- 421.2 Develop and implement a fire protection service delivery plan, including a needs analysis and determination of feasible service levels. The service delivery plan should consider alternate prevention and suppression strategies to reduce and/or respond to fire protection needs.
- 427.4 Develop community-neighborhood - events that encourage interaction between the Police Department and the citizens.
- 434.2 Encourage water conservation that develops and utilizes landscape and irrigation standards including programs such as: Xeriscape landscaping, Mulching, "Smart Clocks", Check Valves, Micro Spray Systems.
- 434.4 Examine and implement technologies that recirculate and reuse existing water resources, such as planned reuse of 100% of the wastewater treatment plant output.

Basis of Accounting/Basis of Budgeting

The budgets of governmental funds (General Fund, Special Revenue Funds, Debt Service Fund) are prepared on a modified accrual basis where revenues are recognized when they become measurable and available, and expenditures are recorded when the related liability is incurred; except that principal and interest payments on general long-term debt are recognized when due. Revenue availability criteria are defined as collectible within the current period or soon enough thereafter to be used to pay liabilities of the current period (i.e., sixty days after fiscal year-end).

Budgets for proprietary funds (Internal Service Funds and Enterprise Funds) are prepared on a full accrual basis where revenues are recognized when earned, and expenses are recognized when they are incurred.

Cost Allocation

The City of Madera uses cost allocation methods for much of its accounting for expenditures. Certain employees' personnel costs are allocated to different funds and/or departments based on the estimated hours that they spend working in the perspective funds or departments. Costs related to the Internal Service funds are also allocated. For the Vehicle/Equipment Internal Service Fund, costs are allocated to the departments in which the vehicles are utilized. Various methods of predicting maintenance and replacement costs including expected life of the vehicle, miles driven, and type of work performed. The costs related to the Technology Maintenance and Replacement Internal Service Fund are allocated to departments based on the cost to purchase, maintain and replace the technology equipment that is assigned to employees. The Landscape Maintenance District charges for maintenance, engineering and legal are based on the Engineer's Report.

The City of Madera also allocates Administrative and Overhead costs for the General Fund departments that provide accounting, personnel, administrative and legal services to other departments. These Administrative and Overhead costs are allocated based on different factors for the various servicing departments. For example, the City Council and City Clerk costs are allocated to departments based on the number of agenda items each department had in the previous fiscal year. Facility Maintenance costs is based on the square footage of each department. Fidelity bond premium and audit fees are charged to the department based on the percentage of budget. The City uses an allocation system called CostTree, which utilizes a double-step-down method of allocation, which provides for a greater capture of allocated costs than the method that the City of Madera used in the past. In FY 18/19, the City of Madera will recapture approximately \$1.6 million in Interfund Charges - Administration Overhead.

Level of Budgetary Control

In the spring of every year, City personnel prepare a proposed budget and present it to the City Council for review. The proposed budget along with all the supporting schedules, are available for public inspection in the office of the Financial Services Director. For the FY 18/19 budget, the Council held a budget review session on June 5, 2018 to receive public comment and ascertain the facts regarding the proposed budget. The City Council adopted the proposed budget on July 5, 2018 with the following stipulations:

1. Transfer of appropriated budget authority from one line account to another within a department may be done upon approval of the City Administrator.
2. Transfer of budget authority between departments of the general fund or between funds will be done by minute order of the City Council if less than \$25,000 and by resolution if greater than \$25,000.
3. Authority is given to the Financial Services Director to adjust the budget for all monies received by the City not included in the budget up to \$5,000 per incident without a budget resolution. A report will be given to the Council on a quarterly basis regarding any such activity.
4. All outstanding encumbrances as of June 30, 2018 approved by the City Administrator shall be continued and re-appropriated for expenditure into FY 18/19.
5. Except as monetary appropriations may be affected by intra-fund transfers within the general fund or other funds, no appropriations set forth in said budget shall be cancelled in whole or in part except by resolution adopted by a majority vote of all members of the City Council.
6. Expenditures made, liabilities incurred, or warrants issued in excess of budget appropriations as originally approved or as thereafter increased or decreased, shall not constitute an obligation or liability of the City of Madera. The City Administrator and the City Council shall approve no claims and the Financial Services Director shall issue no warrants or checks for any expenditure in excess of existing appropriations except upon an order of the court of competent jurisdiction, or in cases of emergency as specified and in accordance with the procedures established in the Government Code of California.

Financial Budget Policies

BUDGETING

- An annual base budget will be developed by verifying or conservatively projecting revenues and expenditures for the current and forthcoming fiscal year.
- The operating budgets shall be balanced and ongoing costs shall not exceed current revenues plus available fund balance that exceeds reserve fund requirements.
- Projected revenues will be sufficient to support projected expenditures.
- The City will avoid budgetary procedures which balance the current budget at the expense of future budgets.
- The Financial Services Director will prepare and submit to the City Council a mid-year budget review and analysis.

ACCOUNTING AND FINANCIAL REPORTING

- An independent audit will be conducted annually by a certified public accountant.
- Financial reports will be produced in accordance with Generally Accepted Accounting Principles (GAAP) as outlined by the Governmental Accounting Standards Board (GASB).
- The City will maintain a strong system of internal controls.
- The City will maintain a written investment and portfolio policy that establishes parameters for determining investment placement and the overall management of the City's investment portfolio.

RESERVES

- The City will maintain the General Fund Contingency reserves at a level of at least 30% of the general fund operating expenditures in order to protect essential service programs and funding requirements during periods of economic downturn or other unforeseen major costs not covered by the Contingency Reserve.
- The City will establish an account to accumulate funds to be used for payment of accrued employee benefits for terminated employees. The level of this reserve will be established based upon an annual projection of employee retirements.
- Self-insurance reserves will be maintained at a level which will adequately protect the City.

CAPITAL PLANNING

- The City will develop and annually update a long-term Capital Improvement Plan (CIP) for the purpose of planning, scheduling, and financing capital projects as determined and approved by the City Council.
- The CIP will be a five-year plan and will include major on-going maintenance and rehabilitation costs to existing capital assets (land, land improvements, infrastructure, and equipment), as well as the costs of new facilities and improvements.
- The City will maintain its capital assets at a level adequate to protect the City's capital investment and to minimize future maintenance and orderly replacement of capital assets from current revenues where possible.
- The CIP budget will realistically assess potential future revenues and avoid commitments for projects that lack economic feasibility.

REVENUE

- The City will estimate its annual revenues by an objective, analytical process utilizing trend, judgmental, and statistical analysis as appropriate.
- The City will attempt to maintain a diversified and stable revenue base to minimize the effects of economic fluctuations on revenue generation.
- The user fees and charges for each Enterprise Fund will be set to fully support the total direct and indirect costs of the activity. Indirect costs include the cost of annual depreciation of capital assets and overhead charges.
- Internal Service Funds are to be funded at appropriate levels to ensure their ability to provide services adequately.
- Development Impact Fees will be established to provide for the cost of infrastructure improvements from new growth instead of being a burden to existing tax payers.

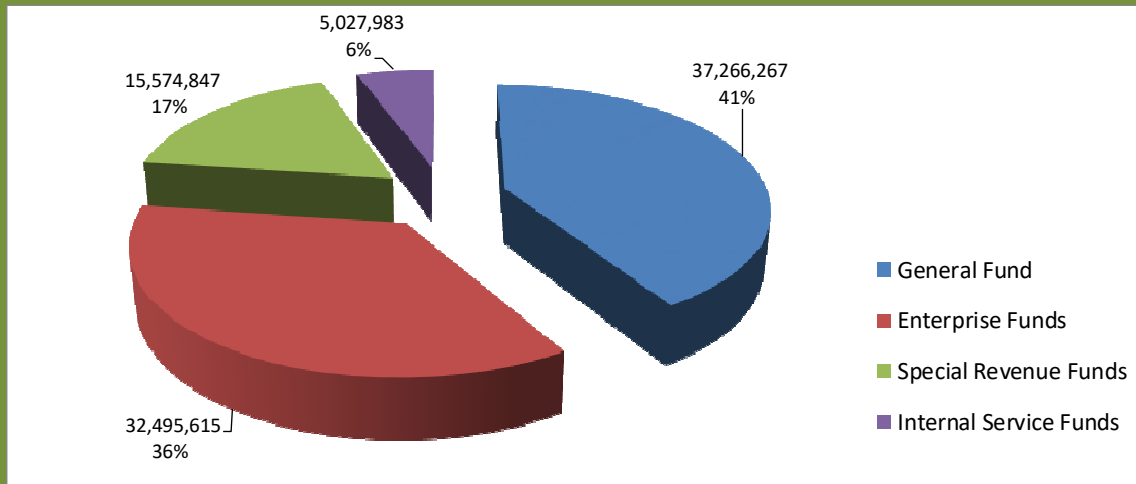
DEBT MANAGEMENT

- The City will not use long-term debt financing for any recurring purpose such as current operating and maintenance expenditures.
- The City will consider the issuance of long-term debt to purchase or construct capital assets that will serve as long-term community assets.
- Prior to entering into a long-term financing arrangement, an internal analysis will be conducted to determine the impact on current and future budgets for debt service and operations. This analysis will address the reliability of revenues to support the debt service.

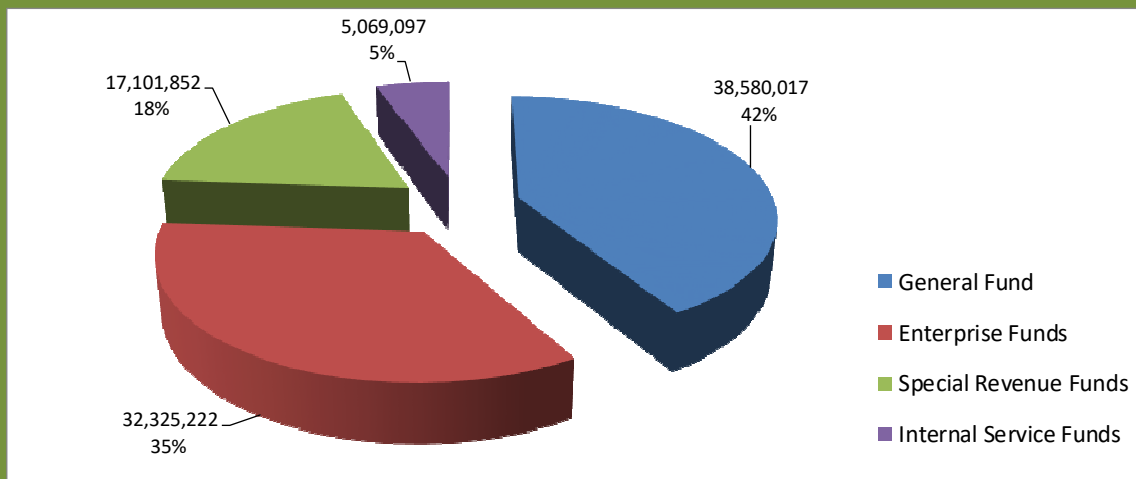
Citywide Budget Overview

Total City of Madera revenues for FY 18/19 are projected to be \$90,364,712 with projected expenditures of \$93,076,188 citywide. The chart below graphically depicts the portions of revenues and expenditures pertaining to the different types of funds, as listed.

REVENUES/SOURCES



EXPENDITURES/USES



The General Fund makes up \$37,266,267 or 41% of citywide revenues (including transfers in) and \$38,580,170 or 41% of citywide expenditures (including transfers out). The Enterprise Fund revenues represent \$32,495,615 or

36% of all city revenues. Expenditures for Enterprise funds amount to \$32,325,222 or 35% of total City expenditures. Special Revenue Funds make up \$15,574,847 or 17% of citywide revenues, with expenditures of \$17,101,852 or 18% of citywide expenditures. Internal Service funds represent \$5,027,983 or 6% of citywide revenues and \$5,069,097 or 5% of citywide expenditures. Altogether, projected citywide revenues amount to \$90,364,712 with projected expenditures of \$93,076,188, including nearly \$24.4 million of capital project expenditures.

City of Madera - Summary of Revenues by Fund

Description	FY 2015 Actual	FY 2016 Actual	FY 2017 Actual	2018 Budget	2018 Estimated	2019 Proposed
GENERAL FUND	30,408,968	33,766,005	31,784,257	37,611,653	37,429,622	37,266,267
SPECIAL REVENUE FUNDS						
Transportation Fixed Route	38,607	12,210	224,837	1,535,180	135,006	1,683,046
Development Impact Fees	1,902,655	1,401,360	1,770,448	1,920,619	1,991,030	1,991,030
Special Gas Tax	2,181,143	1,301,489	1,276,724	2,512,535	2,509,389	3,525,948
Local Sales Tax	1,750,216	2,362,223	1,716,125	3,203,985	3,060,620	2,899,631
Park Development	67,670	731,250	95,275	350,000	0	134,000
Intermodal Building	52,533	101,289	259,080	135,120	99,697	87,579
Parking District Operations	45,357	48,966	34,376	46,000	32,000	42,000
Business Improvement District	26,164	27,810	23,751	29,373	29,308	29,308
Federal Aid Urban	267,501	939,350	410,474	1,720,357	252,674	2,570,290
Local Transportation	1,057,866	1,169,834	999,326	1,246,177	1,280,774	1,090,470
NSP3 Program	1,392,225	491,071	0	0	0	0
Housing Program	389,398	412,913	707,580	1,307,552	1,284,360	16,510
Supplemental Law Enforcement	100,112	100,301	131,351	100,000	100,000	100,000
Local Law Enforcement	59,720	0	3,575	0	0	34,000
DUI and Enforcement Awareness	123,082	20,462	0	0	0	0
Tobacco Law Enforcement Grant	0	0	0	0	0	35,921
Community Facilities Districts	459,998	503,579	548,907	454,000	555,126	575,000
CFD Debt Fund	171,139	174,749	179,943	180,630	180,630	166,325
Senior Citizen Services	364,048	528,667	82,203	75,407	0	0
Park Facilities Debt Services	194,257	194,257	194,257	194,257	194,257	194,257
Landscape Maintenance Districts	384,919	347,818	0	391,743	0	399,532
TOTAL SPECIAL REVENUE FUNDS	11,028,610	10,869,596	8,658,232	15,402,935	11,704,871	15,574,847
ENTERPRISE FUNDS						
Sewer Fund	8,376,756	7,760,925	8,525,653	9,058,522	9,195,591	10,014,257
Solid Waste	5,875,394	5,895,740	5,994,027	5,890,587	5,973,418	5,960,674
Water	5,720,931	7,429,319	9,216,786	10,882,508	11,488,294	12,003,611
Drainage	690,491	959,048	879,940	843,250	848,267	841,250
Airport Operations Fund	747,627	634,783	1,927,895	1,124,745	1,304,390	626,400
Golf Course	304,645	288,124	285,380	357,083	367,083	423,804
Dial-A-Ride	871,227	872,231	929,546	825,133	1,046,942	1,061,014
Fixed Route	851,359	1,287,160	959,868	3,013,153	1,534,674	1,564,605
TOTAL ENTERPRISE FUNDS	23,438,429	25,127,329	28,719,095	31,994,981	31,758,659	32,495,615
INTERNAL SERVICE FUNDS						
Fleet	1,533,439	1,606,899	1,505,409	2,076,299	1,770,617	2,052,893
Facilities Maintenance	1,286,692	1,443,321	1,565,783	1,582,538	1,589,916	1,680,965
Technology	719,150	914,399	1,220,496	1,145,471	1,145,471	1,294,125
TOTAL INTERNAL SERVICE FUNDS	3,539,281	3,964,619	4,291,688	4,804,308	4,506,004	5,027,983
GRAND TOTAL ALL FUNDS	68,415,288	73,727,550	73,453,272	89,813,877	85,399,156	90,364,712

City of Madera - Summary of Expenditures by Fund

Description	FY 2015 Actual	FY 2016 Actual	FY 2017 Actual	2018 Budget	2018 Estimated	2019 Proposed
GENERAL FUND	30,015,566	32,966,586	32,025,639	39,324,258	35,653,906	38,580,017
SPECIAL REVENUE FUNDS						
Transportation Fixed Route	132,662	38,590	263,099	1,535,180	134,751	1,683,046
Development Impact Fees	1,723,785	2,752,858	1,166,670	2,380,754	1,720,259	3,230,555
Special Gas Tax	3,458,333	1,758,342	1,932,652	2,578,939	2,475,939	3,532,537
Local Sales Tax	908,222	1,350,060	758,449	2,778,736	3,159,288	2,987,085
Park Development	9,500	819,862	65,221	0	95,275	134,000
Intermodal Building	56,008	89,763	277,363	134,735	134,397	84,595
Parking District Operations	20,659	35,154	40,522	39,008	31,121	36,219
Business Improvement District	27,615	25,094	25,888	29,373	29,373	26,979
Federal Aid Urban	439,666	1,153,276	125,670	1,790,357	252,674	2,570,290
Local Transportation	1,462,922	786,735	833,390	814,980	1,069,356	1,126,245
NSP3 Program	831,661	337,209	6,945	0	0	0
Housing Program	370,692	413,403	287,087	1,303,398	1,247,646	55,724
Supplemental Law Enforcement	84,779	71,841	122,705	100,000	100,000	236,000
Local Law Enforcement	38,478	0	0	0	0	34,000
DUI and Enforcement Awareness	80,137	0	0	0	0	0
Tobacco Law Enforcement Grant	0	0	0	0	0	35,921
Community Facilities Districts	188,168	688,100	993,365	694,194	694,194	478,536
CFD Debt Fund	169,565	172,970	176,183	179,030	176,120	164,725
Senior Citizen Services	327,350	356,706	0	42,039	0	0
Park Facilities Debt Service	194,257	194,257	194,257	194,257	194,257	194,257
Landscape Maint Districts	323,717	350,463	0	479,095	0	491,137
TOTAL SPECIAL REVENUE FUNDS	10,848,175	11,394,684	7,269,467	15,074,075	11,514,650	17,101,852
ENTERPRISE FUNDS						
Sewer Fund	9,142,519	7,388,072	9,941,107	13,631,281	9,015,518	10,646,406
Solid Waste	5,267,991	6,039,425	6,237,003	6,536,873	6,449,802	6,589,398
Water	6,297,032	5,909,800	9,435,531	10,510,728	10,690,344	10,553,011
Drainage	592,982	701,212	780,698	769,707	736,820	881,684
Airport Operations Fund	851,043	868,179	2,166,967	1,186,487	1,195,782	605,300
Golf Course	305,290	315,506	368,561	357,083	399,789	423,804
Dial-A-Ride	1,054,627	1,091,588	1,067,713	947,479	920,918	1,061,014
Fixed Route	903,996	1,029,913	997,190	2,883,273	1,033,319	1,564,605
TOTAL ENTERPRISE FUNDS	24,415,480	23,343,695	30,994,770	36,822,910	30,442,293	32,325,222
INTERNAL SERVICE FUNDS						
Fleet	1,426,552	1,768,318	1,826,887	2,167,006	1,862,717	2,084,126
Facilities Maintenance	1,242,055	1,837,271	1,486,663	1,582,538	1,589,664	1,678,507
Technology	716,795	1,036,241	998,659	1,262,594	1,241,983	1,306,465
TOTAL INTERNAL SERVICE FUNDS	3,385,402	4,641,830	4,312,209	5,012,138	4,694,363	5,069,097
GRAND TOTAL ALL FUNDS	68,664,624	72,346,795	74,602,085	96,233,381	82,305,212	93,076,188

City of Madera - Summary of Expenditures by Department

Department	FY 2015 Actual	FY 2016 Actual	FY 2017 Actual	2018 Budget	2018 Estimated	2019 Proposed
City Administrator	1,919,208	2,413,161	1,907,684	1,844,596	1,936,728	1,871,239
City Clerk	356,880	413,560	509,136	482,594	458,879	541,140
City Attorney	368,597	425,615	452,451	475,622	454,237	467,635
Finance	3,705,533	3,813,557	5,290,113	5,708,769	5,056,376	5,337,617
Human Resources	1,316,586	639,483	598,637	1,112,927	1,094,658	1,296,049
Police	10,832,092	11,831,193	12,074,726	14,193,794	13,143,888	14,662,366
Fire	3,074,735	3,431,285	3,755,558	5,332,582	4,762,309	5,971,937
Community Development						
Planning	474,600	457,764	472,239	533,230	538,655	680,163
Building	664,644	751,409	816,303	852,285	860,772	950,161
Engineering	1,328,237	1,422,497	1,486,249	1,617,532	1,617,420	2,040,538
Public Works	23,764,073	24,643,389	29,363,077	33,645,772	28,393,935	29,020,699
Parks and Community Service	3,883,296	5,291,294	4,770,348	4,954,018	4,727,242	4,704,498
Grants	4,696,189	4,821,174	3,678,671	8,762,138	4,492,645	5,880,724
Code Enforcement	1,053,488	1,483,079	1,268,832	1,403,183	1,137,324	971,973
I.T.	716,795	1,036,241	998,659	1,262,594	1,241,983	1,306,465
Capital Improvement Projects	7,992,928	7,801,272	4,816,832	10,343,766	8,676,316	13,446,712
Debt Service	2,193,028	1,320,359	2,092,225	3,411,038	3,450,834	3,435,133
Landscape Maintenance Districts	323,717	350,463	0	479,095	0	491,137
GRAND TOTAL ALL DEPARTMENTS	68,664,624	72,346,795	74,351,742	96,415,536	82,044,201	93,076,188

As can be seen in the summaries above, total citywide expenditures have decreased by approximately \$3.3 million from the FY 17/18 Budget of \$96.4 million to \$93.1 million in FY 18/19. The most notable shifts are a \$4.6 million decrease in Public Works, a \$2.9 million decrease in Grants and a \$3.1 million increase in the Capital Improvement Projects which increased from \$10.3 million in FY 17/18 to \$13.4 million in FY 18/19. The primary reason for the decrease in Public Works is the \$4.6 million of capital project increases that were budgeted in FY 17/18 in the Sewer Utility – Capital Outlay budget and not in budgeted in FY 18/19.

Fund Balance Summary

Fund	Description	2017-2018 Estimated Ending Fund Balance	Net Fund Transfers	2018 - 2019 Budgeted		2018-2019 Encumbrances	2018-2019 Estimated Ending Fund Balance
				Revenue	Expenses		
1020 General Fund		12,672,805	2,912,473	27,400,240	31,481,698		11,503,820
1021 CDBG		(66,190)	(87,454)	1,368,542	1,281,089		(66,190)
1025 Measure K		2,435,310	(112,000)	4,266,621	4,154,621		2,435,310
1081 Tire Grants		(20,657)		21,069	20,833		(20,421)
1090 Insurance Reserve		2,196,684	540,000	70,000	755,000		2,051,684
1700 Payroll Clearing		(205)					(205)
General Fund		17,217,748	3,253,019	33,126,472	37,693,241	-	15,903,998
4080 Water Development Impact Fee		31,685		300	-		31,985
4081 Water Pipe Impact Fee		154,092		47,800	42,700		159,192
4082 Water Well Impact Fee		(571,545)		98,000	88,000		(561,545)
4083 Waste Water Development Impact Fee		454,864	(250,000)	264,000	-		468,864
4084 Westberry/Ellis Sewer Impact		149,152		14,000	-		163,152
4085 Road 28 Sewer Int. Impact Fee		21,076		3,100	4,000		20,176
4099 Sewer-New Req'ts Existing Area		201,483		23,200	421,680		(196,997)
4100 Sewer-N.W. Quadrant Fees		70,156		2,800			72,956
4101 Sewer-N.E. Quadrant Fees		131,570		1,300			132,870
4102 Sewer-S.W. Quadrant Fees		383,434		6,900			390,334
4103 Sewer-S.E. Quadrant Fees		193,146		6,800			199,946
4104 Drainage Development Imp Fee		784,380	-	173,800	20,000		938,180
4105 Storm Drain-N.W. Quadrant		398,823		14,000	20,000		392,823
4106 Storm Drain-N.E. Quadrant		167,257		2,000	2,000		167,257
4107 Storm Drain-S.W. Quadrant		(10,224)		7,100	20,000		(23,124)
4108 Storm Drain-S.E. Quadrant		250,845		15,000	135,000		130,845
Development Impact Fee Fund		-					-
4086 Development Impact Fee - Fire		1,197,273		54,500	-		1,251,773
4087 Development Impact Fee - Police		81,814	(125,020)	95,200	-		51,994
4088 Development Impact Fee - Parks		1,282,686	(194,257)	453,500	335,998		1,205,931
4089 Development Impact Fee - Public Works		377,073		63,000	-		440,073
4090 Development Impact Fee - Streets		(157,805)		400			(157,405)
4091 Pre-AB 1600 Funding / Projects		1,799					1,799
4092 General Government Impact Fee		865,870		55,000			920,870
4093 Transportation Impact Fee		3,187,707		212,000	-		3,399,707
4094 Admin. Services Impact Fee		11,464	(15,000)	12,330	-		8,794
4095 Median Island Impact Fee		(338,786)		68,000	-		(270,786)
4096 Arterial/Collector Str Impact		1,867,456		254,000	1,092,000		1,029,456
4097 Traffic Signal Impact Fee		1,206,956		41,000	464,900		783,056
State Highway Fac. Impact Fees		-					-
4098 Traffic Special Impact Fees		179,902		2,000	-		181,902
General Development Impact Fee Funds		12,573,603	(584,277)	1,991,030	2,646,278	-	11,334,078
4130 State Gasoline Tax Fund		28,596	(1,568,537)	2,845,948	180,000		1,126,007
4131 RSTP - Federal Exchange		92,212		680,000	1,784,000		(1,011,788)
4150 Local Sales Tax (Measures A)		1,233,836	-	-	1,120,000		113,836
4151 Measure T-RTP-Rehab/Reconst.		5,726,133	(863,933)	2,899,631	1,003,152		6,758,679
4152 Measure T-LTP-Street Maintenance		1,206,056					1,206,056
4153 Measure T-LTP-Suppl St Maintenance		437,990					437,990
4154 Measure T-LTP-ADA Compliance		63,103					63,103
4155 Measure T-Transit Enhancement		253,547					253,547
4156 Measure T-Transit Enh/ADA Sr.		59,257					59,257
4157 Measure T-Enviro Enh/Bike Ped.		170,961					170,961
4158 Measure T-LTP-Flexible		60,928					60,928
4159 Measure T-Tier 1-Regional Sts		64,964					64,964
Special Gas Tax		9,397,583	(2,432,470)	6,425,579	4,087,152	-	9,303,540

Fund Balance Summary (Continued)

Fund	Description	2017-2018 Estimated Ending Fund Balance	Net Fund Transfers	2018 - 2019 Budgeted		2018-2019 Encumbrances	2018-2019 Estimated Ending Fund Balance
				Revenue	Expenses		
4109 Parks Development Fund		(15,631)		134,000	134,000		(15,631)
4110 Intermodal Facility		(25,518)	(244)	87,579	84,351		(22,535)
4140 Parking District Fund		98,773	(8,014)	42,000	28,205		104,554
4160 Business Improvement District		1,509		29,308	26,979		3,838
4170 Federal Aid - Urban Grant Fund		178,097		2,570,290	2,570,290		178,097
4200 Local Transportation Fund		390,943	(512,000)	1,090,470	614,245		355,168
42100 State/Local Transportation Fund		-					-
4250 Economic Development Fund		461,600					461,600
4360 NSP3 Program		2,446		-	-		2,446
4376 Home Construction Loan		-					-
4380 Home-Project Grants		7,974,030					7,974,030
Home '97 DAP Program		-					-
Home '99 DAP Program		-					-
4390 Home Grant - DAP Program		10,868					10,868
4400 Housing Program		430,250		16,510	55,724		391,036
4490 Residential Rehabilitation		158,002					158,002
4501 Zone 1		2,351		6,050	5,713		2,688
4502 Zone 2		24,599		31,983	29,271		27,310
4503 Zone 3		1,921		7,707	10,334		(706)
4504 Zone 4		7,386		17,517	18,140		6,763
4505 Zone 5		-		-	-		-
4506 Zone 6A		12,447		17,602	18,812		11,237
4507 Zone 7		308		3,472	4,839		(1,059)
4508 Zone 8		1,042		4,702	5,900		(155)
4509 Zone 9		945		2,251	2,877		319
4510 Zone 10B		806		915	644		1,076
4511 Zone 11		-		-	-		-
4512 Zone 12		10,520		26,024	28,537		8,007
4513 Zone 13		1,592		5,866	6,032		1,426
4514 Zone 14		255		2,951	3,938		(733)
4515 Zone 15		536		3,595	2,581		1,551
4516 Zone 10D		833		595	906		522
4517 Zone 10E		560		846	951		455
4518 Zone 10F		848		1,811	988		1,672
4519 Zone 10G		(535)		1,256	1,610		(889)
4520 Zone 10H		(676)		1,447	5,126		(4,355)
4521 Zone 10I		2,899		886	651		3,135
4522 Zone 15C		(271)		609	552		(214)
4523 Zone 17C		2,284		3,040	4,696		629
4524 Zone 17D		843		1,725	2,336		232
4525 Zone 20B		371		-	1,605		(1,234)
4526 Zone 20C		(1,427)		1,311	881		(997)
4527 Zone 6B		1,026		8,240	9,219		47
4528 Zone 21B		16		2,968	3,734		(750)
4529 Zone 21C		(1,389)		9,869	8,905		(425)
4530 Zone 21D		(14,899)		12,690	5,045		(7,253)
4531 Zone 25D		913		2,440	2,445		908
4532 Zone 10C		(1,371)		1,234	1,471		(1,608)
4533 Zone 26B		87		1,696	3,685		(1,902)
4534 Zone 16		237		4,360	3,849		748
4535 Zone 17A		3,872		5,962	7,881		1,952
4536 Zone 20A		(105)		1,321	963		252
4537 Zone 18		2,310		4,134	4,091		2,353
4538 Zone 10A		(89)		321	2,937		(2,706)
4539 Zone 15B		213		280	517		(24)
4540 Zone 17B		2,720		2,700	4,226		1,194
4541 Zone 21A		88,008		-	7,167		80,841
4542 Zone 26		(1,782)		1,305	1,985		(2,462)
4543 Zone 27		348		1,451	1,711		88
4544 Zone 28		5,385		880	4,912		1,353

Fund Balance Summary (Continued)

Fund	Description	2017-2018 Estimated Ending Fund Balance	Net Fund Transfers	2018 - 2019 Budgeted		2018-2019 Encumbrances	2018-2019 Estimated Ending Fund Balance
				Revenue	Expenses		
4545 Zone 26C		485		950	1,128		307
4546 Zone 26D		(227)		680	2,061		(1,608)
4547 Zone 27B		1,501		1,267	2,924		(157)
4548 Zone 28B		606		1,218	1,457		367
4549 Zone 29B		6,682		1,437	3,840		4,279
4550 Zone 29C		799		1,615	2,167		247
4551 Zone 29D		2,370		2,351	3,157		1,563
4552 Zone 29E		2,174		2,039	2,859		1,354
4553 Zone 31B		(7,396)		31,304	25,354		(1,446)
4554 Zone 32B		2,633		3,812	4,617		1,828
4555 Zone 34B		(8,709)		9,068	3,836		(3,477)
4556 Zone 34C		(4,930)		8,342	3,836		(424)
4557 Zone 36B		(2,344)		1,084	1,038		(2,299)
4558 Zone 36A		3,603		6,723	8,479		1,847
4559 Zone 43B		43,571		-	-		43,571
4560 Zone 43C		1,549		22,701	21,589		2,660
4561 Zone 43D		4,863		7,610	7,951		4,521
4562 Zone 43E		956		-	952		4
4567 Zone 29		1,231		5,407	5,378		1,259
4568 Zone 30		(1,125)		2,230	1,726		(621)
4569 Zone 23		(1,381)		322	285		(1,344)
4570 Zone 24		2,865		12,783	13,094		2,553
4571 Zone 25C		971		1,606	2,366		212
4572 Zones 31A		26,923		11,761	14,714		23,970
4573 Zones 32A		3,998		4,295	5,690		2,603
4574 Zone 33		3,104		4,870	6,067		1,907
4575 Zone 34		57,194		-	8,343		48,851
4576 Zone 35		1,274		2,200	2,555		920
4577 Zone 36C		8,516		787	2,961		6,342
4578 Zones 43A		65,603		8,000	53,973		19,630
4579 Zone 37		1,198		2,405	2,785		818
4580 Zone 39		1,733		3,056	3,697		1,092
4581 Zone 40		2,702		3,179	4,666		1,214
4582 Zone 41		6,459		-	3,686		2,773
4583 Zone 44		(666)		2,958	3,484		(1,192)
4584 Zone 45A		6,964		6,906	7,572		6,298
4585 Zone 46		3,818		9,094	9,578		3,335
4586 Zone 51		774		7,259	6,793		1,240
4587 Zone 50		(3,220)		2,204	1,814		(2,831)
4591 Zone 52		(1,192)		-	-		(1,192)
47700 Supplemental Law Enforcement		96,148		100,000	236,000		(39,852)
47800 Edward Bryne Grant		3,423		34,000	34,000		3,423
47900 DUI and Enforcement Awareness Grant		25,878		-	-		25,878
4791 Tobacco Law Enforcement Grant				35,921	35,921		
48000 Community Facilities Districts		113,193	(464,725)	575,000	13,811		209,657
48010 Community Facilities Districts 2006-1		-					-
48020 Community Facilities Districts 2008-1		(19,739)					(19,739)
48030 Community Facilities Districts 2012-1		20,426					20,426
48040 Community Facilities Districts 2013-1		18,927					18,927
48500 CFD Debt Fund		4,510	164,725	1,600	164,725		6,110
49100 Senior Citizen Trans/Day Care/Ctr		-	-	-	-		-
49600 Senior Citizen Nutrition		-					-
80200 Park Facilities Debt Services		-	194,257	-	194,257		(0)
40200 Successor Agency		1,627,783					1,627,783
Total NonMajor Special Revenue Funds		11,947,783	(626,001)	5,116,210	4,683,646	-	11,754,346
Total Special Revenue Funds		33,918,969	(3,642,748)	13,532,819	11,417,076		32,391,964

Fund Balance Summary (Continued)

Fund	Description	2017-2018 Estimated Ending Fund Balance	Net Fund Transfers	2018 - 2019 Budgeted		2018-2019 Encumbrances	2018-2019 Estimated Ending Fund Balance
				Revenue	Expenses		
21228 Dial-A-Ride		214,358	(30,761)	1,061,014	1,030,253		214,358
21229 Fixed Route		2,676,660	(30,761)	1,564,605	1,533,844		2,676,660
	Local Transit Fund	2,891,018	(61,522)	2,625,619	2,564,097	-	2,891,019
20300 Water Fund - Working Capital		8,396,761	(101,635)	12,003,611	10,451,376		9,847,361
20301 Water Rate Stabilization Fund - Working Capital		-	-	-	-		-
20400 Sewer Fund - Working Capital		7,115,723	205,035	9,764,257	10,601,441		6,483,573
20401 Sewer Rate Stabilization Fund - Working Capital		190,000	-	-	-		190,000
20600 Golf Course Fund - Working Capital		(684,679)	298,804	125,000	423,804		(684,679)
20500 Airport Operations Fund		1,050,096	(3,407)	626,400	601,894		1,071,195
21500 Airport Development Fund		130,350					130,350
27500 REDIP Debt Fund		-					-
	Airport Fund	1,180,446	(3,407)	626,400	601,894	-	1,201,545
47300 Waste Recycling		58,190	176,431	34,416.00	203,323		65,714
47400 Hazardous Waste Disposal		2,500	-	-	-		2,500
47600 Solid Waste Disposal		2,902,952	(785,578)	5,749,827	5,600,496		2,266,704
	Solid Waste Fund	2,963,642	(609,147)	5,784,243	5,803,820	-	2,334,918
45000 Drainage Operations Fund - Working Capital		503,413	(53,244)	841,250	828,440		462,979
	Enterprise Funds - Working Capital	22,556,323	(325,115)	31,770,380	31,274,872	-	22,726,716
30700 Equipment Fund		677,573	49,277	2,003,617	2,084,126		646,341
40500 Facilities Maintenance Fund		66,314	675,467	1,005,498.50	1,678,507		68,772
40700 Computer Operations Fund		21,233	(9,899)	1,294,125	1,296,565		8,894
	Internal Service Funds	765,121	714,844	4,303,240	5,059,198	-	724,007
76000 Payroll Tax/Withholding Trust		-		-	-		-
76100 General Trust Fund		-		-	-		-
	Agency Funds	-	-	-	-	-	-
	Total Fund Balance	51,136,716	260,186	54,214,550	57,335,506		48,295,962
	Total Working Capital	23,321,444	(260,187)	28,518,361	28,108,881		23,450,723
	Grand Total Fund Balance and Working Capital	74,458,160	(0)	82,732,911	85,444,387		71,746,684

General Fund Budget Overview

As can be seen in the General Fund Summary of Revenues and Expenditures on the following pages, the overall projected FY 18/19 General Fund revenues of \$37.3 million are about \$345,000 or 0.9% lower than the revenues in the FY 17/18 Adopted Budget. This decrease in revenue is due in large part to a \$1 million decrease in the Public Works Street Maintenance budget. The proposed expenditures reflect a decrease of about \$744,000 or 1.8% from \$39.3 million in FY 17/18 to \$38.6 million in FY 18/19. That leaves the FY 18/19 projected deficit at \$1.3 million and within 0.2% of the deficit that was projected in the FY 17/18 Adopted Budget.

Fund 1020 makes up the largest portion of the General Fund, with \$32.0 million or 85% of the \$37.6 million total General Fund expenditures budget. Also included in the General Fund are the Community Development Block Grant (CDBG) Fund (1021) and the Insurance Reserve Fund (10900). The Code Enforcement Fund (formerly Fund 10800) was incorporated into Fund 1020 with the City's conversion to its new accounting software program, Tyler Munis. Expenditures and revenues for all of those funds, along with the total General Fund figures, are discussed and shown below and on the following six (6) pages.

Major Revenue Sources

Sales Tax

Sales Tax is one of the City of Madera's largest sources of revenue for the General Fund, projected to bring in \$8.2 million or 22.1% (excluding Measure K) of the total General Fund revenue in FY 18/19, which is 5.6% more than the original FY 17/18 Sales Tax revenue budget projection. The City of Madera utilizes Muni Services to monitor and project its sales tax revenue. Our projections for FY 18/19 are based on the "most likely" projections that Muni Services has made for 18/19 and include a 3% contribution to Madera County, per the recent tax-sharing agreement between the City and County of Madera. An additional \$50,000 of Sales Tax will be given to the County to support the Madera County Library. The sales tax rate in Madera County is 8.25%, of which 1.5% is the City's share, including 0.5% for Measure K and before the County takes their 3% plus \$50,000. During FY 16/17, the residents of the City of Madera approved Measure K, which is a 0.5% Sales Tax and is to be used for public safety enhancements and is recorded in a separate fund within the General Fund. The projected Measure K Sales Tax revenues for FY 18/19 amount to \$4.2 million, which is budgeted for use between the Police and Fire Departments. Combined, the City's projected Sales Tax and Measure K Sales Tax amount to \$12.4 million or 33.5% of the City's General Fund revenues during FY 18/19.

Property Tax

Projected at approximately \$9.2 million or 24.9% of total General Fund revenue for FY 18/19. That represents a less than 1% increase over the 17/18 Property Tax revenue budget and thought to be a slightly conservative projection. Included in projected Property Tax is \$5.5 million of Property Tax in Lieu of Vehicle License Fees (VLF in Lieu). VLF in Lieu represents about 60% of total Property Tax and 15% of total General Fund Revenue. Current Secured Property Tax, which is the second largest portion of total Property Tax, is projected to decrease by 2.8%

over the 17/18 Budget and increase 2.9% over the estimated Current Secured Property Tax receipts for FY 17/18. This estimated increase is based on information provided by Madera County and a trending of current and past receipts from the County.

Administrative Overhead Charges

The City of Madera allocates Administrative Overhead Charges for General Fund departments that serve the other City funds. For the FY 16/17 Budget, the City purchased and utilized the services of Cost Tree, a web-based cost allocation plan software program with consultant services included. This program uses a double step-down method that has captured more recoverable costs for the City of Madera. The total Administrative Overhead Charges for FY 18/19 amount to \$1.6 million, which is down slightly from \$1.7 million in FY 17/18. The eight General Fund departments that receive Administrative Overhead Charges are: City Council, City Clerk, City Administrator, City Attorney, Finance, Human Resources, Central Administration, and Purchasing. This \$1.6 million of charges represents 4.2% of the City's total General Fund revenue for FY 18/19, which is down from 5.2% in FY 17/18.

Transient Occupancy Tax (TOT)

The City of Madera currently collects Transient Occupancy Tax (TOT) from eight hotel/motels plus four inns with a total of 327 rooms. The City imposes a Transient Occupancy Tax of 9% on room rates for stays of 30 days or less. The tax was last raised in 1986, from 7% to 9%. The projected TOT revenue for FY 18/19 is \$800,000, which represents 2.1% of total General Fund revenue.

Transfer-In from Gas Tax

The Public Works Department of the City of Madera transfers in funds from Gas Tax to cover costs related to street maintenance. The projected transfer in for FY 18/19 is \$675,722, which represents 1.8% of total General Fund revenues and is down from the 17/18 budget of \$1.0 million.

Transfer-In from Measure T

Public Works also transfers in funds from Measure T to cover certain costs related to street maintenance. The projected Transfer-In from Measure T for FY 18/19 is \$863,933, which represents 2.3% of total General Fund revenues and is considerably less than the 17/18 budget of \$1.5 million.

Interfund Charges - Project Management

The Engineering Department of the City of Madera charges other departments for personnel costs related to the management of certain capital projects. The projected Interfund Charges – Project Management for FY 18/19 is \$920,000, which represents 2.4% of total General Fund revenue.

CDBG Entitlement

The City of Madera is a participant in the Community Development Block Grant (CDBG) program and receives an annual CDBG Entitlement for approved expenditures within that program. The projected CDBG Entitlement for FY 18/19 is about \$890,000, which represents 2.3% of the City's General Fund revenue.

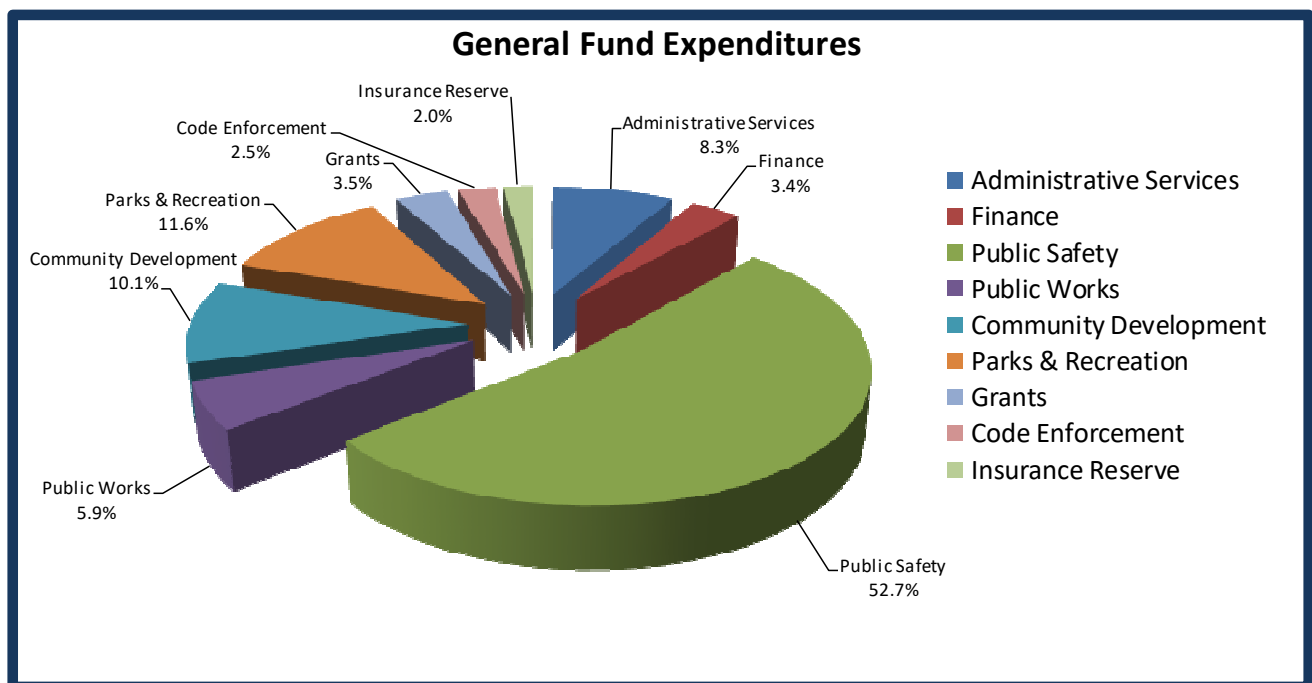
Transfer-In – Insurance Reserve Fund

The City of Madera is a member of the Central San Joaquin Valley Risk Management Authority, which is a self-insurance pool made up of 54 cities throughout Central California. In order to cover higher than anticipated losses related to Liability and Workers Compensation claims from past years, \$540,000 is being transferred into the Insurance Reserve Fund in FY 18/19. The Insurance Reserve Fund is a component of the City's General Fund, and much of the transfer-in will come from other components of the General Fund. However, this transfer-in is considered General Fund revenue and makes up 1.45% of total General Fund revenue in FY 18/19.

In total, the major sources of revenue mentioned above, including Measure K Sales Tax, make up about 74.8% or \$27.9 million of the City's General Fund revenue for FY 17/18.

General Fund Expenses

General Fund Expenses											
	S&B			M&O		SUBTOTAL		CAP OUTLAY		TOTAL	
Administrative Services	1,705,393	53%	1,484,842	47%	3,190,234	100%	1,500	0%	3,191,734	8.3%	
Finance	727,828	55%	257,453	19%	985,281	74%	340,299	26%	1,325,580	3.4%	
Public Safety	12,051,360	59%	6,025,890	30%	18,077,250	89%	2,251,133	11%	20,328,383	52.7%	
Public Works	1,049,628	46%	1,053,872	47%	2,103,500	93%	159,697	7%	2,263,197	5.9%	
Community Development	2,947,870	76%	952,322	24%	3,900,192	100%	0	0%	3,900,192	10.1%	
Parks & Recreation	2,977,002	67%	1,478,413	33%	4,455,415	100%	20,000	0%	4,475,415	11.6%	
Grants	436,555	32%	347,021	25%	783,576	57%	584,966	43%	1,368,543	3.5%	
Code Enforcement	782,323	80%	189,650	20%	971,973	100%	0	0%	971,973	2.5%	
Insurance Reserve	0	0%	755,000	100%	755,000	100%	0	0%	755,000	2.0%	
Total GF Expenses	22,677,960	59%	12,544,462	33%	35,222,422	91%	3,357,595	9%	38,580,017	100.0%	



The chart above shows the breakdown of costs by type of service, with the City Council, City Administrator, City Clerk and City Attorney departments grouped together under Administrative Services and with Police and Fire grouped together under Public Safety.

Summary of General Fund Expenditures

Description	FY 2018 Budget	FY 2018 Revenue	FY 2019 Proposed	Salaries and Benefits	Maintenance and Operations	Total Operations	Debt & Capital Outlay	Total	Total	Total	Budget to Budget
	Revenue	Estimate	Revenue	18/19 Budget	18/19 Budget	18/19 Budget	18/19 Budget	17/18 Budget	17/18 Est.	18/19 Budget	Chng
GENERAL FUND: 1020											
City Council				150,201	33,399	183,600	0	153,271	140,810	183,600	20%
City Adm				359,875	32,161	392,036	1,500	431,728	531,338	393,536	-9%
City Clerk				290,981	66,559	357,540	0	329,323	318,069	357,540	9%
Finance				563,413	222,786	786,199	340,299	1,321,855	1,119,258	1,126,498	-15%
Attorney				425,726	41,909	467,635	0	475,622	454,237	467,635	-2%
HR				478,610	62,440	541,049	0	557,927	563,218	541,049	-3%
Central Adm				0	1,248,374	1,248,374	0	1,184,038	1,176,438	1,248,374	5%
Purchasing				164,416	34,667	199,083	0	184,995	190,642	199,083	8%
Police Svs-CCP				150,755	0	150,755	0	145,233	145,230	150,755	4%
School Policing				249,604	0	249,604	0	256,952	244,264	249,604	-3%
Police Svs-Cal Grip Grant				0	0	0	0	0	0	0	
Hsg Auth Policing				128,101	0	128,101	0	128,675	128,675	128,101	0%
Police Adm				9,607,616	1,503,555	11,111,172	0	11,072,282	10,642,283	11,111,172	0%
Police Cops Program				188,041	0	188,041	0	93,941	104,682	188,041	100%
Fire				0	3,720,804	3,720,804	151,133	3,376,572	3,556,299	3,871,937	15%
PW Streets				909,062	980,897	1,889,958	159,697	3,072,216	2,654,113	2,049,655	-33%
Street Cleaning				0	0	0	0	0	0	0	
Comm Promotion				0	229,330	229,330	0	228,830	228,951	229,330	0%
Nuisance Abatement				134,057	166,959	301,016	0	243,911	281,159	301,016	23%
Planning				605,313	74,850	680,163	0	533,230	538,655	680,163	28%
Building				612,980	337,181	950,161	0	852,285	860,772	950,161	11%
Engineering				1,729,577	310,960	2,040,538	0	1,617,532	1,617,420	2,040,538	26%
Graffiti Abatement				140,567	72,975	213,542	0	290,259	256,017	213,542	-26%
PCS - LMD's				280,504	25,042	305,546	0	278,724	264,662	305,546	10%
PCS - Parks & Rec				1,008,209	598,703	1,606,912	20,000	1,685,083	1,689,036	1,626,912	-3%
PCS - Recreation				504,486	88,746	593,232	0	572,449	576,157	593,232	4%
PCS - P&R Adm				465,247	68,809	534,056	0	679,035	624,748	534,056	-21%
PCS - Special Events				111,545	47,500	159,045	0	181,855	146,433	159,045	-13%
PCS - Sports Program				135,368	17,350	152,718	0	151,159	123,883	152,718	1%
PCS - Swimming Pool				103,515	58,364	161,879	0	153,529	157,293	161,879	5%
PCS - Centers				178,698	422,671	601,370	0	598,568	554,686	601,370	0%
PCS - Median Landscape				0	119,100	119,100	0	119,100	119,100	119,100	0%
PCS - Youth Center				0	0	0	0	0	0	0	
PCS - Senior Operations				189,430	32,127	221,557	0	265,967	208,527	221,557	-17%
PCS - Senior Therapeutic				0	0	0	0	162,428	103,359	0	-100%
SUBTOTAL FUND 1020	(30,943,185)	(31,070,262)	(30,606,004)	19,927,031	10,618,220	30,545,251	672,629	31,460,375	30,382,218	31,217,880	-1%
							(Surplus)/Deficit	\$ 517,190	\$ (688,044)	\$ 611,876	
CODE ENFORCEMENT FUND: 1020											
Code Enforcement	(635,080)	(379,448)	(394,031)	766,741	184,399	951,140	0	1,342,916	1,091,782	951,140	-29%
LEA Tire Grant	0	(18,338)	0	0	0	0	0	0	7,161	0	
Tire Clean-up	0	0	0	0	0	0	0	0	0	0	
Tire Amnesty Grant	(60,230)	(39,649)	(21,069)	15,582	5,251	20,833	0	60,267	38,381	20,833	-65%
TOTAL CODE ENFORCEME	(695,310)	(437,435)	(415,100)	782,323	189,650	971,973	0	1,403,183	1,137,324	971,973	-31%
							(Surplus)/Deficit	\$ 707,873	\$ 699,889	\$ 556,873	
TOTAL FUND 1020	(31,638,495)	(31,507,697)	(31,021,104)	20,709,354	10,807,870	31,517,224	672,629	32,863,558	31,519,542	32,189,853	-2%
							(Surplus)/Deficit	\$ 1,225,063	\$ 11,845	\$ 1,168,749	

Summary of General Fund Expenditures (continued)

Description	FY 2018 Budget Revenue	FY 2018 Revenue Estimate	FY 2019 Proposed Revenue	Salaries and Benefits 18/19 Budget	Maintenance and Operations 18/19 Budget	Total Operations 18/19 Budget	Debt & Capital Outlay 18/19 Budget	Total 17/18 Budget	Total 17/18 Est.	Total 18/19 Budget	Budget to Budget Chng
GRANTS FUND: 1021											
Grants	(415,633)	(402,191)	(478,353)	436,555	41,798	478,353	0	501,168	402,190	478,353	-5%
CDBG-Public Impr	(1,088,749)	(294,487)	(584,966)	0	0	0	584,966	1,088,749	294,487	584,966	-46%
CDBG-Public Services	(118,503)	(119,393)	(130,810)	0	130,810	130,810	0	118,503	119,393	130,810	10%
CDBG-Adm Costs	(150,273)	(145,050)	(174,413)	0	174,413	174,413	0	150,273	145,050	174,413	16%
TOTAL FUND 10221	(1,773,158)	(961,121)	(1,368,542)	436,555	347,021	783,576	584,966	1,858,693	961,121	1,368,543	-26%
							(Surplus)/Deficit	85,535	(0)	0	
INSURANCE RESERVE FUND: 1090											
Insurance Reserve	(555,000)	(562,734)	(610,000)	0	755,000	755,000	0	555,000	531,440	755,000	36%
TOTAL FUND 10900	(555,000)	(562,734)	(610,000)	0	755,000	755,000	0	555,000	531,440	755,000	36%
							(Surplus)/Deficit	0	(31,294)	145,000	
TOTAL OTHER FUNDS	(2,328,158)	(1,523,855)	(1,978,542)	436,555	1,102,021	2,510,550	584,966	2,413,693	1,492,561	2,123,543	-12%
							(Surplus)/Deficit	85,535	(31,294)	145,000	
MEASURE K FUND: 1025											
Measure K Police				1,532,050	634,571	2,166,621	0	2,090,997	1,435,793	2,166,621	4%
Measure K Fire				0	0	0	2,100,000	1,956,010	1,206,010	2,100,000	7%
TOTAL FUND 1025	(3,645,000)	(4,400,000)	(4,266,621)	1,532,050	634,571	2,166,621	2,100,000	4,047,007	2,641,803	4,266,621	5%
							(Surplus)/Deficit	402,007	(1,758,197)	0	
GRAND TOTAL	(37,611,653)	(37,431,552)	(37,266,267)	22,677,960	12,544,462	36,194,395	3,357,595	39,324,258	35,653,906	38,580,017	-2%
			17.4%				(Surplus)/Deficit	\$ 1,712,605	\$(1,777,646)	\$ 1,313,750	
							Less Measure K (Surplus)/Deficit	\$ (402,007)	\$ 1,758,197	\$ (0)	
							General Fund (Surplus)/Deficit, Excluding Measure K	\$ 1,310,598	\$ (19,449)	\$ 1,313,750	

The summary above estimates a \$19,449 surplus for FY 17/18 after backing out nearly \$1.8 million of Measure K surplus revenues. Measure K revenues are being set aside for the construction of a New Fire Station. Once that station is completed, Measure K revenues will service the debt on the New Fire Station and fund the staffing of that station with the half of Measure K that goes to Fire. The other half is utilized for expanded Police services. Because the Madera City Council has passed a resolution committing an amount equal to the Measure K Sales Tax revenue to be used for these expanded Public Safety services, these funds are tracked separately and are not considered to balance the other General Fund activities. Measure K revenues were collected in FY 16/17 and not expended. The City Council approved for \$402,007 of the FY 16/17 revenues to be used in FY 17/18. However, because Measure K revenues for FY 17/18 are exceeding projections by nearly \$800,000 and because money is being set aside for the New Fire Station, Measure K Fund 1025 did not have to draw down those funds and actually has an estimated surplus of \$1,758,197 for FY 17/18.

The City of Madera is projecting a \$1,313,750 deficit for FY 18/19, which is only \$3,152 or 0.24% more than the deficit that was projected for FY 17/18 and is currently estimated to result in a \$19,449 surplus after backing out the Measure K estimated surplus. As explained in the City Administrator's Introductory Letter, the City of Madera has tended to budget a deficit and turn the deficit into a surplus by the end of each fiscal year. We expect to continue that trend in FY 18/19 and erase the projected \$1,313,750 deficit by maintaining costs and increasing revenues beyond what is included in the City of Madera 2018/2019 General Fund Budget.

General Fund Five-Year Forecast

General Fund Five-Year Forecast

Description	FY 2019 Proposed	FY 2020 Forecast	FY 2021 Forecast	FY 2022 Forecast	FY 2023 Forecast	FY 2024 Forecast
Sales Tax	12,400,000	12,648,000	12,900,960	13,158,979	13,422,159	13,690,602
Property Tax	9,222,000	9,498,660	9,783,620	10,077,128	10,379,442	10,690,826
Administrative Overhead Charges	1,193,863	1,231,448	1,256,077	1,281,199	1,306,823	1,332,959
Transient Occupancy Tax	800,000	816,000	832,320	848,966	865,946	883,265
Transfers In	3,933,241	3,841,666	3,913,499	3,986,769	4,061,505	4,137,735
Interfund Charges	956,500	975,630	995,143	1,015,045	1,035,346	1,056,053
Other General Fund Revenues	8,760,663	8,362,349	8,522,673	8,686,203	8,853,004	9,023,141
Total General Fund Revenues	37,266,267	37,373,753	38,204,291	39,054,290	39,924,224	40,814,580
Less Total General Fund Expenditures	(38,580,017)	(39,693,339)	(41,122,673)	(42,511,827)	(44,148,847)	(45,324,758)
Excess/(Deficit) General Fund Revenues	(1,313,750)	(2,319,587)	(2,918,381)	(3,457,536)	(4,224,623)	(4,510,178)
Percentage of Budget	3.41%	5.84%	7.10%	8.13%	9.57%	9.95%

The Five-Year Forecast, above, is based on our best estimates for FY 18/19 through FY 23/24. The forecast figures utilize Sales Tax estimates for FY 18/19 that were provided by an outside financial consulting firm and a 2% projected rate of increase for the subsequent 5 years. Property Tax is projected to increase by 5.6% in FY 18/19 compared to the FY 17/18 budget, based on information provided by the County of Madera. A 3% rate of increase is projected for Property Tax in FY 19/20 through FY 23/24, which we consider to be a reasonable estimate based on the last four years' growth in assessed property values. We assume a 2% annual increase in overall General Fund expenditures for FY 19/20 through FY 23/24 plus estimated increases in CalPERS contribution costs as projected below, based on information that was provided by CalPERS:

Projected CalPERS Contributions - General Fund

	FY 18/19	FY 19/20	FY 20/21	FY 21/22	FY 22/23	FY 23/24
Projected Contribution	4,163,451	4,505,174	5,147,474	5,733,855	6,552,047	6,892,753
Year-to-Year \$ Change	274,796	341,723	642,300	586,381	818,192	340,706
Cumulative \$ Change	274,796	616,519	1,258,819	1,845,200	2,663,392	3,004,098
Year-to-Year % Change	7.1%	8.2%	14.3%	11.4%	14.3%	5.2%
Cumulative % Change	7.1%	15.9%	32.4%	47.5%	68.5%	77.3%

Enterprise Funds Budget Overview

The Enterprise Budgets are primarily funded by User Fees. Enterprise Funds are expected to be run as separate businesses that are funded by the rates that are charged for their services. Unlike the General Fund which has little control over the tax revenues that fund it, Enterprise Funds can increase their User Fees to meet our operational needs. This can be done without a vote of the public, but is subject to the Proposition 218 process, which gives the public the opportunity to contest such fee increases.

Major Enterprise Funds - The City's Major Enterprise Funds are: Water, Sewer, Solid Waste and Storm Drainage. As can be seen in the Enterprise Funds Summaries on the following pages, these four Enterprise Funds combined are projecting total expenses of \$28.7 million or approximately 89% of total Enterprise Fund expenditures in FY 18/19. With projected revenues of \$28.8 million, the Major Enterprise Funds are projecting an approximate \$150,000 surplus in FY 18/19.

The Water and Sewer Budget requests for Fiscal Year 2018/2019 reflect an effort to better manage and maintain existing assets, to insure a sustainable water and sewer infrastructure as called for by the Vision Madera 2025 Plan. Public Works has looked at all staff allocations and corrected them to more properly align with where current staff are spending their time. Public Works has also pulled out Engineering direct staff allocations. Engineering costs will now be charged to the Sewer and Water Funds based on time spent on specific capital projects.

The Sewer Fund is operated from User Fee revenue and pays for the maintenance and operation of the sewage collection system and Waste Water Treatment Plant. There are no new positions being requested this year in the Sewer Fund. Increased salary and benefit costs are due to the Wastewater Treatment Plant being near full staffing level. The City will be completing an infrastructure asset inventory that was begun mid FY 15/16. The results will assist us in identifying and prioritizing future capital projects that will replace worn elements and improve efficiencies. There are \$1.4 million of new capital projects scheduled for FY 18/19. Total Sewer operational costs are projected to increase by 12%. With Capital Outlay included, there is a projected decrease of 22%. With these projections, the Sewer Fund will easily cover the required 1.20 debt service ratio.

The Water Fund is operated from User Fee revenue and pays for the operations and maintenance of the municipal water system including 18 wells, a one million gallon above ground storage tank, miles of distribution mains and approximately 13,000 water meters and services. During the current year, staff is continuing its efforts on the previously mentioned Infrastructure inventory and asset analysis to further refine our capital program. No new positions are being requested in the Water Fund for FY 2018/2019. The Water Fund has a projected surplus of \$1.5 million (roughly 14% of budgeted expenses) for Fiscal Year 18/19, with \$2.8 million dollars requested for capital projects.

The Solid Waste Fund is operated from User Fee revenue and pays for solid waste collection and street sweeping. When the solid waste rates were set four years ago, there was a high fund balance that was more than the goal of 20-30% of the annual operating expenses. Along with user rates being reduced by 15% and projected to stay flat for five years, annual deficits were programmed for the subsequent 5 years. The deficit

for FY 17/18 is projected to be \$629,000. As we approach the end of the 5-year rate freeze, staff will reassess the fund balance and the potential need for rate increases. An enhancement of an existing Seasonal Part-time Maintenance Worker I position to full time is being requested to address an increasing demand for refuse cart repairs, due to the original carts being 30 years old.

The Drainage Fund is projecting a 5% deficit for FY 18/19. In Fiscal Year 2016/2017, staff repurposed certain drainage basins to be used for groundwater restoration. Shifting the related expenses to the Water Fund helped the Drainage Fund to project a 15.1% surplus for Fiscal Year 2017/2018.

The Non-Major Enterprise Funds project a combined surplus of about \$21,000, which is the result of fewer expenditures in the Airport Fund. The Golf Course Fund projection is balanced, after a transfer in from the General Fund of about \$299,000 to help with the debt service on the bonds. The Dial-A-Ride (DAR) and Madera Area Express (MAX) funds are balanced.

In total, the Enterprise Funds project approximately \$170,400 or 0.5% surplus for Fiscal Year 2018/2019.

Enterprise Funds Summary

	18/19	S&B	M&O	Subtotal	Cap. Outlay	17/18	18/19
	Budget	18/19	18/19	18/19	18/19	Expense	Budget
Description	Revenue	Budget	Budget	Operations	Budget	Estimate	Expense
FUND: 20400 - Sewer							
Sewer Utility - Fin. Dept.	0	0	0	0	0	0	0
Finance Utililty Billing - Sewer	0	284,665	121,553	406,217	250	342,270	406,467
Sewer Utility - Mtnc./Ops.	0	818,821	719,109	1,537,931	0	1,378,169	1,537,931
Sewer Utility - W.W.T.P.	0	1,597,299	2,392,488	3,989,787	25,000	3,808,997	4,014,787
Sewer Utility- Cap. Outlay	0	0	761,660	761,660	1,335,000	834,000	2,096,660
W.W.T.P. Bond Administration	(251,000)	0	2,590,561	2,590,561	0	2,587,884	2,590,561
Undesignated	(9,763,257)	0	0	0	0	0	0
TOTAL FUND 20400	(10,014,257)	2,700,784	6,585,372	9,286,156	1,360,250	8,951,321	10,646,406
						(244,270)	632,149
FUND: 47300 - 47600- Solid Waste							
Beverage Container Recycling	(16,500)	0	16,500	16,500	0	886	16,500
Used Oil Recycling	(17,916)	0	17,916	17,916	0	13,509	17,916
Solid Waste Recycling	(67,311)	0	60,071	60,071	0	63,873	60,071
Hazardous Waste Disposal Activity	0	0	0	0	0	176	0
Finance Utililty Billing - Solid Waste	0	284,665	121,553	406,217	250	342,270	406,467
Municipal Disposal Activities	(5,340,910)	227,820	5,007,734	5,235,554	150,000	5,269,912	5,385,554
Tire Clean up	(109,120)	81,298	27,538	108,836	0	92,710	108,836
Street Cleaning	(408,917)	306,459	287,594	594,053	0	602,269	594,053
TOTAL FUND 47300	(5,960,674)	900,242	5,538,906	6,439,148	150,250	6,385,605	6,589,398
						412,187	628,724
FUND: 20300 - Water							
Water Utility - Billing/Collections	0	0	0	0	0	0	0
Finance Utililty Billing - Water	0	569,329	246,909	816,239	500	685,322	816,739
Water Utility - Maint./Ops.	0	1,167,177	3,140,529	4,307,706	0	4,309,234	4,307,706
Water Utility - Capital Outlay	0	0	0	0	2,824,500	3,172,000	2,824,500
Water Utility - Quality Control	0	517,792	698,385	1,216,177	0	1,441,318	1,216,177
Water Utility - Water Conservation	(1,289,319)	210,002	246,409	456,411	0	0	456,411
Water Debt Services - Rev. Bonds	0	0	931,478	931,478	0	951,053	931,478
Undesignated	(10,714,292)	0	0	0	0	0	0
TOTAL FUND 20300	(12,003,611)	2,464,301	5,263,710	7,728,011	2,825,000	10,558,927	10,553,011
						(929,367)	(1,450,600)
						0	0
FUND: 45000 - Drainage							
Drainage System Capital Outlay	0	0	0	0	0	0	0
Drainage System - Operations	0	0	95,653	95,653	0	98,693	95,653
Drainage System - Flood Control	0	520,504	265,527	786,031	0	638,127	786,031
Undesignated	(841,250)	0	0	0	0	0	0
TOTAL FUND 40500	(841,250)	520,504	361,180	881,684	0	736,820	881,684
						(111,447)	40,434
TOTAL MAJOR ENTERPRISE FUNDS	(28,819,792)	6,585,832	17,749,167	24,334,999	4,335,500	26,632,674	28,670,499
						(872,896)	(149,293)

Enterprise Funds Summary (continued)

	18/19	S&B	M&O	Subtotal	Cap. Outlay	17/18	18/19
	Budget	18/19	18/19	18/19	18/19	Expense	Budget
Description	Revenue	Budget	Budget	Operations	Budget	Estimate	Expense
FUND: 20500 - Airport							
Municipal Airport Operations	(626,400)	208,789	396,511	605,300	0	601,664	605,300
Airport - Capital Projects	0	0	0	0	0	594,118	0
TOTAL FUND 20500	(626,400)	208,789	396,511	605,300	0	1,195,782	605,300
						(108,608)	(21,100)
FUND: 20600 - Golf Course							
PCS - Golf Operations	(423,804)	0	423,804	423,804	0	399,789	423,804
TOTAL FUND 20600	(423,804)	0	423,804	423,804	0	399,789	423,804
						32,706	0
FUND: 2128 - Dial-A-Ride							
Transportation - Dial-a-Ride	(953,014)	132,090	819,924	952,014	1,000	920,918	953,014
Dial-a-Ride - Capital Outlay	(108,000)	0	0	0	108,000	0	108,000
ARRA-Transit Buses	0	0	0	0	0	0	0
TOTAL FUND 2128	(1,061,014)	132,090	819,924	952,014	109,000	920,918	1,061,014
						(126,024)	0
FUND: 2129 - Fixed Route							
Transportation - Fixed Route	(1,564,605)	132,088	931,517	1,063,605	1,000	1,033,319	1,064,605
MAX - Capital Outlay	0	0	0	0	500,000	0	500,000
TOTAL FUND 2129	(1,564,605)	132,088	931,517	1,063,605	501,000	1,033,319	1,564,605
						(450,954)	(0)
TOTAL NON-MAJOR ENTERPRISE FUNDS	(3,675,823)	472,966	2,571,757	3,044,723	610,000	3,549,808	3,654,723
						(652,880)	(21,100)
TOTAL ENTERPRISE FUNDS	(32,495,615)	7,058,798	20,320,924	27,379,722	4,945,500	30,182,482	32,325,222
						(1,525,776)	(170,393)

Enterprise Funds Revenue Summary

	14/15	15/16	16/17	17/18	17/18	18/19
Description	Actual Revenue	Actual Revenue	Actual Revenue	Budget Revenue	Revenue Estimate	Budget Revenue
FUND: 20400 - Sewer						
Sewer Utility - Fin. Dept.			(47,392)	0	0	0
Finance Utility Billing - Sewer			0	0	0	0
Sewer Utility - Mtnc./Ops.	(30,092)	(61,200)	(47,392)	0	0	0
Sewer Utility - W.W.T.P.	0	0	0	0	0	0
Sewer Utility- Cap. Outlay	0	0	0	0	0	0
W.W.T.P. Bond Administration	(550,002)	(225,449)	(224,680)	(226,000)	(226,000)	(251,000)
Undesignated	(7,096,662)	(7,474,276)	(8,253,582)	(8,832,522)	(8,969,591)	(9,763,257)
TOTAL FUND 20400	(7,676,756)	(7,760,925)	(8,573,045)	(9,058,522)	(9,195,591)	(10,014,257)
FUND: 20401 - Sewer Rate Stabilization						
Undesignated	(700,000)	0	0	0	0	0
TOTAL FUND 20401	(700,000)	-	-	0	0	0
FUND: 47300 - 47600- Solid Waste						
Beverage Container Recycling	(59,992)	(37,562)	(1,095)	(16,500)	(16,586)	(16,500)
Used Oil Recycling	(15,665)	(13,203)	(14,851)	(17,928)	(17,928)	(17,916)
Solid Waste Recycling	(46,194)	(54,919)	(64,720)	(72,471)	(72,471)	(67,311)
Hazardous Waste Disposal Activity	(2,581)	(2,582)	(2,676)	(2,676)	(2,676)	0
Finance Utility Billing - Solid Waste				0	0	0
Municipal Disposal Activities	(5,273,736)	(5,270,184)	(5,334,787)	(5,254,805)	(5,335,261)	(5,340,910)
Tire Clean up	(81,394)	(120,183)	(149,499)	(122,183)	(122,183)	(109,120)
Street Cleaning	(395,832)	(397,107)	(426,399)	(404,024)	(406,313)	(408,917)
TOTAL FUND 47300	(5,875,394)	(5,895,740)	(5,994,027)	(5,890,587)	(5,973,418)	(5,960,674)
FUND: 20300 - Water						
Water Utility - Billing/Collections	0	0	0	0	0	0
Finance Utility Billing - Water	0	0	0	0	0	0
Water Utility - Maint./Ops.	0	0	0	0	0	0
Water Utility - Capital Outlay	0	0	0	0	0	0
Water Utility - Quality Control	0	0	0	0	0	0
Water Utility - Water Conservation				0	0	(1,289,319)
Water Debt Services - Rev. Bonds	(8,521)	(11,367)	(5,028)	(8,000)	0	0
Undesignated	(5,712,410)	(7,417,952)	(9,211,758)	(10,874,508)	(11,488,294)	(10,714,292)
TOTAL FUND 20300	(5,720,931)	(7,429,319)	(9,216,786)	(10,882,508)	(11,488,294)	(12,003,611)
FUND: 45000 - Drainage						
Drainage System Capital Outlay	(31,632)	(288,172)	(31,080)	0	0	0
Drainage System - Operations	0	0	0	0	0	0
Drainage System - Flood Control	0	0	0	0	0	0
Undesignated	(658,859)	(670,876)	(848,860)	(843,250)	(848,267)	(841,250)
TOTAL FUND 40500	(690,491)	(959,048)	(879,940)	(843,250)	(848,267)	(841,250)
TOTAL MAJOR ENTERPRISE FUNDS	(20,663,571)	(22,045,032)	(24,663,798)	(26,674,867)	(27,505,570)	(28,819,792)

Enterprise Funds Revenue Summary (Continued)

	14/15	15/16	16/17	17/18	17/18	18/19
Description	Actual Revenue	Actual Revenue	Actual Revenue	Budget Revenue	Revenue Estimate	Budget Revenue
FUND: 20500 - Airport						
Municipal Airport Operations	(651,463)	(621,284)	(646,757)	(628,620)	(647,545)	(626,400)
Airport - Capital Projects	(96,164)	(13,499)	(1,281,138)	(496,125)	(656,845)	0
TOTAL FUND 20500	(747,627)	(634,783)	(1,927,895)	(1,124,745)	(1,304,390)	(626,400)
FUND: 20600 - Golf Course						
PCS - Golf Operations	(304,645)	(288,124)	(285,380)	(357,083)	(367,083)	(423,804)
TOTAL FUND 20600	(304,645)	(288,124)	(285,380)	(357,083)	(367,083)	(423,804)
FUND: 2128 - Dial-A-Ride						
Transportation - Dial-a-Ride	(871,227)	(872,231)	(929,546)	(825,133)	(1,046,942)	(953,014)
Dial-a-Ride - Capital Outlay	0	0	0	0	0	(108,000)
ARRA-Transit Buses	0	0	0	0	0	0
TOTAL FUND 2128	(871,227)	(872,231)	(929,546)	(825,133)	(1,046,942)	(1,061,014)
FUND: 2129 - Fixed Route						
Transportation - Fixed Route	(851,359)	(868,811)	(956,413)	(1,132,847)	(1,484,273)	(1,564,605)
MAX - Capital Outlay	0	(418,349)	(3,078)	(1,763,000)	0	0
TOTAL FUND 2129	(851,359)	(1,287,160)	(959,491)	(2,895,847)	(1,484,273)	(1,564,605)
TOTAL NON-MAJOR ENTERPRISE FUNDS	(2,774,858)	(3,082,297)	(4,102,312)	(5,202,808)	(4,202,688)	(3,675,823)
TOTAL ENTERPRISE FUNDS	(23,438,429)	(25,127,329)	(28,766,111)	(31,877,675)	(31,708,258)	(32,495,615)

Enterprise Funds Expenditures Summary

	14/15	15/16	16/17	17/18	17/18	18/19
Description	Actual Expense	Actual Expense	Actual Expense	Budget Expense	Expense Estimate	Budget Expense
FUND: 20400 - Sewer						
Sewer Utility - Fin. Dept.	997,193	335,198	0	0	0	0
Finance Utility Billing - Sewer	0	0	311,912	380,254	342,270	406,467
Sewer Utility - Mtn./Ops.	1,233,895	1,251,168	1,422,800	1,639,476	1,378,169	1,537,931
Sewer Utility - W.W.T.P.	2,564,714	2,476,331	3,209,356	3,698,153	3,808,997	4,014,787
Sewer Utility- Cap. Outlay	2,277,900	2,784,247	3,692,610	5,392,500	834,000	2,096,660
W.W.T.P. Bond Administration	1,588,909	602,327	1,283,479	2,558,882	2,587,884	2,590,561
Undesignated	0	0	0	0	0	0
TOTAL FUND 20400	8,662,611	7,449,272	9,920,156	13,669,265	8,951,321	10,646,406
	985,855	(311,653)	1,347,111	4,610,743	(244,270)	632,149
FUND: 20401 - Sewer Rate Stabilization						
Undesignated	510,000	0	0	0	0	0
TOTAL FUND 20401	510,000	-	-	0	0	0
	(190,000)	0	0	0	0	0
FUND: 47300 - 47600- Solid Waste						
Beverage Container Recycling	(56,466)	37,562	1,095	16,500	886	16,500
Used Oil Recycling	15,664	13,203	14,851	17,928	13,509	17,916
Solid Waste Recycling	59,213	63,824	64,549	72,471	63,873	60,071
Hazardous Waste Disposal Activity	82	198	175	2,676	176	0
Finance Utility Billing - Solid Waste	0	0	311,795	380,254	342,270	406,467
Municipal Disposal Activities	4,713,493	5,219,194	5,061,394	5,309,235	5,269,912	5,385,554
Tire Clean up	77,218	88,375	82,824	126,839	92,710	108,836
Street Cleaning	458,786	617,069	631,861	648,953	602,269	594,053
TOTAL FUND 47300	5,267,991	6,039,425	6,168,544	6,574,857	6,385,605	6,589,398
	(607,403)	143,685	174,517	684,270	412,187	628,724
FUND: 20300 - Water						
Water Utility - Billing/Collections	646,160	726,166	0	0	0	0
Finance Utility Billing - Water	0	0	646,968	760,509	685,322	816,739
Water Utility - Maint./Ops.	3,288,139	3,134,515	4,092,054	4,528,736	4,309,234	4,307,706
Water Utility - Capital Outlay	1,219,397	1,198,927	2,706,598	2,603,000	3,172,000	2,824,500
Water Utility - Quality Control	542,200	714,946	1,320,778	1,748,707	1,441,318	1,216,177
Water Utility - Water Conservation				0	0	456,411
Water Debt Services - Rev. Bonds	601,136	135,247	555,593	944,963	951,053	931,478
Undesignated	0	0	0	0	0	0
TOTAL FUND 20300	6,297,032	5,909,800	9,321,990	10,585,915	10,558,927	10,553,011
	576,101	(1,519,519)	105,204	(296,593)	(929,367)	(1,450,600)
FUND: 45000 - Drainage						
Drainage System Capital Outlay	0	0	0	0	0	0
Drainage System - Operations	67,914	115,815	138,804	102,269	98,693	95,653
Drainage System - Flood Control	525,068	585,398	641,894	667,437	638,127	786,031
Undesignated	0	0	0	0	0	0
TOTAL FUND 40500	592,982	701,212	780,698	769,707	736,820	881,684
	(97,509)	(257,836)	(99,242)	(73,543)	(111,447)	40,434
TOTAL MAJOR ENTERPRISE FUNDS	21,330,616	20,099,709	26,191,388	31,599,743	26,632,674	28,670,499
	667,044	(1,945,324)	1,527,590	4,924,876	(872,896)	(149,293)

Enterprise Funds Expenditures Summary (Continued)

	14/15	15/16	16/17	17/18	17/18	18/19
Description	Actual Expense	Actual Expense	Actual Expense	Budget Expense	Expense Estimate	Budget Expense
FUND: 20500 - Airport						
Municipal Airport Operations	748,711	838,180	837,117	661,487	601,664	605,300
Airport - Capital Projects	102,332	29,999	1,329,850	525,000	594,118	0
TOTAL FUND 20500	851,043	868,179	2,166,967	1,186,487	1,195,782	605,300
	103,416	233,396	239,071	61,742	(108,608)	(21,100)
FUND: 20600 - Golf Course						
PCS - Golf Operations	305,290	315,506	368,561	357,083	399,789	423,804
TOTAL FUND 20600	305,290	315,506	368,561	357,083	399,789	423,804
	645	27,382	83,181	0	32,706	0
FUND: 2128 - Dial-A-Ride						
Transportation - Dial-a-Ride	860,077	1,023,365	999,490	947,479	920,918	953,014
Dial-a-Ride - Capital Outlay	109,634	68,223	68,223	0	0	108,000
ARRA-Transit Buses	84,916	0	0	0	0	0
TOTAL FUND 21228	1,054,627	1,091,588	1,067,713	947,479	920,918	1,061,014
	183,400	219,358	138,168	122,346	(126,024)	0
FUND: 2129 - Fixed Route						
Transportation - Fixed Route	825,515	951,433	997,190	1,120,273	1,033,319	1,064,605
MAX - Capital Outlay	78,481	78,481	0	1,763,000	0	500,000
TOTAL FUND 21229	903,996	1,029,913	997,190	2,883,273	1,033,319	1,564,605
	(34,720)	(257,246)	37,699	(12,574)	(450,954)	(0)
TOTAL NON-MAJOR ENTERPRISE FUNDS	3,114,956	3,305,187	4,600,431	5,374,322	3,549,808	3,654,723
	340,098	222,889	498,119	171,514	(652,880)	(21,100)
TOTAL ENTERPRISE FUNDS	24,445,572	23,404,895	30,791,819	36,974,065	30,182,482	32,325,222
	1,007,142	(1,722,434)	2,025,709	5,096,390	(1,525,776)	(170,393)

Internal Service Funds Budget Overview

As can be seen in the Internal Service (IS) Funds Summary pages below, the IS Funds estimate a deficit of \$188,000 in FY 17/18 and project a deficit of approximately \$46,000 in FY 18/19, due primarily to higher expenditures in the Fleet and Technology Departments than is being collected from other departments in the City. In some years, the Fleet and Technology Funds will collect more than they expend on vehicle or equipment replacements. In other years, they will collect less than they expend. Staff has developed and refined schedules for adequate maintenance and replacement of equipment in the Fleet and Technology Fund, and those schedules have been used to create the 18/19 budget proposals. A similar methodology should be considered for implementation by the Facilities Maintenance Fund in the future, to ensure that funds are available to replace essential equipment and fixtures within facilities, before their useful lives are over.

Internal Service Funds Summary

	18/19 Budget Revenue	18/19 S&B Budget	18/19 M&O Budget	18/19 Subtotal Operations	18/19 Cap. Outlay Budget	17/18 Expense Estimate	18/19 Budget Expense
FUND: 3070 - Fleet							
Equipment Maintenance	(983,256)	454,506	451,516	906,021	0	925,617	906,021
Equipment Acquisition	(1,037,088)	0	0	0	1,149,200	937,100	1,149,200
Motor Pool	(32,549)	0	30,259	30,259	0	0	30,259
TOTAL FUND 30700	(2,052,893)	454,506	481,775	936,280	1,149,200	1,862,717	2,085,480
					(Surplus)/Deficit	92,100	32,587
FUND: 3071 - Facilities Mtnc							
Public Works - Facilities Maintenance	(1,680,965)	935,393	745,478	1,680,871	0	1,589,664	1,680,871
TOTAL FUND 40500	(1,680,965)	935,393	745,478	1,680,871	0	1,589,664	1,680,871
					(Surplus)/Deficit	(252)	(94)
FUND: 3072 - Technology							
Computer Mtnc and Replacement	(1,294,125)	571,740	484,244	1,055,985	252,000	1,241,983	1,307,985
TOTAL FUND 40700	(1,294,125)	571,740	484,244	1,055,985	252,000	1,241,983	1,307,985
					(Surplus)/Deficit	96,512	13,860
TOTAL INTERNAL SERVICE FUNDS	(5,027,983)	1,961,639	1,711,496	3,673,136	1,401,200	4,694,363	5,074,336
					(Surplus)/Deficit	188,359	46,353

Internal Service Funds Revenues Summary

	14/15	15/16	16/17	17/18	17/18	18/19
	Actual	Actual	Actual	Budget	Estimate	Budget
	Revenue	Revenue	Revenue	Revenue	Revenue	Revenue
FUND: 3070 - Fleet						
Equipment Maintenance	(842,669)	(883,797)	(1,018,440)	(1,075,106)	(1,074,500)	(983,256)
Equipment Acquisition	(690,770)	(723,102)	(486,968)	(1,001,193)	(696,117)	(1,037,088)
Motor Pool	0	0	0	0	0	(32,549)
TOTAL FUND 30700	(1,533,439)	(1,606,899)	(1,505,409)	(2,076,299)	(1,770,617)	(2,052,893)
FUND: 3071 - Facilities Mtnc						
Public Works - Facilities Maintenance	(1,286,692)	(1,443,321)	(1,565,783)	(1,582,538)	(1,589,916)	(1,680,965)
TOTAL FUND 40500	(1,286,692)	(1,443,321)	(1,565,783)	(1,582,538)	(1,589,916)	(1,680,965)
FUND: 3072 - Technology						
Computer Mtnc and Replacement	(719,150)	(914,399)	(1,220,496)	(1,145,471)	(1,145,471)	(1,294,125)
TOTAL FUND 40700	(719,150)	(914,399)	(1,220,496)	(1,145,471)	(1,145,471)	(1,294,125)
TOTAL INTERNAL SERVICE FUNDS	(3,539,281)	(3,964,619)	(4,291,688)	(4,804,308)	(4,506,004)	(5,027,983)

Internal Service Funds Expenditures Summary

	14/15	15/16	16/17	17/18	17/18	18/19	%
	Actual	Actual	Actual	Budget	Expense	Budget	
	Expense	Expense	Expense	Expense	Estimate	Expense	Chng
FUND: 3070 - Fleet							
Equipment Maintenance	765,068	1,108,061	1,018,307	1,027,556	925,617	906,021	-12%
Equipment Acquisition	661,484	660,257	808,579	1,139,450	937,100	1,149,200	1%
Motor Pool	0	0	0	0	0	30,259	
TOTAL FUND 30700	1,426,552	1,768,318	1,826,887	2,167,006	1,862,717	2,085,480	-4%
(Surplus)/Deficit	(106,887)	161,419	321,478	90,707	92,100	32,587	
FUND: 3071 - Facilities Mtnc							
Public Works - Facilities Maintenance	1,242,055	1,837,271	1,486,663	1,582,538	1,589,664	1,680,871	6%
TOTAL FUND 40500	1,242,055	1,837,271	1,486,663	1,582,538	1,589,664	1,680,871	6%
(Surplus)/Deficit	(44,637)	393,950	(79,120)	0	(252)	(94)	
FUND: 3072 - Technology							
Computer Mtnc and Replacement	716,795	1,036,241	998,659	1,262,594	1,241,983	1,307,985	4%
TOTAL FUND 40700	716,795	1,036,241	998,659	1,262,594	1,241,983	1,307,985	4%
(Surplus)/Deficit	(2,355)	121,842	(221,838)	117,123	(52,142)	13,860	
TOTAL INTERNAL SERVICE FUNDS	3,385,402	4,641,830	4,312,209	5,012,138	4,694,363	5,074,336	1%
(Surplus)/Deficit	(153,879)	677,211	20,520	207,830	188,359	46,353	

Special Revenue Funds Budget Overview

As can be seen on the Summary of Special Revenue Fund Expenditures pages below, the overall estimated deficit for FY 17/18 is \$59,000 and the total projected 18/19 deficit is approximately 3 million. As Special Revenue Funds are primarily capital project budgets, rather than operational budgets, balances in these funds are allowed to build up until such time that major projects can be funded for completion. Therefore, revenues can exceed expenditures in certain years.

Some of the Special Revenue funds such as Measure “T,” Gas Tax, and the Local Transportation Funds have a significant impact on the City’s operating budget. These funds provide for the maintenance of streets, sidewalks, gutters, and bike lanes within city limits. A portion of the Measure “T” funding also supports transit operations. During FY: 18/19, approximately \$1.56 million from the Gas Tax and approximately \$864,000 from Measure “T” will be transferred into the Public Works Department for various streets repairs and maintenance as well as for minor street projects within the city limits.

The City also receives funding from the Department of Housing and Community Development to provide housing assistance for the citizens of the City of Madera provided that they qualify in accordance with income guidelines provided by the HUD/HOME program. The funding available for FY: 17/18 is approximately \$1.3 million. This funding is targeted to provide assistance for manufactured housing purchases, rehabilitation of owner-occupied residences, and first time home buyer down payment assistance.

In addition to the programs and projects described herein above, the Special Revenue Funds provide for other non-major programs including, Park Development, Supplemental Public Safety, Developer Impact Fees, and Landscape and Maintenance District. Landscape and Maintenance District Funds are included within the Special Revenue Fund and are operational in nature. Development Impact Fee (DIF) Funds are largely nonoperational in nature, as they provide funding for capital projects to offset the impact that development has on the City’s infrastructure capacity demands. Some DIFs are designed to offset the operational demands that development puts on City operations, and their contributions can be seen in certain operational funds as transfers in from DIFs.

Special Revenue Funds Summary

	17/18	18/19	S&B	M&O	Subtotal	Capital Outlay	17/18	18/19
	Budget	Budget	18/19	18/19	18/19	18/19	Estimated	Budget
	Revenue	Revenue	Budget	Budget	Operations	Budget	Expense	Expense
FUND: 21229 - Transportation Fixed Route								
Proposition 1B PTMISEA	(1,417,874)	0	0	0	0	1,473,608	8,500	1,473,608
Low Carbon Transit Ops Prgm (LCTOP)	(117,306)	0	0	0	0	0	117,306	0
ARRA	0	0	0	0	0	0	0	0
TOTAL FUND 21229	(1,535,180)	0	0	0	0	1,473,608	125,806	1,473,608
							125,806	1,473,608
FUNDS: 40800-45300 General Development Impact Fees								
Undesignated	(1,770,448)	(1,991,030)	0	588,277	588,277	2,642,278	1,715,334	3,230,555
TOTAL FUNDS 40800-45300	(1,770,448)	(1,991,030)	0	588,277	588,277	2,642,278	1,715,334	3,230,555
							(205,285)	1,239,525
FUND: 41300 - Special Gas Tax								
Special Gas Tax - Street Maintenance	(1,828,939)	(2,665,948)	0	1,568,537	1,568,537	0	1,828,939	1,568,537
RSTP - Federal Exchange	(683,596)	(680,000)	0	0	0	1,784,000	647,000	1,784,000
State Transportation Improv Program	0	0	0	0	0	0	0	0
Proposition 1B SLPP	0	0	0	0	0	0	0	0
SB1-LPP Local Partnership Program	0	(180,000)	0	0	0	180,000	0	180,000
TOTAL FUND 41300	(2,512,535)	(3,525,948)	0	1,568,537	1,568,537	1,964,000	2,475,939	3,532,537
							(33,450)	6,589
FUND: 41500 - Local Sales Tax								
Measure A	0	0	0	0	0	1,120,000	0	1,120,000
Measure T	(3,203,985)	(2,899,631)	0	0	0	1,867,085	3,159,288	1,867,085
TOTAL FUND 41500	(3,203,985)	(2,899,631)	0	0	0	2,987,085	3,159,288	2,987,085
							98,668	87,454
TOTAL MAJOR SPECIAL REVENUE FUNDS	(9,022,148)	(8,416,609)	0	2,156,814	2,156,814	9,066,971	7,476,367	11,223,785
							(14,261)	2,807,176
FUND: 41000 - Park Development								
Parks Development Activities	(350,000)	(134,000)	0	0	0	134,000	95,275	134,000
TOTAL FUND 41000	(350,000)	(134,000)	0	0	0	134,000	95,275	134,000
							95,275	0
FUND: 41100- Intermodal Bldg								
Intermodal Building Activities	(87,579)	(87,579)	10,176	74,495	84,671	0	86,937	84,671
Proposition 1B - CalOES	(47,541)	0	0	0	0	0	47,460	0
TOTAL FUND 41100	(135,120)	(87,579)	10,176	74,495	84,671		134,397	84,671
							34,700	(2,908)
FUND: 41400 - Parking Dist Op								
Parking District Operations	(46,000)	(42,000)	12,668	23,575	36,243	0	31,121	36,243
TOTAL FUND 41400	(46,000)	(42,000)	12,668	23,575	36,243	0	31,121	36,243
							(879)	(5,757)
FUND: 41600 - Business Imp Dist								
Madera Downtown BID	(29,373)	(29,308)	0	26,979	26,979	0	29,373	26,979
TOTAL FUND 41600	(29,373)	(29,308)	0	26,979	26,979	0	29,373	26,979
							65	(2,329)

Special Revenue Funds Summary (continued)

	17/18	18/19	S&B	M&O	Subtotal	Capital Outlay	17/18	18/19
	Budget	Budget	18/19	18/19	18/19	18/19	Estimated	Budget
	Revenue	Revenue	Budget	Budget	Operations	Budget	Expense	Expense
FUND: 41700 - Federal Aid Urban								
F.A.U. CNG Projects	0	0	0	0	0	0	0	0
F.A.U. Parks & Pedestrian Projects	0	(298,000)	0	0	0	298,000	0	298,000
F.A.U. Streets Improvement Projects	(1,599,000)	(2,126,290)	0	0	0	2,126,290	227,000	2,126,290
ARRA-CDBG-R	0	0	0	0	0	0	0	0
ARRA-EECBG	0	0	0	0	0	0	0	0
Bridge Preventive Maint. BPMP	(121,357)	(146,000)	0	0	0	146,000	25,674	146,000
TOTAL FUND 41700	(1,720,357)	(2,570,290)	0	0	0	2,570,290	252,674	2,570,290
							0	0
FUND: 42000 - Local Transportation								
L.T.F. - St. Improvement Projects	(1,213,534)	(1,055,890)	0	512,000	512,000	512,245	1,036,000	1,024,245
L.T.F. Parks/Bike Path Projects	(32,643)	(34,580)	0	0	0	102,000	33,356	102,000
TOTAL FUND 42000	(1,246,177)	(1,090,470)	0	512,000	512,000	614,245	1,069,356	1,126,245
							(211,418)	35,775
FUND: 43600 - NSP3 Program								
HOME ARRA-NSP. Activity	0	0	0	0	0	0	0	0
TOTAL FUND 43600	0	0	0	0	0	0	0	0
							0	0
FUND: 44000 - Housing Program								
HOME 2007 - DAP Activity	0	0	0	0	0	0	0	0
HOME REHABILITATION PROGRAM	0	0	0	0	0	0	685,000	0
HOME Reuse Activity	0	(16,510)	0	16,510	16,510	0	0	16,510
CALHOME DAP Program	(31,704)	0	0	0	0	0	32,259	0
CALHOME Rehabilitation Program	(868,133)	0	0	0	0	0	176,610	0
CALHOME Reuse Program	0	0	0	0	0	0	0	0
CALHOME Manufactured Rehab	(407,715)	0	0	39,214	39,214	0	353,777	39,214
CALHOME Reuse Program	(31,000)	0	0	0	0	0	0	0
TOTAL FUND 44000	(1,338,552)	(16,510)	0	55,724	55,724	0	1,247,646	55,724
							(66,164)	39,214
FUND: 4770 - Supp Law Enforce								
Police Activity - SLESF	(100,000)	(100,000)	0	236,000	236,000	0	100,000	236,000
TOTAL FUND 4770	(100,000)	(100,000)	0	236,000	236,000	0	100,000	236,000
							0	136,000
FUND: 47800 - Local Law Enforce								
Police Activity - JAG	0	(34,000)	0	34,000	34,000	0	0	34,000
TOTAL FUND 47800	0	(34,000)	0	34,000	34,000	0	0	34,000
							0	0
FUND: 47900 - DUI Enforce								
DUI Enforcement & Awareness	0	0	0	0	0	0	0	0
TOTAL FUND 47900	0	0	0	0	0	0	0	0
							0	0
FUND: 4791 - Tobacco Grant								
Grants	0	(35,921)	30,479	5,442	35,921	0	0	35,921
TOTAL FUND 47900	0	(35,921)	30,479	5,442	35,921	0	0	35,921

Special Revenue Funds Summary (continued)

	17/18	18/19	S&B	M&O	Subtotal	Capital Outlay	17/18	18/19
	Budget	Budget	18/19	18/19	18/19	18/19	Estimated	Budget
	Revenue	Revenue	Budget	Budget	Operations	Budget	Expense	Expense
FUND: 48000 - Comm Fac Dist								
CFD 2005-1, City-Wide Services	(269,000)	(390,000)	0	306,326	306,326	0	507,663	306,326
CFD 2006-1, KB Home	(185,000)	(185,000)	0	172,210	172,210	0	186,531	172,210
TOTAL FUND 48000	(454,000)	(575,000)	0	478,536	478,536	0	694,194	478,536
							139,068	(96,464)
FUND: 48500 - CFD Debt								
CFD Debt Fund - 2006 Bonds	(180,630)	(166,325)	0	164,725	164,725	0	176,120	164,725
	(180,630)	(166,325)	0	164,725	164,725	0	176,120	164,725
							(4,510)	(1,600)
FUND: 49100 - Sr Citizen Services								
Community Services Operations	0	0	0	0	0	0	0	0
Therapeutic Programs	0	0	0	0	0	0	0	0
TOTAL FUND 49100	0	0	0	0	0	0	0	0
							0	0
FUND: 80200 - Park Fac Debt Svs								
Park Facilities - Lease Administration	(194,257)	(194,257)	0	194,257	194,257	0	194,257	194,257
TOTAL FUND 80200	(194,257)	(194,257)	0	194,257	194,257	0	194,257	194,257
							0	0
FUND: 45XXX Landscape Assmt Dists								
Various Departments	(391,743)	(399,532)	0	491,137	491,137	0	479,095	491,137
TOTAL FUND 45XXX	(391,743)	(399,532)	0	491,137	491,137	0	479,095	491,137
							87,352	91,605
TOTAL NON-MAJOR SPEC REV FUNDS	(6,186,209)	(5,475,192)	53,323	2,296,871	2,350,194	3,318,535	4,503,508	5,668,729
							73,489	193,537
TOTAL SPECIAL REVENUE FUNDS	(15,208,357)	(13,891,801)	53,323	4,453,685	4,507,008	12,385,506	11,979,875	16,892,514
							59,228	3,000,713

Special Revenue Funds Revenues Summary

	14/15	15/16	16/17	17/18	17/18	18/19
	Actual	Actual	Actual	Budget	Revenue	Budget
	Revenue	Revenue	Revenue	Revenue	Estimate	Revenue
FUND: 21229 - Transportation Fixed Route						
Proposition 1B PTMISEA	(34,532)	(12,210)	(224,460)	(1,417,874)	0	0
Low Carbon Transit Ops Prgm (LCTOP)	0	0	(377)	(117,306)	0	0
ARRA	(4,075)	0	0	0	0	0
TOTAL FUND 21229	(38,607)	(12,210)	(224,837)	(1,535,180)	0	0
FUNDS: 40800-45300 General Development Impact Fees						
Undesignated	(1,902,655)	(1,832,083)	(2,190,264)	(1,770,448)	(1,920,619)	(1,991,030)
TOTAL FUNDS 40800-45300	(1,902,655)	(1,832,083)	(2,190,264)	(1,770,448)	(1,920,619)	(1,991,030)
FUND: 41300 - Special Gas Tax						
Special Gas Tax - Street Maintenance	(1,655,544)	(1,290,623)	(1,145,897)	(1,828,939)	(1,828,939)	(2,665,948)
RSTP - Federal Exchange	0	0	(92,075)	(683,596)	(680,450)	(680,000)
State Transportation Improv Program	(278,620)	(10,866)	(38,752)	0	0	0
Proposition 1B SLPP	(246,979)	0	0	0	0	0
SB1-LPP Local Partnership Program	0	0	0	0	0	(180,000)
TOTAL FUND 41300	(1,934,164)	(1,301,489)	(1,276,724)	(2,512,535)	(2,509,389)	(3,525,948)
FUND: 41500 - Local Sales Tax						
Measure A	0	0	0	0	0	0
Measure T	(1,750,216)	(2,362,223)	(1,716,125)	(3,203,985)	(3,060,620)	(2,899,631)
TOTAL FUND 41500	(1,750,216)	(2,362,223)	(1,716,125)	(3,203,985)	(3,060,620)	(2,899,631)
TOTAL MAJOR SPECIAL REVENUE FUNDS	(5,625,642)	(5,508,005)	(5,407,951)	(9,022,148)	(7,490,628)	(8,416,609)
FUND: 41000 - Park Development						
Parks Development Activities	(67,670)	(731,250)	(95,275)	(350,000)	0	(134,000)
TOTAL FUND 41000	(67,670)	(731,250)	(95,275)	(350,000)	0	(134,000)
FUND: 41100- Intermodal Bldg						
Intermodal Building Activities	(52,533)	(101,289)	(89,430)	(87,579)	(99,697)	(87,579)
Proposition 1B -CalOES	0	0	(169,651)	(47,541)	0	0
TOTAL FUND 41100	(52,533)	(101,289)	(259,080)	(135,120)	(99,697)	(87,579)
FUND: 41400 - Parking Dist Op						
Parking District Operations	(45,357)	(48,966)	(34,376)	(46,000)	(32,000)	(42,000)
TOTAL FUND 41400	(45,357)	(48,966)	(34,376)	(46,000)	(32,000)	(42,000)
FUND: 41600 - Business Imp Dist						
Madera Downtown BID	(26,164)	(27,810)	(23,751)	(29,373)	(29,308)	(29,308)
TOTAL FUND 41600	(26,164)	(27,810)	(23,751)	(29,373)	(29,308)	(29,308)

Special Revenue Funds Revenues Summary (Continued)

	14/15	15/16	16/17	17/18	17/18	18/19
	Actual	Actual	Actual	Budget	Revenue	Budget
	Revenue	Revenue	Revenue	Revenue	Estimate	Revenue
FUND: 41700 - Federal Aid Urban						
F.A.U. CNG Projects	18,572	(35,846)	(235,091)	0	0	0
F.A.U. Parks & Pedestrian Projects	(33,402)	(180,795)	(163,341)	0	0	(298,000)
F.A.U. Streets Improvement Projects	(36,751)	(720,100)	(10,943)	(1,599,000)	(227,000)	(2,126,290)
ARRA-CDBG-R	0	0	0	0	0	0
ARRA-EECBG	0	0	0	0	0	0
Bridge Preventive Maint. BPMP	(215,920)	(2,608)	(1,099)	(121,357)	(25,674)	(146,000)
TOTAL FUND 41700	(267,501)	(939,350)	(410,474)	(1,720,357)	(252,674)	(2,570,290)
FUND: 42000 - Local Transportation						
L.T.F. - St. Improvement Projects	(1,033,567)	(1,119,653)	(987,486)	(1,213,534)	(1,247,418)	(1,055,890)
L.T.F. Parks/Bike Path Projects	(24,299)	(50,181)	(11,841)	(32,643)	(33,356)	(34,580)
TOTAL FUND 42000	(1,057,866)	(1,169,834)	(999,326)	(1,246,177)	(1,280,774)	(1,090,470)
FUND: 43600 - NSP3 Program						
HOME ARRA-NSP. Activity	(1,392,225)	(491,071)	0	0	0	0
TOTAL FUND 43600	(1,392,225)	(491,071)	0	0	0	0
FUND: 44000 - Housing Program						
HOME 2007 - DAP Activity	(2,000)	0	0	0	0	0
HOME REHABILITATION PROGRAM	(10)	0	(8,750)	0	(700,000)	0
HOME Reuse Activity	(16,498)	(19,841)	(119,115)	0	(31,369)	(16,510)
CALHOME DAP Program	(370,859)	(393,072)	0	(31,704)	(31,704)	0
CALHOME Rehabilitation Program	(31)	0	(126,445)	(868,133)	(171,817)	0
CALHOME Reuse Program	0	0	(119,115)	0	0	0
CALHOME Manufactured Rehab	0	0	(453,270)	(407,715)	(349,470)	0
CALHOME Reuse Program	0	0	(31,000)	(31,000)	(29,450)	0
TOTAL FUND 44000	(389,398)	(412,913)	(857,695)	(1,338,552)	(1,313,810)	(16,510)
FUND: 4770 - Supp Law Enforce						
Police Activity - SLESF	(100,112)	(100,301)	(131,351)	(100,000)	(100,000)	(100,000)
TOTAL FUND 4770	(100,112)	(100,301)	(131,351)	(100,000)	(100,000)	(100,000)
FUND: 47800 - Local Law Enforce						
Police Activity - JAG	(59,720)	0	(3,575)	0	0	(34,000)
TOTAL FUND 47800	(59,720)	0	(3,575)	0	0	(34,000)

Special Revenue Funds Revenues Summary (Continued)

	14/15	15/16	16/17	17/18	17/18	18/19
	Actual	Actual	Actual	Budget	Revenue	Budget
	Revenue	Revenue	Revenue	Revenue	Estimate	Revenue
FUND: 47900 - DUI Enforce						
DUI Enforcement & Awareness	(123,082)	(20,462)	0	0	0	0
TOTAL FUND 47900	(123,082)	(20,462)	0	0	0	0
FUND: 4791 - Tobacco Grant						
Grants	73,368	0	0	0	0	(35,921)
TOTAL FUND 47900	73,368	0	0	0	0	(35,921)
FUND: 48000 - Comm Fac Dist						
CFD 2005-1, City-Wide Services	(273,274)	(316,676)	(351,841)	(269,000)	(370,126)	(390,000)
CFD 2006-1, KB Home	(186,724)	(186,903)	(197,066)	(185,000)	(185,000)	(185,000)
TOTAL FUND 48000	(459,998)	(503,579)	(548,907)	(454,000)	(555,126)	(575,000)
FUND: 48500 - CFD Debt						
CFD Debt Fund - 2006 Bonds	(171,139)	(174,749)	(179,943)	(180,630)	(180,630)	(166,325)
	(171,139)	(174,749)	(179,943)	(180,630)	(180,630)	(166,325)
FUND: 49100 - Sr Citizen Services						
Community Services Operations	(230,177)	(402,987)	(48,835)	(42,039)	(70,039)	0
Therapeutic Programs	(133,871)	(125,680)	(33,368)	(33,368)	(16,684)	0
TOTAL FUND 49100	(364,048)	(528,667)	(82,203)	(75,407)	(86,723)	0
FUND: 80200 - Park Fac Debt Svs						
Park Facilities - Lease Administration	(194,257)	(194,257)	(194,257)	(194,257)	(194,257)	(194,257)
TOTAL FUND 80200	(194,257)	(194,257)	(194,257)	(194,257)	(194,257)	(194,257)
FUND: 45XXX Landscape Assmt Dists						
Various Departments	(384,919)	(347,818)	(347,663)	(391,743)	(391,743)	(399,532)
TOTAL FUND 45XXX	(384,919)	(347,818)	(347,663)	(391,743)	(391,743)	(399,532)
TOTAL NON-MAJOR SPEC REV FUNDS	(5,155,989)	(5,792,315)	(4,167,875)	(6,261,616)	(4,516,741)	(5,475,192)
TOTAL SPECIAL REVENUE FUNDS	(10,781,631)	(11,300,320)	(9,575,825)	(15,283,764)	(12,007,370)	(13,891,801)

Special Revenue Funds Expenditures Summary

	14/15	15/16	16/17	17/18	17/18	18/19
	Actual	Actual	Actual	Budget	Estimated	Budget
	Expense	Expense	Expense	Expense	Expense	Expense
FUND: 21229 - Transportation Fixed Route						
Proposition 1B PTMISEA	38,590	38,590	263,099	1,417,874	8,500	1,473,608
Low Carbon Transit Ops Prgm (LCTOP)			0	117,306	117,306	0
ARRA	94,072	0	0	0	0	0
TOTAL FUND 21229	132,662	38,590	263,099	1,535,180	125,806	1,473,608
	94,055	26,380	38,262	0	125,806	1,473,608
FUNDS: 40800-45300 General Development Impact Fees						
Undesignated	1,723,785	2,752,858	1,166,670	2,380,754	1,715,334	3,230,555
TOTAL FUNDS 40800-45300	1,723,785	2,752,858	1,166,670	2,380,754	1,715,334	3,230,555
	(178,870)	920,775	(1,023,594)	610,306	(205,285)	1,239,525
FUND: 41300 - Special Gas Tax						
Special Gas Tax - Street Maintenance	5,481	1,687,472	1,466,506	1,828,939	1,828,939	1,568,537
RSTP - Federal Exchange	1,613,712	8,024	186,781	750,000	647,000	1,784,000
State Transportation Improv Program	5,481	62,845	279,365	0	0	0
Proposition 1B SLPP	0	0	0	0	0	0
SB1-LPP Local Partnership Program			0	0	0	180,000
TOTAL FUND 41300	1,624,674	1,758,342	1,932,652	2,578,939	2,475,939	3,532,537
	(309,490)	456,853	655,929	66,404	(33,450)	6,589
FUND: 41500 - Local Sales Tax						
Measure A	(6,839)	60,369	0	0	0	1,120,000
Measure T	915,061	1,289,691	758,449	2,778,736	3,159,288	1,867,085
TOTAL FUND 41500	908,222	1,350,060	758,449	2,778,736	3,159,288	2,987,085
	(841,994)	(1,012,163)	(957,676)	(425,249)	98,668	87,454
TOTAL MAJOR SPECIAL REVENUE FUNDS	4,389,343	5,899,851	4,120,871	9,273,609	7,476,367	11,223,785
	(1,236,299)	391,845	(1,287,080)	251,461	(14,261)	2,807,176
FUND: 41000 - Park Development						
Parks Development Activities	9,500	819,862	65,221	0	95,275	134,000
TOTAL FUND 41000	9,500	819,862	65,221	0	95,275	134,000
	(58,170)	88,612	(30,054)	(350,000)	95,275	0
FUND: 41100- Intermodal Bldg						
Intermodal Building Activities	56,008	89,763	107,713	87,194	86,937	84,671
Proposition 1B -CalOES	38,590	0	169,651	47,541	47,460	0
TOTAL FUND 41100	94,598	89,763	277,363	134,735	134,397	84,671
	42,065	(11,525)	18,283	(385)	34,700	(2,908)
FUND: 41400 - Parking Dist Op						
Parking District Operations	20,659	35,154	40,522	39,008	31,121	36,243
TOTAL FUND 41400	20,659	35,154	40,522	39,008	31,121	36,243
	(24,698)	(13,812)	6,146	(6,992)	(879)	(5,757)
FUND: 41600 - Business Imp Dist						
Madera Downtown BID	27,615	25,094	25,888	29,373	29,373	26,979
TOTAL FUND 41600	27,615	25,094	25,888	29,373	29,373	26,979
	1,451	(2,715)	2,137	0	65	(2,329)

Special Revenue Funds Expenditures Summary (Continued)

C	14/15	15/16	16/17	17/18	17/18	18/19
	Actual	Actual	Actual	Budget	Estimated	Budget
	Expense	Expense	Expense	Expense	Expense	Expense
FUND: 41700 - Federal Aid Urban						
F.A.U. CNG Projects	0	0	40,460	0	0	0
F.A.U. Parks & Pedestrian Projects	0	382,275	6	0	0	298,000
F.A.U. Streets Improvement Projects	233,979	768,749	71,898	1,669,000	227,000	2,126,290
ARRA-CDBG-R	0	0	0	0	0	0
ARRA-EECBG	0	0	0	0	0	0
Bridge Preventive Maint. BPMP	205,687	2,251	13,306	121,357	25,674	146,000
TOTAL FUND 41700	439,666	1,153,276	125,670	1,790,357	252,674	2,570,290
	172,165	213,926	(284,803)	70,000	0	0
FUND: 42000 - Local Transportation						
L.T.F. - St. Improvement Projects	1,426,981	762,945	775,667	782,400	1,036,000	1,024,245
L.T.F. Parks/Bike Path Projects	35,941	23,790	57,722	32,580	33,356	102,000
TOTAL FUND 42000	1,462,922	786,735	833,390	814,980	1,069,356	1,126,245
	405,056	(383,099)	(165,937)	(431,197)	(211,418)	35,775
FUND: 43600 - NSP3 Program						
HOME ARRA-NSP. Activity	831,661	337,209	6,945	0	0	0
TOTAL FUND 43600	831,661	337,209	6,945	0	0	0
	(560,564)	(153,862)	6,945	0	0	0
FUND: 44000 - Housing Program						
HOME 2007 - DAP Activity	0	0	0	0	0	0
HOME REHABILITATION PROGRAM	10	0	17,819	0	685,000	0
HOME Reuse Activity	0	0	0	0	0	16,510
CALHOME DAP Program	370,651	387,281	18,139	27,550	32,259	0
CALHOME Rehabilitation Program	31	26,122	111,166	868,133	176,610	0
CALHOME Reuse Program	0	0	0	0	0	0
CALHOME Manufactured Rehab	39,214	0	139,962	407,715	353,777	39,214
CALHOME Reuse Program			0	31,000	0	0
TOTAL FUND 44000	370,692	413,403	287,087	1,334,398	1,247,646	55,724
	(18,706)	490	(570,608)	(4,154)	(66,164)	39,214
FUND: 4770 - Supp Law Enforce						
Police Activity - SLESF	84,779	71,841	122,705	100,000	100,000	236,000
TOTAL FUND 4770	84,779	71,841	122,705	100,000	100,000	236,000
	(15,334)	(28,460)	(8,646)	0	0	136,000
FUND: 47800 - Local Law Enforce						
Police Activity - JAG	38,478	26,140	0	0	0	34,000
TOTAL FUND 47800	38,478	26,140	0	0	0	34,000
	(21,242)	26,140	(3,575)	0	0	0

Special Revenue Funds Expenditures Summary (Continued)

	14/15	15/16	16/17	17/18	17/18	18/19
	Actual	Actual	Actual	Budget	Estimated	Budget
	Expense	Expense	Expense	Expense	Expense	Expense
FUND: 47900 - DUI Enforce						
DUI Enforcement & Awareness	80,137	0	0	0	0	0
TOTAL FUND 47900	80,137	0	0	0	0	0
	(42,945)	(20,462)	0	0	0	0
FUND: 4791 - Tobacco Grant						
Grants	0	0	0	0	0	35,921
TOTAL FUND 47900	0	0	0	0	0	35,921
	73,368	0	0	0	0	0
FUND: 48000 - Comm Fac Dist						
CFD 2005-1, City-Wide Services	9,123	506,730	809,582	507,663	507,663	306,326
CFD 2006-1, KB Home	179,044	181,369	183,783	186,531	186,531	172,210
TOTAL FUND 48000	188,168	688,100	993,365	694,194	694,194	478,536
	(271,830)	184,521	444,459	240,194	139,068	(96,464)
FUND: 48500 - CFD Debt						
CFD Debt Fund - 2006 Bonds	169,565	172,970	176,183	179,030	176,120	164,725
	169,565	172,970	176,183	179,030	176,120	164,725
	(1,574)	(1,779)	(3,760)	(1,600)	(4,510)	(1,600)
FUND: 49100 - Sr Citizen Services						
Community Services Operations	218,035	230,745	0	0	0	0
Therapeutic Programs	109,315	125,961	0	0	0	0
TOTAL FUND 49100	327,350	356,706	0	0	0	0
			0	0	0	0
FUND: 80200 - Park Fac Debt Svs						
Park Facilities - Lease Administration	194,257	194,257	194,257	194,257	194,257	194,257
TOTAL FUND 80200	194,257	194,257	194,257	194,257	194,257	194,257
	(0)	(0)	(0)	(0)	0	0
FUND: 45XXX Landscape Assmt Dists						
Various Departments	323,717	350,463	412,951	479,095	479,095	491,137
TOTAL FUND 45XXX	323,717	350,463	412,951	479,095	479,095	491,137
	(61,202)	2,645	65,288	87,352	87,352	91,605
TOTAL NON-MAJOR SPEC REV FUNDS	4,663,763	5,520,973	3,561,546	5,789,427	4,503,508	5,668,729
	(492,226)	(271,341)	(524,125)	(396,782)	73,489	193,537
TOTAL SPECIAL REVENUE FUNDS	9,053,106	11,420,824	7,682,417	15,063,036	11,979,875	16,892,514
	(1,728,525)	120,504	(1,811,205)	(145,321)	59,228	3,000,713

Debt Service

Long-term Debt

The City of Madera's adopted Investment Policy states that purchased transactions may not exceed five year maturities and no more than 20% of the total portfolio may be invested beyond three years stated maturity at any time. In accordance with California Government Code section 56300.5, the City's primary objective is to safeguard the principal of the funds, the secondary objective is to meet the liquidity needs of the depositor, and the third objective is to achieve a return on the funds.

The following is a detailed description of the City of Madera's Long-term Debt.

Capital Leases

Police Facility

In December 2005, the City entered into a capital lease agreement in the amount of \$1,500,000 with LaSalle Bank to finance a portion of the construction cost of the police facility (the "Prior Capital Lease"). The Prior Capital Lease matured on December 1, 2025 and had an interest rate of 5.120% per annum. On January 5, 2018, the City entered into a new tax-exempt lease agreement (the "New Lease") with Zions Bank, N.A. in the amount of \$895,900. The proceeds of the New Lease were used to refinance the Prior Capital Lease and pay costs of issuance. The New Lease matures on November 1, 2025 and has an interest rate of 2.76% per annum. In addition, the leased asset for the Prior Capital Lease was the police facility. The New Lease was part of a larger refinancing that also refinanced the 1993 Variable Rate Demand Bonds (see below). The leased asset for the larger refinancing is now the City's Corporation Yard thereby releasing the police facility. As of June 30, 2018, the outstanding balance of the New Lease was \$841,400. For FY 18/19, \$102,500 has been budgeted for a principal payment and \$22,520 has been budgeted for an interest payment.

The annual debt service requirements at June 30, 2018 are as follows:

<u>Fiscal Year</u>	<u>Principal</u>	<u>Interest</u>	<u>Total</u>
18/19	102,500	22,520	125,020
19/20	105,300	19,672	124,972
20/21	108,200	16,746	124,946
21/22	111,200	13,739	124,939
2023 - 2026	<u>414,200</u>	<u>23,174</u>	<u>437,374</u>
	841,400	95,852	937,252

Golf Course

In May 1993, the Financing Authority issued \$5,280,000 Variable Rate Demand Bonds (the "Prior Bonds"). The Prior Bonds were to fund \$262,450 of additional Golf Course construction and redeem \$4,835,000 of its December 1989 lease Revenue Bonds, Series A. Payments of principal and interest on the Prior Bonds were supported by an irrevocable direct draw letter of credit and matured on May 1, 2023. On January 5, 2018, the City entered into a new taxable lease agreement (the "New Lease") with Zions Bank, N.A. in the amount of \$1,657,100. The proceeds of the New Lease were used to refinance the Prior Bonds and pay costs of issuance. The New Lease matures on November 1, 2023 and has an interest rate of 3.19% per annum. In addition, the

leased asset for the Prior Bonds was city hall. The New Lease was part of a larger refinancing that also refinanced the police facility (see above). The leased asset for the larger refinancing is now the City's Corporation Yard thereby releasing city hall. As of June 30, 2018, the outstanding balance of the New Lease was \$1,646,500,000. For FY 18/19, \$278,400 has been budgeted for a principal payment and \$50,321 has been budgeted for an interest payment.

The annual debt service requirements at June 30, 2018 are as follows:

<u>Fiscal Year</u>	<u>Principal</u>	<u>Interest</u>	<u>Total</u>
18/19	278,400	50,321	328,721
19/20	287,400	41,368	328,768
20/21	296,600	32,128	328,728
21/22	306,200	22,590	328,790
2023 - 2024	<u>477,900</u>	<u>15,325</u>	<u>493,225</u>
Total	1,646,500	161,731	1,808,231

Madera Youth Center

In May 2010, the City entered into a capital lease agreement with Municipal Finance Corporation to lease a portion of the construction of the Youth Center in the amount of \$1,500,000. The lease is payable over ten years with semi-annual payments of \$194,257 along with annual interest at the rate of 5% per annum. As of June 30, 2018, the outstanding balance of the Youth Center capital lease is \$184,890. For FY 18/19, \$184,890 has been budgeted for a principal payment and \$9,250 has been budgeted for an interest payment.

The annual debt service requirements at June 30, 2018 are as follows:

<u>Fiscal Year</u>	<u>Principal</u>	<u>Interest</u>	<u>Total</u>
18/19	<u>184,890</u>	<u>9,250</u>	<u>194,140</u>
Total	184,890	9,250	194,140

ERP System and Fire Engine:

On August 17, 2015, the City entered into a lease agreement with Holman Capital to provide financing for an Enterprise Resource Planning (ERP) System, new operating software (Tyler Munis) to replace the existing software (MAIS) in the amount of \$835,065. Additionally the City also acquired one Hi-Tech/Spartan 1500 GPM Pumper Fire Truck, in the amount of \$700,000. There is a \$5,000 document Fee. The net financing amount is \$1,540,065; Interest rate is 2.71% per annum. The lease is payable over a period of 5 years, with semi-annual payments of \$165,715 every August 17, and February 17, effective 02/17/2016. For FY 18/19, \$311,960 has been budgeted for principal payments and \$19,470 has been budgeted for interest payments.

ERP System and Fire Engine (Continued)

The annual debt service requirements at June 30, 2018 are as follows:

<u>Fiscal Year</u>	<u>Principal</u>	<u>Interest</u>	<u>Total</u>
18/19	311,960	19,470	331,431
19/20	320,472	10,959	331,431
20/21	<u>163,500</u>	<u>2,215</u>	<u>165,715</u>
	795,932	32,644	828,577

Loans Payable

PG&E Energy Efficiency Retrofit Loan

In June 2012, the City entered into a loan agreement with PG&E in the amount of \$249,731. The purpose of the loan was to convert old high pressure sodium lights to new energy efficient LED streetlights. The loan is payable over a period of 6.7 years with monthly payments of \$3,161 along with zero percent interest. As of June 30, 2017, the outstanding balance of the PG&E loan payable is \$22,163. For FY 17/18, \$22,163 has been budgeted for a principal payment and \$0 has been budgeted for an interest payment.

The annual debt service requirements at June 30, 2018 are as follows:

<u>Fiscal Year</u>	<u>Principal</u>	<u>Interest</u>	<u>Total</u>
18/19	<u>22,163</u>	-	<u>22,163</u>
	22,163	-	22,163

California Infrastructure and Economic Development Bank (CIEDB) Loan

In March 2006, the City entered into a loan agreement with the California Infrastructure and Economic Development Bank for the regional wastewater treatment plant upgrade and expansion project. The loan, in the amount of \$10,000,000, is payable in semi-annual installments of \$383,081 to \$525,788 along with interest at 3.01% per annum. As of June 30, 2018, the outstanding balance of the California Infrastructure and Economic Development Bank loan was \$7,332,455. For FY 18/19 \$312,877 has been budgeted for a principal payment and \$215,998 has been budgeted for interest payments.

The annual debt service requirements at June 30, 2018 are as follows:

<u>Fiscal Year</u>	<u>Principal</u>	<u>Interest</u>	<u>Total</u>
18/19	312,877	215,998	528,875
19/20	322,295	206,439	528,734
20/21	331,996	196,592	528,588
21/22	341,989	186,448	528,437
2023 - 2027	1,870,691	769,075	2,639,766
2028 - 2032	2,169,697	465,570	2,635,267
2033 - 2036	<u>1,982,910</u>	<u>121,583</u>	<u>2,104,493</u>
Total	7,332,455	2,161,705	9,494,160

Airport Hangar Loan

In August 2007, the City entered into a loan agreement with the Department of Transportation, Division of Aeronautics for the purpose of constructing a 14-unit aircraft storage hangar building at the Madera Municipal Airport. The loan, in the amount of \$300,000, is for a period of fifteen years to be paid in annual installments of \$14,131 to \$27,180 along with interest in the amount of 4.7829% per annum. As of June 30, 2018, the outstanding balance of the Department of Transportation, Division of Aeronautics loan was \$124,046. For FY 18/19 \$22,547 has been budgeted for a principal payment and \$5,933 has been budgeted for an interest payment.

The annual debt service requirements at June 30, 2018 are as follows:

<u>Fiscal Year</u>	<u>Principal</u>	<u>Interest</u>	<u>Total</u>
18/19	22,547	5,933	28,480
19/20	23,625	4,855	28,480
20/21	24,755	3,725	28,480
21/22	25,939	2,541	28,480
22/23	<u>27,181</u>	<u>1,000</u>	<u>28,181</u>
	124,046	18,054	142,101

Bonds Payable

CFD 2006-1 Series Special Tax Bond

In December 2006, the City of Madera issued \$2,885,000 Community Facilities District 2006-1 Special Tax Bonds (the "Prior Bonds") paid by a levy of special taxes on property within the District. The proceeds of the Prior Bonds were used to finance a portion of costs associated with acquiring certain public improvements related to the Madera East Olive Avenue Specific Plan. The improvements consisted of roadway, water improvements and other infrastructure necessary for the development of the property within the District. Additionally, the Prior Bonds were to provide for the establishment of a reserve fund, provided capitalized interest through September 1, 2008 and paid cost of issuance. The Prior Bonds paid annual payments of principal through September 1, 2036 along with semi-annual interest payments each March 1 and September 1 ranging from 3.7% to 4.7% per annum. On January 25, 2018, the City entered into a new tax-exempt bond (the "New Bond") with Western Alliance Bank in the amount of \$2,452,228. The proceeds of the New Bond were used to refinance the Prior Bonds and pay costs of issuance. The New Bond matures on September 1, 2036 and has an interest rate of 3.83% per annum. As of June 30, 2018, the outstanding balance of the New Bond was \$2,452,228. For FY 18/19, \$62,612 has been budgeted for a principal payment and \$102,113 has been budgeted for an interest payment.

CFD 2006-1 Series Special Tax Bond (Continued)

The annual debt service requirements at June 30, 2018 are as follows:

<u>Fiscal Year</u>	<u>Principal</u>	<u>Interest</u>	<u>Total</u>
18/19	62,612	102,113	164,725
19/20	69,278	90,196	159,474
20/21	79,232	87,352	166,584
21/22	84,046	84,226	168,272
23-37	<u>2,157,060</u>	<u>679,820</u>	<u>2,836,880</u>
Total	2,452,228	1,043,705	3,495,933

Water and Wastewater Revenue Bonds, Series 2006

Water and Wastewater Revenue Bonds, Series 2006 were issued by the Financing Authority in March 2006 for \$35,995,000. Proceeds from the bonds were used to refund \$2,225,000 of its 1996 Sewer Revenue Refunding Bonds, Series A, and for Water and Sewer System Capital Facilities. The bonds are due in annual installments of \$50,000 to \$2,055,000 through March 1, 2036, with interest payable semiannually on September 1 and March 1 of each year at 3.5% to 4.75%. The City has issued the Water and Wastewater Refunding Revenue Bonds, Series 2015 in December 2015 to refund the Water and Wastewater Revenue Bonds, Series 2006.

Water and Wastewater Refunding Revenue Bonds, Series 2015

Water and Wastewater Refunding Revenue Bonds, Series 2015 were issued by the Financing Authority in December 2015 for \$30,140,000. Proceeds from the bonds were used to refund \$30,440,000 of its Water and Wastewater Refunding Revenue Bonds, Series 2015. The bonds are due in annual installments of \$70,000 to \$2,080,000 through March 1, 2036, with interest payable semiannually on September 1 and March 1 of each year at 3.700%. At June 30, 2018, the outstanding balance of the Water and Wastewater Revenue Bonds was \$27,955,000.

The Financing Authority has pledged a portion of future water and wastewater revenue to repay the 2015 Water and Wastewater Revenue Bonds. Total principal and interest remaining on the agreement is \$38,790,080 payable through 2036.

Water Revenue Bonds, Series 2010

In November 2010, the Finance Authority issued \$11,215,000 Water Revenue Bonds, Series 2010, which are due March 2038. The bonds were used to finance capital improvements to the water system to bring the City into compliance with State Law to have the entire City on water meters by 2025. The bonds are due in annual installments of \$65,000 to \$745,000 along with interest payable semi-annually on September 1 and March 1 of each year at the rate of 4.5% per annum. As of June 30, 2018, the outstanding balance of the Water Revenue Bonds, Series 2010 was \$9,850,000. For FY 18/19, \$320,000 has been budgeted for a principal payment and \$458,063 has been budgeted for an interest payment.

The Water Revenue Bonds, Series 2010 were issued at a discount which is being amortized over the life of the bonds resulting in an annual amortization of \$5,422. The Financing Authority has pledged a portion of future

Water Revenue Bonds, Series 2010 (Continued)

wastewater revenue to repay the 2010 Water Revenue Bonds. Total principal and interest remaining on the agreement is \$15,584,931 payable through 2038.

The annual debt service requirements at June 30, 2018 are as follows:

<u>Fiscal Year</u>	<u>Principal</u>	<u>Interest</u>	<u>Total</u>
18/19	320,000	458,063	778,063
19/20	335,000	448,463	783,463
20/21	345,000	441,763	786,763
21/22	355,000	435,063	790,063
2023 - 2027	2,030,000	1,881,363	3,911,363
2028 - 2032	2,520,000	1,369,175	3,889,175
2033 - 2037	3,200,000	683,000	3,883,000
2038	<u>745,000</u>	<u>37,250</u>	<u>782,250</u>
	9,850,000	5,754,139	15,604,139

BUDGETS BY DEPARTMENT

CITY MANAGER'S OFFICE DEPARTMENT SUMMARY

The City Manager is an appointed office, established through the Madera Municipal Code.

City Manager's Office - Org 10201100

The City Manager's Office provides strategic leadership and guidance to the City operations and services to the City of Madera through the following areas:

- * Administration: The City Manager provides organizational leadership necessary to implement Council programs and policies; ensures organizational transparency and fiduciary responsibility; and maintains the City's internal service delivery team.
- * Neighborhoods: The City Manager's Office seeks to foster engaged neighborhoods by proactively providing public information, creating community partnerships, and facilitating citizen involvement. This includes a Citizen's Academy, an eight week introductory course in the mechanics of City government.

Central Administration - Org 10201110

Central Administration is one of the components of the City Manager's budget. This activity captures city wide expenses that are not otherwise allocated among City departments.

Community Promotion - Org 10201120

The Community promotion budget is administered by the City Manager's Office. Allocations approved by Council for use by community groups are captured in this activity.

Key Accomplishments

- ❖ Managed one eight week Citizen's Academy
- ❖ Facilitated the creation/partnership of a Student Citizen Academy with MUSD
- ❖ Engaged three "Starting a New Business" seminars
- ❖ Provided senior level oversight of water and sewer rate analysis

Goals and Performance Measures

Departmental Goals

- ❖ Successful transition to a new City Manager
- ❖ Conduct a minimum of one Citizen's Academy and one Starting a New Business session in the FY 2018/2019 cycle
- ❖ Ensure the City's internal team maintains customer centric/service delivery focus
- ❖ Continue to focus on aligning revenue with expenditures

Performance Measures

Onboarding of City Manager

Schedule and completion of one Academy and Workshop with a minimum of 7 participants in each section.

Feedback from recipients of service, satisfaction surveys.

Mid year and final 2018/2019 budget balanced

CITY MANAGER'S OFFICE
10201100

ACCOUNT	DESCRIPTION	FY14/15 ACTUALS	FY15/16 ACTUALS	FY16/17 ACTUAL	FY17/18 ADOPTED	FY17/18 ESTIMATE	FY18/19 PROPOSED
REVENUE							
4348	Interfund Charges - Admin. Overhead	(236,212)	(148,909)	(221,611)	(221,611)	(221,611)	(129,268)
	TOTAL REVENUE	(236,212)	(148,909)	(221,611)	(221,611)	(221,611)	(129,268)
SALARIES AND BENEFITS							
5000	Salaries / Full-time	142,303	181,162	258,389	255,994	256,751	183,817
5100	Salaries/Overtime	0	0	92	0	117	0
5105	Salaries - Leave Payout	12,638	15,582	7,353	16,461	128,894	95,167
5200	Salaries - Auto & Expense Allowance	5,220	(0)	0	0	63	630
5300	Public Employees Retirement System	23,001	32,293	52,804	47,496	48,739	30,559
5302	Long Term Disability Insurance	247	263	539	544	596	476
5303	Life Insurance Premiums	76	79	126	147	128	135
5304	Worker's Compensation Insurance	10,114	13,585	20,993	22,571	19,254	16,823
5305	Medicare Tax - Employer's Share	2,035	2,421	4,589	3,997	4,985	4,089
5308	Deferred Compensation / Full-time	0	188	3,524	3,173	4,270	2,378
5309	Unemployment Insurance	157	150	340	410	410	357
5310	Section 125 Benefit Allow.	15,420	15,049	28,087	25,917	30,169	25,445
	TOTAL SALARIES AND BENEFITS	211,212	260,771	376,835	376,708	494,376	359,875
MAINTENANCE AND OPERATIONS							
6402	Telephone and Fax Charges	1,301	961	3,966	2,100	1,200	1,200
6411	Advertising, Bids and Legal Notices	0	349	1,500	500	1,000	1,000
6414	Professional Dues	1,600	1,400	1,600	2,200	1,400	1,400
6416	Office Supplies - Expendable	213	6	521	2,100	100	100
6440	Contracted Services	417	565	334	2,500	503	503
6564	Fidelity Bond Premium	3,500	3,500	3,500	3,500	3,500	3,500
6530	Conference, Training, Education	1,666	4,324	911	4,500	1,200	3,500
6900	Interfund Charges - Fac. Maint	6,338	2,924	2,924	9,101	9,101	9,365
6902	Interfund Charges - Central Supply	0	0	106	250	250	250
6918	Interfund Charges - Computer Maint.	7,614	8,913	12,163	12,163	11,603	8,533
6920	Interfund Charges-Computer Replacement	0	1,106	1,106	1,106	1,106	2,810
	TOTAL MAINTENANCE AND OPERATIONS	22,648	24,048	28,631	40,020	30,963	32,161
CAPITAL OUTLAY							
7000	Vehicles and Equipment	0	2,623	4,834	15,000	6,000	1,500
	TOTAL CAPITAL OUTLAY	0	2,623	4,834	15,000	6,000	1,500
	TOTAL EXPENDITURES	233,860	287,441	410,300	431,728	531,338	393,536

CENTRAL ADMINISTRATION
10201110

ACCOUNT	DESCRIPTION	FY14/15 ACTUALS	FY15/16 ACTUALS	FY16/17 ACTUAL	FY17/18 ADOPTED	FY17/18 ESTIMATE	FY18/19 PROPOSED
REVENUE							
4346	Interfund Charges - Reimbursement	(64,083)	(64,083)	0	(64,083)	(64,083)	0
4348	Interfund Charges - Admin. Overhead	(303,034)	(338,203)	(324,224)	(320,759)	(320,759)	(413,117)
TOTAL REVENUE		(367,117)	(402,286)	(324,224)	(384,842)	(384,842)	(413,117)
MAINTENANCE AND OPERATIONS							
6401	Gas and Electric Utilities	55,392	62,095	68,209	67,500	60,000	60,000
6402	Telephone and Fax Charges	205	240	216	250	250	250
6414	Professional Dues	17,711	9,449	18,947	18,000	18,000	18,000
6416	Office Supplies - Expendable	1,843	1,862	725	1,500	2,000	2,000
6440	Contracted Services	21,228	72,349	49,546	35,000	35,000	40,000
6442	Audit Fees	43,072	55,405	48,400	50,000	48,400	52,000
6532	Building Supplies, Keys, Repairs	1,791	1,576	1,662	0	0	0
6560	Liability / Property Insurance	166,570	176,723	212,885	254,952	254,952	299,707
6564	Fidelity Bond Premium	0	0	0	5,000	5,000	5,000
6580	OPEB Obligation Expense	0	0	0	0	0	0
6530	Conference, Training, Education	1,582	1,300	68	3,000	4,000	4,000
6704	Intergovernmental Charge/Prop. Tax Admin	126,961	71,416	63,934	79,845	79,845	79,845
6902	Interfund Charges - Central Supply	127	279	77	250	250	250
8200	Operating Transfer to Other Funds	369,003	330,997	609,699	247,083	247,083	298,804
8220	Transfers Out - Insurance Reserve	675,433	1,171,271	99,948	421,658	421,658	388,518
TOTAL MAINTENANCE AND OPERATIONS		1,480,918	1,954,963	1,174,315	1,184,038	1,176,438	1,248,374
TOTAL EXPENDITURES		1,480,918	1,954,963	1,174,315	1,184,038	1,176,438	1,248,374

COMMUNITY PROMOTION

10201120

ACCOUNT	DESCRIPTION	FY14/15 ACTUALS	FY15/16 ACTUALS	FY16/17 ACTUAL	FY17/18 ADOPTED	FY17/18 ESTIMATE	FY18/19 PROPOSED
MAINTENANCE AND OPERATIONS							
6518	Community / Employee Recognition Items	9,337	9,101	11,800	8,500	8,621	9,000
6561	Miscellaneous	0	1,544	0	0	0	0
6470	Funding to Outside Agencies	195,092	160,112	311,269	220,330	220,330	220,330
TOTAL MAINTENANCE AND OPERATIONS		204,429	170,757	323,069	228,830	228,951	229,330
TOTAL EXPENDITURES		204,429	170,757	323,069	228,830	228,951	229,330

CITY CLERK'S OFFICE DEPARTMENT SUMMARY

The City Clerk Department provides ongoing administrative support to City Council and staff. As custodian of records, the City Clerk's office is responsible for the management of the City's official records including agendas, minutes, resolutions, ordinances, agreements, and various other documents. The City Clerk also processes public record requests; election coordination; serves as the filing official for the Fair Political Practices Commission for Statement of Economic Interest filings; and serves as a liaison between the community and City Council regarding the City's business and community events.

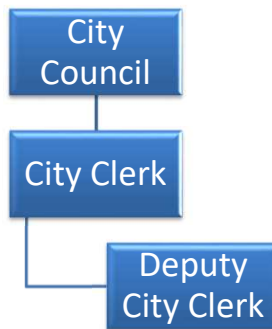


City Council - Org 10201000

The City Council, a council of seven, is elected by the public to serve as the governing body and policy makers of the City of Madera. The City Clerk department oversees the City Council budget as it relates to expenses associated with the conduct of City Council meetings, and other miscellaneous expenses for participation in various community events and functions, and travel and training for professional development as elected officials.

City Clerk's Office - Org 10201010

The City Clerk department budget as a whole provides for two full time personnel to carry out the primary functions of the department including preparing and processing of agendas, updating the municipal code, processing statement of economic interests Form 700, processing and archiving of the City's official records, providing administrative support to the City Council and other miscellaneous functions all in accordance with various state laws including but not limited to the Brown Act, the Political Reform Act, and the Public Records Act.



Key Accomplishments

- ❖ Tyler Content Manager - Implementation complete.
- ❖ Adhered to statutory requirements related to open meeting law and agenda preparation.
- ❖ Processed public record requests in accordance with Public Records Act.
- ❖ Coordinated FPPC filings for 87200 filers and designated positions.

Goals and Performance Measures

Departmental Goals

- ❖ Records management - develop schedule for filing backlog
- ❖ Develop city wide records retention schedule
- ❖ Continue to provide quality customer service to internal and external customers
- ❖ Stay informed on changes to state laws which affect operations
- ❖ Ensure City Council and City Clerk website pages are updated.
- ❖ Follow up on Implementation of Tyler Content Manager Module
- ❖ Change from detailed council meeting minutes to action minutes.

Performance Measures

Filing is up to date.

Approved schedule distributed Citywide.

Acknowledge and/or respond to requests within two business days; track public record requests and respond in accordance with the Public Records Act.

React to any new legislation/laws that affect operations.

Develop schedule to review pages for content to ensure information is current.

Ensure records are stored electronically using TCM.

CITY COUNCIL
10201000

ACCOUNT	DESCRIPTION	FY14/15 ACTUALS	FY15/16 ACTUALS	FY16/17 ACTUAL	FY17/18 ADOPTED	FY17/18 ESTIMATE	FY18/19 PROPOSED
REVENUE							
4348	Interfund Charges - Admin. Overhead	(61,890)	(14,439)	(27,275)	(40,335)	(40,335)	(27,592)
4662	Reimbursement-RDA to City	(210)	0	0	0	0	0
	TOTAL REVENUE	(62,100)	(14,439)	(27,275)	(40,335)	(40,335)	(27,592)
SALARIES AND BENEFITS							
5005	Salaries / Part-time	37,143	41,492	39,977	42,000	44,917	42,000
5303	Life Insurance Premiums	300	288	293	355	335	355
5304	Worker's Compensation Insurance	2,946	3,379	3,631	3,703	4,009	3,844
5305	Medicare Tax - Employer's Share	776	911	910	893	957	736
5307	Deferred Compensation /Part-time	1,393	1,550	1,587	1,575	1,721	1,575
5309	Unemployment Insurance	1,077	1,025	1,211	1,260	1,260	1,260
5310	Section 125 Benefit Allow.	57,320	45,544	54,194	67,607	66,063	100,431
	TOTAL SALARIES AND BENEFITS	100,956	94,189	101,803	117,393	119,262	150,201
6402	Telephone & Fax Charges	3,346	3,953	3,649	3,840	3,660	3,660
6416	Office Supplies - Expendable	1,400	733	1,996	2,530	1,500	2,500
6418	Postage - Other Mailing Costs	0	0	0	100	20	50
6518	Community/Emp Recognition Items	1,227	603	620	5,000	3,500	2,700
6900	Interfund Charges - Fac. Maint	7,108	3,279	3,279	10,208	10,208	10,504
6902	Interfund Charges - Central Supply	227	379	543	600	260	535
6918	Interfund Charges-Computer Maint.	7,110	0	0	0	0	0
6530	Conference Costs - Council Members	7,236	10	11,768	13,600	2,400	5,950
6531	Economic Development Travel	0	0	0	0	0	7,500
	TOTAL MAINTENANCE AND OPERATIONS	27,655	8,958	21,856	35,878	21,548	33,399
	TOTAL EXPENDITURES	128,611	103,147	123,658	153,271	140,810	183,600

CITY CLERK'S OFFICE
10201010

ACCOUNT	DESCRIPTION	FY14/15 ACTUALS	FY15/16 ACTUALS	FY16/17 ACTUAL	FY17/18 ADOPTED	FY17/18 ESTIMATE	FY18/19 PROPOSED
REVENUE							
4348	Interfund Charges - Admin. Overhead	(83,200)	(23,493)	(68,281)	(68,281)	(68,281)	(54,842)
4659	Refunds and Reimbursements	(343)	(1,719)	(612)	0	(717)	0
4662	Reimbursement-RDA to City	(861)	0	0	0	0	0
TOTAL REVENUE		(84,404)	(25,212)	(68,893)	(68,281)	(68,998)	(54,842)
SALARIES AND BENEFITS							
5000	Salaries / Full-time	128,581	159,741	172,388	179,819	177,858	179,819
5100	Salaries/Overtime	14	592	1,353	1,300	592	1,300
5105	Salaries - Leave Payout	9,454	14,780	13,260	13,513	13,513	13,513
5200	Salaries - Auto & Expense Allowance	6,900	6,900	6,825	6,000	6,000	6,000
5300	Public Employees Retirement System	25,605	34,249	39,827	37,335	40,690	42,285
5302	Long Term Disability Insurance	432	520	581	580	574	580
5303	Life Insurance Premiums	171	169	175	171	171	171
5304	Worker's Compensation Insurance	10,199	13,740	15,081	15,969	15,203	16,576
5305	Medicare Tax - Employer's Share	2,159	2,546	3,916	2,942	1,673	2,942
5308	Deferred Compensation / Full-time	1,593	1,662	2,151	2,235	2,034	2,235
5309	Unemployment Insurance	546	476	420	420	420	420
5310	Section 125 Benefit Allow.	17,614	30,329	26,790	26,780	25,107	25,140
TOTAL SALARIES AND BENEFITS		203,269	265,703	282,766	287,064	283,835	290,981
MAINTENANCE AND OPERATIONS							
6402	Telephone and Fax Charges	641	600	962	1,335	1,200	1,335
6411	Advertising - Bids and Legal Notices	2,975	3,343	2,564	4,500	3,000	4,500
6414	Professional Dues	569	589	494	600	510	600
6416	Office Supplies - Expendable	1,866	1,653	1,895	2,500	2,500	2,500
6418	Postage - Other Mailing Costs	202	414	241	450	130	300
6440	Contracted Services	820	5,215	2,362	6,500	3,780	6,500
6530	Conference, Training, Education	1,409	173	617	3,000	500	1,800
6562	Retiree Insurance Premiums	4,401	5,281	5,286	5,580	5,580	5,580
6563	Public Employee Bonding Premium	255	(55)	370	100	100	100
6704	Intergovernmental Charge - Election Cost	893	16,024	73,257	0	0	26,000
6900	Interfund Charges - Fac. Maint	2,873	1,325	1,325	4,125	4,125	4,245
6902	Interfund Charges - Central Supply	49	129	70	300	100	220
6918	Interfund Charges-Computer Maint.	8,047	8,913	12,163	12,163	11,603	10,022
6920	Interfund Charges - Computer Replacement	0	1,106	1,106	1,106	1,106	2,857
7000	Computer Equipment and Peripherals	0	0	0	0	0	0
TOTAL MAINTENANCE AND OPERATIONS		25,000	44,710	102,712	42,259	34,234	66,559
TOTAL EXPENDITURES		228,269	310,413	385,478	329,323	318,069	357,540

CITY ATTORNEY'S OFFICE DEPARTMENT SUMMARY

The City Attorney provides legal training and advice to the City Council, City Manager, Commissioners and Department Heads. The City Attorney investigates and defends claims against the City and resolves them as directed by the City Council. At the direction of the City Council, the City Attorney may initiate litigation to enforce the City's rights or to protect the public health, safety or welfare. The City Attorney also drafts and approves the form of contracts and other legal documents including ordinances, resolutions and legal notices.

City Attorney - Org 10201400

About 90% of the City Attorney's budget is made up of personnel costs related to the City Attorney and the Legal Assistant. There are not significant changes to the Fiscal Year 2018/2019 Budget, as compared to the 2017/2018 Adopted Budget.



Key Accomplishments

- ❖ Maintained quality level of legal counsel service with single attorney office
- ❖ Managed litigation for the City
- ❖ Worked to improve efficiency of day to day activities of the City Attorney's Office

Goals and Performance Measures

Departmental Goals

- ❖ Maintain high level of legal counsel service to City Council and Departments
- ❖ Evaluate and improve litigation monitoring and management procedures
- ❖ Help develop email and document retention policy in cooperation with key departments such as IT

Performance Measures

No specific performance measure.

Prepare and conduct quarterly briefings with the City Council on existing and pending litigation.

Adoption of email and document retention policy

CITY ATTORNEY
10201400

ACCOUNT	DESCRIPTION	FY14/15 ACTUALS	FY15/16 ACTUALS	FY16/17 ACTUAL	FY17/18 ADOPTED	FY17/18 ESTIMATE	FY18/19 PROPOSED
REVENUE							
4343	Interfund Charges - Legal fees	(3,378)	(3,764)	(3,303)	(3,590)	(3,590)	(3,839)
4348	Interfund Charges - Admin. Overhead	(59,533)	(22,323)	(27,375)	(27,375)	(27,375)	(27,349)
4659	Refunds and Reimbursements	(3,110)	(3,950)	(7,420)	(1,000)	(3,700)	(1,000)
4661	Reimbursement-Housing Auth to City	0	0	0	(5,000)	(4,300)	(5,000)
4662	Reimbursement-RDA to City	(95,165)	0	0	0	0	0
TOTAL REVENUE		(161,186)	(30,037)	(38,098)	(36,965)	(38,965)	(37,188)
SALARIES AND BENEFITS							
5000	Salaries / Full-time	222,567	275,550	285,303	292,818	281,729	275,990
5105	Salaries - Leave Payout	4,907	1,236	9,042	21,074	21,074	21,074
5200	Salaries - Auto & Expense Allowance	900	900	150	0	0	0
5300	Public Employees Retirement System	44,032	58,930	64,952	59,198	64,563	55,331
5302	Long Term Disability Insurance	614	625	646	646	640	585
5303	Life Insurance Premiums	171	171	175	171	171	171
5304	Worker's Compensation Insurance	17,650	22,620	24,580	25,818	24,456	25,259
5305	Medicare Tax - Employer's Share	3,298	4,102	5,040	4,647	3,500	4,684
5308	Deferred Compensation / Full-time	2,683	2,860	2,982	3,000	2,822	2,293
5309	Unemployment Insurance	546	476	420	420	420	420
5310	Section 125 Benefit Allow.	33,651	29,194	26,892	28,717	21,004	39,919
TOTAL SALARIES AND BENEFITS		331,020	396,663	420,181	436,509	420,379	425,726
MAINTENANCE AND OPERATIONS							
6402	Telephone and Fax Charges	879	858	1,682	1,100	1,400	1,100
6414	Professional Dues	380	380	420	500	430	500
6415	Publications and Subscriptions	5,464	5,002	5,143	5,200	5,200	5,200
6416	Office Supplies - Expendable	834	668	443	1,000	442	1,000
6440	Contracted Services	1,387	1,604	1,069	1,400	1,415	1,400
6444	Contract Legal Services	152	434	195	3,400	80	3,400
6530	Conference, Training, Education	1,334	1,499	1,767	3,000	1,750	1,800
6562	Retiree Insurance Premiums	8,080	9,993	10,902	8,952	8,952	8,952
6900	Interfund Charges - Fac. Maint	3,910	1,804	1,804	5,616	5,616	5,778
6902	Interfund Charges - Central Supply	0	32	0	100	100	100
6918	Interfund Charges - Computer Maint.	15,157	5,942	8,108	8,108	7,735	10,022
6920	Interfund Charges-Computer Replacement	0	737	737	737	737	2,657
TOTAL MAINTENANCE AND OPERATIONS		37,577	28,952	32,270	39,113	33,857	41,909
TOTAL EXPENDITURES		368,597	425,615	452,451	475,622	454,237	467,635

FINANCE

DEPARTMENT SUMMARY

The Financial Services Department (Finance) provides various accounting and business services for the City of Madera. Included in these services are: financial reporting, general ledger maintenance, payroll, accounts payable, accounts receivable, purchasing, utility billing and collections, business licensing, debt management, investment portfolio management and the preparation and maintenance of the City's annual budget. Financial Services also oversees the Fleet Internal Services Fund and Grants.

Finance - Or 10201200

The Finance Org 10201200 budget includes the revenues and expenditures related to financial reporting, general ledger maintenance, payroll, accounts payable, accounts receivable, investment portfolio management and the City's budget. Finance is able to recapture some of its expenses for the services it provides to other departments through the City's indirect cost allocation for Administration and Overhead. Because Finance is within the General Fund, it does not charge other General Fund departments for Administration and Overhead. It only charges the non-General Fund departments that it serves.

Finance Utility Billing -Org 20301220, 20401230, 47601235

The Utility Billing division of the Financial Services Department provides the billing and collection services for the City's Utility Funds, which include Water, Sewer, Solid Waste and Storm Drainage. The costs for these services are charged directly to and reimbursed by the Utility Funds, with 50% coming from Water, 25% coming from Sewer and 25% coming from Solid Waste.

Purchasing - Org 10201210

Purchasing provides support for all City departments to ensure compliance with various purchasing rules and regulations and to ensure that the City is achieving economy of scale. We assist vendors in doing business with the City and encourage local vendors to do business with the City. We manage the Central Supply Warehouse, oversee the City's credit card programs and dispose of surplus property. Funding for this department is cost allocated throughout various City departments.

CFD 2005-1 - Org 48000000

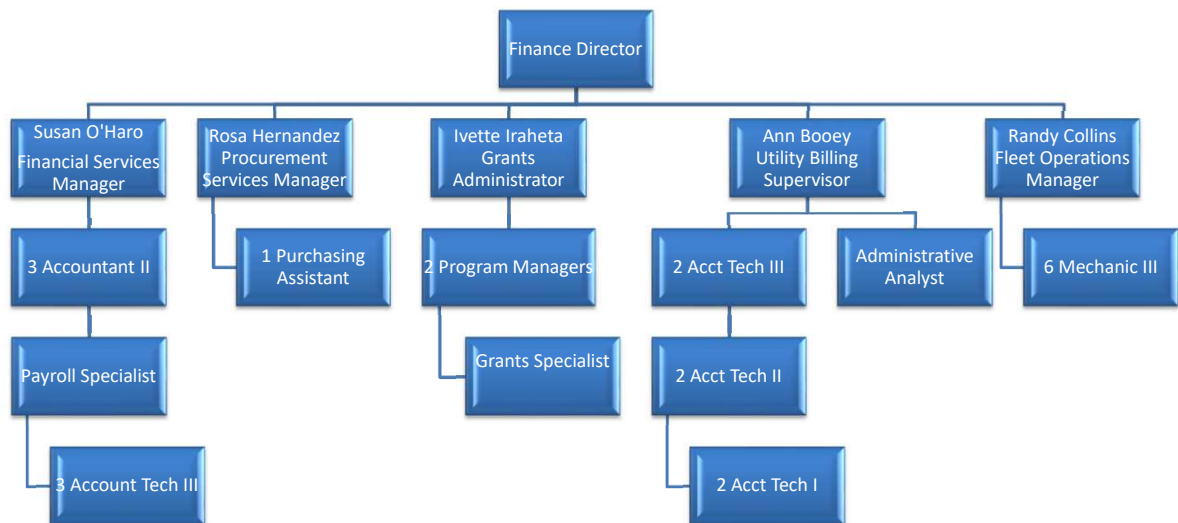
The City of Madera established the Community Facilities District 2005-1 (CFD 2005-1) per the Mello-Roos Community Facilities Act of 1982 on November 16, 2005. The purpose of the "District" was to authorize a levy of special taxes within the District to finance police services, fire protection and suppression services, park maintenance, and storm drainage system operation and maintenance.

CFD 2006-1 - Org 48010000

In December 2006 the City of Madera issued \$2,885,000 30 year Special Tax Bonds which were to be paid by the Community Facility District 2006 (CFD 2006-1) via a levy of special taxes. The proceeds of the Bonds were used to finance a portion of costs associated with acquiring certain public improvements related to the Madera East Olive Avenue Specific Plan. The improvements consisted of roadway, water improvements and other infrastructure necessary for the development of the property within the District.

Parks Facilities Lease Administration - Org 80200000

Parks Facilities Lease Administration is a debt service budget that is also handled by Finance.



Key Accomplishments

- ❖ Successfully completed the Fiscal Year 2016/2017 Audit which reflected General Fund expenditures and revenues within less than 1% of budget
- ❖ Obtained the CSMFO (California Society of Municipal Finance Officers) Excellence in Budgeting Award for the City of Madera 2017/201 Budget
- ❖ Successfully implemented the Business License Module in Tyler Munis and engaged the help of an outside contractor to improve licensing compliance
- ❖ Successfully implemented the Payroll and Executime modules in Tyler Munis
- ❖ Successfully completed the implementation of Tyler Munis core financials, which went live on August 1, 2016
- ❖ Improved regional training opportunities by taking a leadership position in the Southern San Joaquin Valley Chapter of the CSMFO

Goals and Performance Measures

Departmental Goals

- ❖ Submit the City of Madera 2018/2019 Operational Budget for the CSMFO Excellence in Budgeting Award again
- ❖ Continue to provide opportunities for staff to receive educational training related to their work
- ❖ Successfully implement the Business Licensing portion of the new Tyler Munis software program during Fiscal Year 2017/2018
- ❖ Improve Business Licensing compliance and collections through audits to be completed by an outside contractor
- ❖ Present the City Council with proposed revisions to the City of Madera Municipal Code for improvements related to business licensing
- ❖ Provide utility customers with useful and timely information to help them monitor their water usage through the use of the Sensus automated meter reading (AMR) system

Performance Measures

- Submission of adopted budget to CSMFO and Receipt of Excellence in Budgeting Award
- Provide at least 1 in-house training opportunity and Track training opportunity attendance for all employees
- A clean implementation of the Business Licensing module
- Increase Business Licensing revenue by \$100,000, including Rental Business Licensing
- Completion of updated ordinance and submission to Council for consideration
- Roll out on-line portal for water usage data for use by all utility customers

FINANCE
10201200

ACCOUNT	DESCRIPTION	FY14/15 ACTUALS	FY15/16 ACTUALS	FY16/17 ACTUAL	FY17/18 ADOPTED	FY17/18 ESTIMATE	FY18/19 PROPOSED
REVENUE							
4202	Business License Application Fees	(21,191)	(20,281)	(21,661)	(21,000)	(27,140)	(25,000)
4205	State SB-1186 Fees -(Business License)	(102)	(123)	(105)	0	(130)	0
	Rental Business License App. Fees	(425)	(876)	0	(800)	0	0
4208	Late Payment-Other Penalty	(80)	240	(7,093)	(1,000)	(10,000)	(10,000)
4346	Interfund Charges - Cost Distribution	0		0	0	0	0
4348	Interfund Charges - Admin. Overhead	(233,321)	(561,404)	(575,513)	(566,651)	(566,651)	(449,221)
4353	Interfund Charges - Software	0	0	(70,131)	(94,637)	(51,793)	(41,434)
4355	Transfer In - PD Building Loan Payment	0	0	0	0	0	(112,000)
4551	Fines & Violations	(75)	(2,078)	(75)	(2,000)	(1,000)	(1,000)
4657	Miscellaneous Revenue	(1,803)	(525)	(7,335)	(2,500)	(5,991)	(5,000)
4659	Refunds and Reimbursements	83	0	(1,007)	0	(5,000)	0
4662	Reimbursement-RDA to City	(25,288)	0	0	0	0	0
4682	Collection Recovery-Business License	(12,596)	(629)	(13,727)	(7,000)	(14,000)	(9,000)
	TOTAL REVENUE	(294,797)	(585,676)	(696,647)	(695,588)	(681,705)	(652,655)
SALARIES AND BENEFITS							
5000	Salaries / Full-time	285,397	301,774	324,263	344,043	326,715	365,100
5005	Salaries / Part-time	587	0	0	0	0	0
5100	Salaries / Overtime	103	110	1,172	0	141	0
5105	Salaries - Leave Payout	6,562	8,748	5,293	8,205	8,205	9,284
5200	Salaries - Auto and Expense Allowance	1,087	1,050	1,050	1,050	1,050	1,050
5300	Public Employees Retirement System	39,789	40,677	55,323	71,755	81,854	87,677
5302	Long Term Disability Insurance	995	956	1,046	1,124	1,079	1,200
5303	Life Insurance Premiums	285	268	287	292	288	302
5304	Worker's Compensation Insurance	22,762	24,643	27,808	30,334	28,339	33,414
5305	Medicare Tax - Employer's Share	4,378	4,532	5,409	5,319	4,637	5,757
5308	Deferred Compensation / Full-time	8,541	8,261	9,289	9,936	9,068	10,821
5309	Unemployment Insurance	1,524	1,125	1,104	1,008	1,008	1,050
5310	Section 125 Benefit Allow.	94,686	90,444	64,962	64,231	46,664	47,758
	TOTAL SALARIES AND BENEFITS	466,698	482,588	497,005	537,298	509,048	563,413
MAINTENANCE AND OPERATIONS							
6402	Telephone and Fax Charges	3,695	3,512	4,080	3,900	3,900	3,900
6410	Recruiting Expenses	0	40	1,996	1,000	200	200
6414	Professional Dues	970	2,033	595	1,500	1,000	1,000
6416	Office Supplies - Expendable	6,724	7,024	6,735	6,000	2,500	4,000
6417	Software Costs	0	179,676	0	0	0	0
6418	Postage - Other Mailing Costs	3,913	8,820	11,369	11,000	7,000	8,000
6440	Contracted Services	164,244	136,521	159,172	134,000	134,000	134,000
6441	Contracted Services - Parking Citations	2,103	1,876	1,076	2,000	3,200	3,500
6450	Bad Debt Expense	0	0	0	0	1,000	1,000
6530	Conference, Training, Education	6,948	3,031	6,414	4,000	4,000	6,000
6563	Public Employee Bonding Premium	4,477	4,477	4,477	4,500	4,500	4,500
6564	Fidelity Bond Premium	0	0	0	5,000	5,000	5,000
6561	Other Expenses	0	3,132	0	0	0	0
6900	Interfund Charge Fac. Maint.	14,519	6,699	6,699	20,851	20,851	21,455
6902	Interfund Charges - Central Supply	3	76	155	0	400	400
6918	Interfund Charges-Computer Maint.	35,000	29,709	41,377	41,377	38,676	24,054
6920	Interfund Charges- Computer Rplcmt	0	3,685	3,685	3,685	3,685	5,777
	TOTAL MAINTENANCE AND OPERATIONS	242,597	390,310	247,829	238,813	229,912	222,786
DEBT SERVICE							
8000	Interest Expense	0	11,352	19,487	15,099	15,099	10,592
8002	Lease Payment - Principal	0	78,797	160,812	165,199	165,199	169,707
	TOTAL DEBT SERVICE	0	90,149	180,298	180,298	180,298	180,299
CAPITAL OUTLAY							
7000	Vehicles and Equipment	512	284,033	260,217	365,446	200,000	160,000
	TOTAL CAPITAL OUTLAY	512	284,033	260,217	365,446	200,000	160,000
	TOTAL EXPENDITURES	709,807	1,247,080	1,185,350	1,321,855	1,119,258	1,126,498

"Formerly" FINANCE UTILITY BILLING

20301220

ACCOUNT	DESCRIPTION	FY14/15 ACTUALS	FY15/16 ACTUALS	FY16/17 ACTUAL	FY17/18 ADOPTED	FY17/18 ESTIMATE	FY18/19 PROPOSED
REVENUE							
4355	Transfer In from Fund 20300 Water	(594,385)	(670,397)	0	0	0	0
4355	Transfer In from Fund 20400 Sewer	(297,193)	(335,198)	0	0	0	0
4355	Transfer In from fund 47600 Solid Waste	(297,193)	(335,198)	0	0	0	0
4659	Refunds and Reimbursements	0	0	0	0	0	0
4682	Collection Recovery	(2,197)	(179)	0	0	0	0
TOTAL REVENUE		(1,190,969)	(1,340,972)	0	0	0	0
SALARIES AND BENEFITS							
5000	Salaries / Full-time	474,677	482,776	0	0	0	0
5005	Salaries / Part-time	46,322	57,269	0	0	0	0
5100	Salaries / Overtime	865	2,757	0	0	0	0
5105	Salaries - Leave Payout	3,466	21,365	0	0	0	0
5110	Salaries / Uniform Pay	750	500	0	0	0	0
5200	Salaries - Auto and Expense Allowance	413	450	0	0	0	0
5300	Public Employees Retirement System	119,333	131,206	0	0	0	0
5302	Long Term Disability Insurance	1,703	1,677	0	0	0	0
5303	Life Insurance Premiums	576	519	0	0	0	0
5304	Worker's Compensation Insurance	41,686	46,301	0	0	0	0
5305	Medicare Tax - Employer's Share	7,842	8,501	0	0	0	0
5307	Deferred Compensation / Part-time	1,744	2,157	0	0	0	0
5308	Deferred Compensation / Full-time	18,314	17,977	0	0	0	0
5309	Unemployment Insurance	3,905	4,330	0	0	0	0
5310	Section 125 Benefit Allow.	217,844	195,106	0	0	0	0
TOTAL SALARIES AND BENEFITS		939,440	972,890	0	0	0	0
MAINTENANCE AND OPERATIONS							
6402	Telephone & Fax Charges	5,898	5,566	0	0	0	0
6416	Office Supplies	19,972	10,140	0	0	0	0
6418	Postage	70,137	62,902	0	0	0	0
6425	Vehicle Fuel, Supplies & Maintenance	4,514	3,068	0	0	0	0
6440	Contracted Services	80,844	111,967	0	0	0	0
6450	Bad Debt Expense	0	0	0	0	0	0
6451	Bank Service Charges	19,618	24,220	0	0	0	0
6530	Building Supplies	89	0	0	0	0	0
6580	OPEB Expense	0	0	0	0	0	0
6530	Conference, Training, Education	324	72	0	0	0	0
6902	Interfund Charges Central Supply	285	457	0	0	0	0
6904	Interfund Charges Admin Overhead	0	55,769	0	0	0	0
6908	Interfund Charges Vehicle Repairs	9,549	9,640	0	0	0	0
6907	Interfund Charges Vehicle Replacements	4,227	4,693	0	0	0	0
6918	Interfund Charges - Computer Maint.	32,308	38,622	0	0	0	0
6920	Interfund Charges-Computer Replacement	0	4,791	0	0	0	0
TOTAL MAINTENANCE AND OPERATIONS		247,766	331,906	0	0	0	0
CAPITAL OUTLAY							
7000	Office Furniture	1,178	880	0	0	0	0
7000	Computer Equipment	0	0	0	0	0	0
8000	Interest Expense	3,014	4,588	0	0	0	0
TOTAL CAPITAL OUTLAY		4,193	5,468	0	0	0	0
TOTAL EXPENDITURES		1,191,398	1,310,264	0	0	0	0

FINANCE UTILITY BILLING - WATER

20301220

ACCOUNT	DESCRIPTION	FY14/15 ACTUALS	FY15/16 ACTUALS	FY16/17 ACTUAL	FY17/18 ADOPTED	FY17/18 ESTIMATE	FY18/19 PROPOSED
SALARIES AND BENEFITS							
5000	Salaries / Full-time	0	0	224,065	290,392	243,311	296,299
5005	Salaries / Part-time	0	0	35,392	33,834	32,525	35,351
5100	Salaries / Overtime	0	0	2,669	0	379	0
5105	Salaries - Leave Payout	0	0	271	2,211	2,211	2,184
5110	Salaries / Uniform Pay	0	0	0	0	0	0
5200	Salaries - Auto and Expense Allowance	0	0	244	225	225	225
5300	Public Employees Retirement System	0	0	59,961	65,592	68,996	76,931
5302	Long Term Disability Insurance	0	0	850	1,021	859	1,042
5303	Life Insurance Premiums	0	0	247	298	248	298
5304	Worker's Compensation Insurance	0	0	22,577	28,587	24,144	30,353
5305	Medicare Tax - Employer's Share	0	0	4,061	4,918	4,079	5,029
5307	Deferred Compensation / Part-time	0	0	1,177	1,269	929	1,326
5308	Deferred Compensation / Full-time	0	0	8,588	11,229	8,788	11,477
5309	Unemployment Insurance	0	0	1,741	1,717	1,717	1,717
5310	Section 125 Benefit Allow.	0	0	97,405	108,745	106,639	107,097
TOTAL SALARIES AND BENEFITS		0	0	459,248	550,038	495,050	569,329
MAINTENANCE AND OPERATIONS							
6402	Telephone & Fax Charges	0	0	3,905	3,000	8,000	8,000
6411	Advertising/Bids and Notices	0	0	384	400	100	400
6415	Subscriptions	0	0	0	0	0	0
6416	Office Supplies	0	0	5,194	8,000	4,800	8,000
7025	Software	0	0	0	0	0	0
6418	Postage	0	0	42,049	45,000	39,000	45,000
6425	Vehicle Fuel, Supplies & Maintenance	0	0	2,567	3,250	1,700	3,250
6440	Contracted Services	0	0	35,497	47,500	32,500	47,500
6450	Bad Debt Expense	0	0	0	0	0	0
6451	Bank Service Charges	0	0	22,917	26,000	26,000	27,000
6530	Conference, Training, Education	0	0	82	500	100	500
6532	Maintenance/Other Supplies	0	0	15	0	0	0
6580	OPEB Expense	0	0	0	1,650	1,650	1,650
6900	Interfund Charge Fac. Maint.	0	0	0	0	0	0
6902	Interfund Charges Central Supply	0	0	97	150	115	150
6903	Interfund Charges - Cost Distribution	0	0	0	0	0	0
6904	Interfund Charges Admin Overhead	0	0	25,959	26,356	26,356	40,760
6907	Interfund Charges Vehicle Replacements	0	0	0	2,473	2,473	0
6908	Interfund Charges Vehicle Repairs	0	0	5,548	5,480	5,480	0
6918	Interfund Charges - Computer Maint.	0	0	26,354	26,354	25,139	33,211
6920	Interfund Charges-Computer Replacement	0	0	2,396	2,395	2,395	7,486
6923	Interfund Charges- Software	0	0	5,751	9,464	9,464	4,143
6924	Interfund Charges - Motor Rental	0	0	0	0	0	2,970
TOTAL MAINTENANCE AND OPERATIONS		0	0	178,714	207,971	185,272	230,020
CAPITAL OUTLAY							
7000	Office Furniture	0	0	359	500	500	500
TOTAL CAPITAL OUTLAY		0	0	359	500	500	500
TRANSFERS OUT							
8000	Interest Expense	0	0	8,647	2,000	4,500	7,500
8220	Transfers Out - Insurance Reserve	0	0	0	0	0	9,390
TOTAL TRANSFERS OUT		0	0	8,647	2,000	4,500	16,890
TOTAL EXPENDITURES		0	0	646,968	760,509	685,322	816,739

FINANCE UTILITY BILLING - SEWER
20401230

ACCOUNT	DESCRIPTION	FY14/15 ACTUALS	FY15/16 ACTUALS	FY16/17 ACTUAL	FY17/18 ADOPTED	FY17/18 ESTIMATE	FY18/19 PROPOSED
SALARIES AND BENEFITS							
5000	Salaries / Full-time	0	0	112,033	145,196	121,064	148,149
5005	Salaries / Part-time	0	0	17,696	16,917	16,263	17,675
5100	Salaries / Overtime	0	0	1,334	0	190	0
5105	Salaries - Leave Payout	0	0	1,064	1,105	1,105	1,092
5110	Salaries / Uniform Pay	0	0	0	0	0	0
5200	Salaries - Auto and Expense Allowance	0	0	103	113	113	113
5300	Public Employees Retirement System	0	0	29,981	32,796	34,471	38,466
5302	Long Term Disability Insurance	0	0	374	510	430	521
5303	Life Insurance Premiums	0	0	108	149	124	149
5304	Worker's Compensation Insurance	0	0	11,289	14,294	12,021	15,176
5305	Medicare Tax - Employer's Share	0	0	2,031	2,459	2,032	2,515
5307	Deferred Compensation / Part-time	0	0	588	634	453	663
5308	Deferred Compensation / Full-time	0	0	4,294	5,615	4,389	5,739
5309	Unemployment Insurance	0	0	871	858	858	858
5310	Section 125 Benefit Allow.	0	0	42,951	54,372	53,320	53,549
TOTAL SALARIES AND BENEFITS		0	0	224,716	275,019	246,834	284,665
MAINTENANCE AND OPERATIONS							
6402	Telephone & Fax Charges	0	0	1,538	1,500	3,500	4,000
6411	Advertising & Publication	0	0	192	200	50	200
6416	Office Supplies	0	0	3,134	4,000	2,400	4,000
6418	Postage	0	0	20,162	22,500	19,000	22,500
6425	Vehicle Fuel, Supplies & Maintenance	0	0	264	1,625	700	1,625
6440	Contracted Services	0	0	16,305	23,750	16,200	23,750
6451	Bank Service Charges	0	0	12,172	13,000	13,000	13,500
6580	OPEB Expense	0	0	0	825	825	825
6530	Conference, Training, Education	0	0	41	250	50	250
6902	Interfund Charges Central Supply	0	0	9	75	58	75
6904	Interfund Charges Admin Overhead	0	0	13,178	13,178	13,178	19,977
6908	Interfund Charges Vehicle Repairs	0	0	2,774	2,740	2,740	0
6907	Interfund Charges Vehicle Replacements	0	0	0	1,237	1,237	0
6923	Interfund Charges- Software	0	0	2,875	4,732	4,732	2,072
6918	Interfund Charges - Computer Maint.	0	0	13,177	13,177	12,570	16,606
6920	Interfund Charges-Computer Replacement	0	0	1,198	1,198	1,198	3,743
6924	Interfund Charges - Motor Rental	0	0	0	0	0	1,485
TOTAL MAINTENANCE AND OPERATIONS		0	0	87,016	103,986	91,437	114,608
CAPITAL OUTLAY							
7000	Office Furniture	0	0	179	250	250	250
TOTAL CAPITAL OUTLAY		0	0	179	250	250	250
TRANSFERS OUT							
8000	Interest Expense	0	0	0	1,000	3,750	2,250
8220	Transfers Out - Insurance Reserve	0	0	0	0	0	4,695
TOTAL TRANSFERS OUT		0	0	0	1,000	3,750	6,945
TOTAL EXPENDITURES		0	0	311,912	380,254	342,270	406,467

FINANCE UTILITY BILLING - SOLID WASTE

47601235

ACCOUNT	DESCRIPTION	FY14/15 ACTUALS	FY15/16 ACTUALS	FY16/17 ACTUAL	FY17/18 ADOPTED	FY17/18 ESTIMATE	FY18/19 PROPOSED
SALARIES AND BENEFITS							
5000	Salaries / Full-time	0	0	112,033	145,196	121,064	148,149
5005	Salaries / Part-time	0	0	17,696	16,917	16,263	17,675
5100	Salaries / Overtime	0	0	1,334	0	190	0
5105	Salaries - Leave Payout	0	0	1,064	1,105	1,105	1,092
5110	Salaries / Uniform Pay	0	0	0	0	0	0
5200	Salaries - Auto and Expense Allowance	0	0	103	113	113	113
5300	Public Employees Retirement System	0	0	29,981	32,796	34,471	38,466
5302	Long Term Disability Insurance	0	0	374	510	430	521
5303	Life Insurance Premiums	0	0	108	149	124	149
5304	Worker's Compensation Insurance	0	0	11,289	14,294	12,021	15,176
5305	Medicare Tax - Employer's Share	0	0	2,031	2,459	2,032	2,515
5307	Deferred Compensation / Part-time	0	0	588	634	453	663
5308	Deferred Compensation / Full-time	0	0	4,294	5,615	4,389	5,739
5309	Unemployment Insurance	0	0	871	858	858	858
5310	Section 125 Benefit Allow.	0	0	42,951	54,372	53,320	53,549
TOTAL SALARIES AND BENEFITS		0	0	224,716	275,019	246,834	284,665
MAINTENANCE AND OPERATIONS							
6402	Telephone & Fax Charges	0	0	1,528	1,500	3,500	4,000
6411	Advertising & Publication	0	0	192	200	50	200
6416	Office Supplies	0	0	3,165	4,000	2,400	4,000
6418	Postage	0	0	20,162	22,500	19,000	22,500
6425	Vehicle Fuel, Supplies & Maintenance	0	0	264	1,625	700	1,625
6440	Contracted Services	0	0	16,274	23,750	16,200	23,750
6451	Bank Service Charges	0	0	12,065	13,000	13,000	13,500
6580	OPEB Expense	0	0	0	825	825	825
6530	Conference, Training, Education	0	0	41	250	50	250
6902	Interfund Charges Central Supply	0	0	9	75	58	75
6904	Interfund Charges Admin Overhead	0	0	13,178	13,178	13,178	19,977
6908	Interfund Charges Vehicle Repairs	0	0	2,774	2,740	2,740	0
6907	Interfund Charges Vehicle Replacements	0	0	0	1,237	1,237	0
6918	Interfund Charges - Computer Maint.	0	0	13,177	13,177	12,570	16,606
6923	Interfund Charges- Software	0	0	2,875	4,732	4,732	2,072
6920	Interfund Charges-Computer Replacement	0	0	1,198	1,198	1,198	3,743
6924	Interfund Charges - Motor Rental	0	0	0	0	0	1,485
TOTAL MAINTENANCE AND OPERATIONS		0	0	86,900	103,986	91,437	114,608
CAPITAL OUTLAY							
7000	Office Furniture	0	0	179	250	250	250
TOTAL CAPITAL OUTLAY		0	0	179	250	250	250
TRANSFERS OUT							
8000	Interest Expense	0	0	0	1,000	3,750	2,250
8220	Transfers Out - Insurance Reserve	0	0	0	0	0	4,695
TOTAL TRANSFERS OUT		0	0	0	1,000	3,750	6,945
TOTAL EXPENDITURES		0	0	311,795	380,254	342,270	406,467

PURCHASING
10201210

ACCOUNT	DESCRIPTION	FY14/15 ACTUALS	FY15/16 ACTUALS	FY16/17 ACTUAL	FY17/18 ADOPTED	FY17/18 ESTIMATE	FY18/19 PROPOSED
REVENUE							
4348	Interfund Charges - Admin. Overhead	(118,599)	(116,103)	(132,426)	(132,426)	(132,426)	(92,474)
	TOTAL REVENUE	(118,599)	(116,103)	(132,426)	(132,426)	(132,426)	(92,474)
SALARIES AND BENEFITS							
5000	Salaries / Full-Time	91,622	103,314	104,343	97,180	92,519	98,759
5100	Salaries / Overtime	0	60	1,193	0	239	0
5300	Public Employees Retirement System	21,855	26,475	27,100	21,784	23,588	24,961
5302	Long Term Disability Insurance	322	361	378	350	342	356
5303	Life Insurance Premiums	102	102	96	102	81	102
5304	Worker's Compensation Insurance	7,265	8,498	9,044	8,568	8,104	9,038
5305	Medicare Tax - Employer's Share	1,288	1,541	1,574	1,468	1,381	1,492
5308	Deferred Compensation / Full-Time	3,853	4,326	4,432	4,082	3,754	4,148
5309	Unemployment Insurance	546	476	443	420	420	420
5310	Section 125 Benefit Allowance	39,564	36,357	23,860	19,022	27,338	25,140
	TOTAL SALARIES AND BENEFITS	166,417	181,510	172,462	152,976	157,766	164,416
MAINTENANCE AND OPERATIONS							
6402	Telephone and Fax Charges	1,220	1,080	1,107	1,100	1,300	1,100
6411	Advertising - Bids and Legal Notices	323	481	199	300	500	300
6416	Office Supplies - Expendable	847	772	1,129	900	900	500
6418	Postage - Other Mailing Costs	57	156	9	100	100	100
6425	Vehicle Fuel, Supplies & Maintenance	45	78	45	100	250	100
6440	Contracted Services	2,588	2,500	2,825	3,200	3,680	3,200
6532	Supplies	281	0	30	200	100	100
6530	Conference, Training, Education	566	455	749	500	800	1,000
6900	Interfund Charges - Fac. Maint	9,424	3,819	3,819	13,534	13,534	13,926
6902	Interfund Charges - Central Supply	370	575	647	850	850	850
6908	Interfund Charges - Vehicle Repairs	1,952	1,971	2,268	2,240	2,241	0
6907	Interfund Charges - Vehicle Replacement	133	133	0	150	150	0
6918	Interfund Charges - Computer Maint.	5,385	5,941	8,108	8,108	7,735	10,022
6920	Interfund Charges-Computer Replacement	0	737	737	737	737	2,657
6924	Interfund Charges - Motor Rental	0	0	0	0	0	812
	TOTAL MAINTENANCE AND OPERATIONS	23,191	18,698	21,673	32,019	32,877	34,667
	TOTAL EXPENDITURES	189,608	200,208	194,136	184,995	190,642	199,083

CFD 2005-1, CITY-WIDE SERVICES
48000000

ACCOUNT	DESCRIPTION	FY14/15 ACTUALS	FY15/16 ACTUALS	FY16/17 ACTUAL	FY17/18 ADOPTED	FY17/18 ESTIMATE	FY18/19 PROPOSED
REVENUE							
4000	CFD Taxes	(263,610)	(308,996)	(348,297)	(269,000)	(370,000)	(390,000)
4162	Interest Income	(9,664)	(7,680)	(3,544)	0	(126)	-
	TOTAL REVENUE	(273,274)	(316,676)	(351,841)	(269,000)	(370,126)	(390,000)
MAINTENANCE AND OPERATIONS							
6440	Contracted Services	5,514	5,374	7,932	6,000	6,000	6,000
6904	Interfund Charges - Admin. Overhead	3,609	1,356	1,650	1,663	1,663	326
	TOTAL MAINTENANCE AND OPERATIONS	9,123	6,730	9,582	7,663	7,663	6,326
TRANSFERS OUT							
8200	Operating Transfers to Other Funds	0	500,000	800,000	500,000	500,000	300,000
	TOTAL TRANSFERS OUT	0	500,000	800,000	500,000	500,000	300,000
	TOTAL EXPENDITURES	9,123	506,730	809,582	507,663	507,663	306,326

CFD 2006-1, KB HOME
48010000

ACCOUNT	DESCRIPTION	FY14/15 ACTUALS	FY15/16 ACTUALS	FY16/17 ACTUAL	FY17/18 ADOPTED	FY17/18 ESTIMATE	FY18/19 PROPOSED
REVENUE							
4000	CFD Taxes	(186,724)	(186,903)	(197,066)	(185,000)	(185,000)	(185,000)
4162	Interest Income	0	0	0	0	0	0
	TOTAL REVENUE	(186,724)	(186,903)	(197,066)	(185,000)	(185,000)	(185,000)
MAINTENANCE AND OPERATIONS							
6440	Contracted Services	9,479	7,838	7,166	7,000	7,000	7,100
6904	Interfund Charges - Admin Overhead	0	561	497	501	501	385
	TOTAL MAINTENANCE AND OPERATIONS	9,479	8,399	7,663	7,501	7,501	7,485
TRANSFERS OUT							
8210	Operating Transfers to Other Funds (Debt Service)	169,565	172,970	176,120	179,030	179,030	164,725
	TOTAL TRANSFERS OUT	169,565	172,970	176,120	179,030	179,030	164,725
	TOTAL EXPENDITURES	179,044	181,369	183,783	186,531	186,531	172,210

CFD DEBT FUND - 2006 BONDS
48500000

ACCOUNT	DESCRIPTION	FY14/15 ACTUALS	FY15/16 ACTUALS	FY16/17 ACTUAL	FY17/18 ADOPTED	FY17/18 ESTIMATE	FY18/19 PROPOSED
REVENUE							
4162	Interest Income	(1,574)	(1,779)	(3,823)	(1,600)	(1,600)	(1,600)
4355	Transfer-in	(169,565)	(172,970)	(176,120)	(179,030)	(179,030)	(164,725)
	TOTAL REVENUE	(171,139)	(174,749)	(179,943)	(180,630)	(180,630)	(166,325)
DEBT SERVICE							
8000	Interest Expense	134,565	132,970	131,183	129,030	131,120	102,113
8001	Principal Repayment	35,000	40,000	45,000	50,000	45,000	62,612
	TOTAL DEBT SERVICE	169,565	172,970	176,183	179,030	176,120	164,725
	TOTAL EXPENDITURES	169,565	172,970	176,183	179,030	176,120	164,725

PARK FACILITIES - LEASE ADMINISTRATION

80200000

ACCOUNT	DESCRIPTION	FY14/15 ACTUALS	FY15/16 ACTUALS	FY16/17 ACTUAL	FY17/18 ADOPTED	FY17/18 ESTIMATE	FY18/19 PROPOSED
REVENUE							
4355	Transfer-in From Fund 45218	(194,257)	(194,257)	(194,257)	(194,257)	(194,257)	(194,257)
	TOTAL REVENUE	(194,257)	(194,257)	(194,257)	(194,257)	(194,257)	(194,257)
DEBT SERVICE							
8000	Interest Expense	42,052	34,441	26,450	18,060	34,441	9,250
8001	Principal Lease payment	152,205	159,816	167,806	176,197	159,816	185,007
	TOTAL DEBT SERVICE	194,257	194,257	194,257	194,257	194,257	194,257
	TOTAL EXPENDITURES	194,257	194,257	194,257	194,257	194,257	194,257

HUMAN RESOURCES/RISK MANAGEMENT

DEPARTMENT SUMMARY

Human Resources/Risk Management manages personnel, employee relations and risk management programs. These activities include recruitment, employee benefits, personnel records, labor negotiations and contract administration, classification and compensation, training, insurance/self-insurance, claims management, safety/loss control, and emergency preparedness.

Human Resources/Risk Management - Org 10201500

The Human Resources Department proposed maintenance and operations budget for 2018-19 represents a decrease over the same line items in the 2017-18 budget based on projected activities in the coming fiscal year. Consistent with prior years, the budget includes a request for \$1,000 for the ADA Advisory Council under the contracted services line item. These monies will be used for activities such as participating in the Madera Fair and purchasing educational and promotional materials to be handed out to the public at these types of events.

Insurance/Risk Management - Org 10901510

The Insurance/Risk Management budget represents the major activities of the Insurance Reserve Fund. For most of the City's insurance needs, the City participates in the Central San Joaquin Valley Risk Management Authority. Each year, the Authority actuarially adjusts prior program years based on actual and anticipated losses and claim development. If the City's monies on deposit exceed the estimated adjusted losses, the City receives a refund of contributions. If the City's monies on deposit fall short of estimated losses, the City is required to deposit additional monies. Over the next few years, the City will owe significant amounts for prior years. The large amounts owed in the worker's compensation program are partly due to adverse claim development and partly due to funding decisions in prior years that left the City exposed to the potential of future deposits being required. The Authority Board has taken action to correct these issues to the extent possible by increasing the confidence level used for funding and lowering the discount rate. Specifically for the 2018/19 program year, the discount rate has been set at 1.75% with both the liability and the worker's compensation programs funded at the 85% confidence level.



Key Accomplishments

- ❖ Completed and Implemented a Worker's Compensation Alternative Dispute Resolution Agreement (Carve-Out) with the Law Enforcement Mid Management Group
- ❖ Promulgated 27 Civil Service employment lists; onboarded 42 new employees
- ❖ Processed and provided ongoing management for 77 reports of employee injuries
- ❖ Processed and provided ongoing management of 30 government tort claims filed against the City
- ❖ Continued to participate in ongoing analysis and implementation processes for the Tyler Munis system specific to HR/Payroll.

Goals and Performance Measures

Departmental Goals

- ❖ Implement Human Resources modules in new Enterprise Resource Planning software, including:
- ❖ Evaluation of current processes in Human Resources and between Human Resources and Payroll to identify areas for process improvement and improved efficiencies
- ❖ Implementation of online recruiting/application processes
- ❖ Expand employee access to information in the HRIS and payroll modules of the Munis system
- ❖ Evaluation of feasibility of workers' compensation, liability and/or property damage recovery claims management in the new software system and implementation of any identified changes
- ❖ Continue to improve how the Human Resources Department interacts with the public through technology such as social media and the City's website

Performance Measures

- Implement modules.
- Implement module and transition to an online recruiting/application process.
- Implement Employee Evaluations within Munis System and Employee Self Service; Implement additional self service features for employees to manage personal information.
- Implement module to the extent feasible.
- Utilize social media for the full recruitment cycle of every recruitment.
- When the HR modules in Munis Go Live, move to a completely online application and recruitment process.

HUMAN RESOURCES/RISK MANAGEMENT
10201500

ACCOUNT	DESCRIPTION	FY14/15 ACTUALS	FY15/16 ACTUALS	FY16/17 ACTUAL	FY17/18 ADOPTED	FY17/18 ESTIMATE	FY18/19 PROPOSED
REVENUE							
4348	Interfund Charges - Admin. Overhead	(276,656)	(297,435)	(355,359)	(355,359)	(355,359)	(403,792)
4659	Refunds and Reimbursements	0	(71)	0	0	0	0
	TOTAL REVENUE	(276,656)	(297,506)	(355,359)	(355,359)	(355,359)	(403,792)
SALARIES AND BENEFITS							
5000	Salaries / Full-time	220,102	285,229	290,861	306,839	298,359	312,475
5105	Salaries - Leave Payout	6,037	10,762	12,698	16,815	0	0
5200	Salaries - Auto and Expense Allowance	0	900	900	900	900	900
5300	Public Employees Retirement System	46,907	63,100	67,964	54,605	66,595	63,133
5302	Long Term Disability Insurance	779	887	930	961	940	981
5303	Life Insurance Premiums	226	251	255	272	273	272
5304	Worker's Compensation Insurance	17,676	23,436	25,109	27,054	25,598	28,598
5305	Medicare Tax - Employer's Share	3,411	4,272	5,619	4,855	3,489	4,696
5308	Deferred Compensation / Full-time	4,718	6,029	6,275	6,674	6,131	6,911
5309	Unemployment Insurance	859	1,185	1,009	840	840	840
5310	Section 125 Benefit Allow.	46,515	63,691	60,091	78,951	61,479	59,804
	TOTAL SALARIES AND BENEFITS	347,227	459,740.22	471,713	498,766	464,604	478,610
MAINTENANCE AND OPERATIONS							
6402	Telephone and Fax Charges	1,382	1,677	1,808	2,200	1,900	1,700
6410	Advertising - Job Announcements	2,425	1,362	3,898	4,000	1,800	2,000
6414	Professional Dues	475	0	0	1,500	1,500	1,500
6416	Office Supplies - Expendable	2,816	3,593	6,166	5,000	3,000	4,000
6417	Software Costs	1,030	0	0	440	440	440
6440	Contracted Services	42,077	15,342	8,340	8,500	55,000	10,000
6460	Pre-Employment Health Screening	3,973	4,307	5,123	5,400	5,400	5,400
	Pre-employment Background Checks	847	4,307	0	0	0	0
6462	Employment Recruitment Costs	147	29	259	600	600	400
6530	Conference, Training, Education	5,880	5,057	4,697	9,800	8,000	8,000
6900	Interfund Charge Fac. Maint.	2,632	1,214	1,214	3,780	3,780	3,890
6902	Interfund Charges - Central Supply	166	241	267	250	250	250
6918	Interfund Charges - Computer Maint.	11,389	11,884	16,217	16,217	15,470	20,045
6920	Interfund Charges-Computer Replacement	0	1,474	1,474	1,474	1,474	4,815
	TOTAL MAINTENANCE AND OPERATIONS	75,237	50,487	49,463	59,161	98,614	62,440
	TOTAL EXPENDITURES	422,465	510,227	521,176	557,927	563,218	541,049

INSURANCE/RISK MANAGEMENT

10901510

ACCOUNT	DESCRIPTION	FY14/15 ACTUALS	FY15/16 ACTUALS	FY16/17 ACTUAL	FY17/18 ADOPTED	FY17/18 ESTIMATE	FY18/19 PROPOSED
REVENUE							
4162	Interest Income	(6,619)	(10,697)	(22,928)	0	0	0
4355	Transfers In	(865,000)	(1,499,999)	(128,000)	(540,000)	(540,000)	(540,000)
4675	Retrospective Adjust Refund	(105,875)	0	(22,734)	(15,000)	(22,734)	(70,000)
4657	Miscellaneous Revenue	0	(33,781)	0	0	0	0
TOTAL REVENUE		(977,494)	(1,544,477)	(173,662)	(555,000)	(562,734)	(610,000)
MAINTENANCE AND OPERATIONS							
5301	Health Insurance Benefits	(22,488)	69,142	(1,504)	0	0	0
6440	Contracted Services	0	0	218	0	0	0
6444	Contract Legal Services	17,088	58,149	77,656	100,000	50,000	100,000
6567	Retrospective Adjustment	899,520	0	0	450,000	476,440	650,000
6530	Conference, Training, Education	0	1,964	1,091	5,000	5,000	5,000
8200	Transfers Out - Other	0	0	0	0	0	0
TOTAL MAINTENANCE AND OPERATIONS		894,121	129,256	77,460	555,000	531,440	755,000
TOTAL EXPENDITURES		894,121	129,256	77,460	555,000	531,440	755,000

POLICE SERVICES

DEPARTMENT SUMMARY

The City of Madera appoints its Chief of Police. The Chief of Police, one Commander and three Lieutenants manage 70 sworn officers, 23 non-sworn, 14 volunteers and seven chaplains. The Department supports a Detective Division (six officers and a sergeant), Special Investigations unit (four MPD officers, Chowchilla Officer, two Probation Officers, Sheriff's Deputy and MPD sergeant), one officer on the countywide Narcotics Enforcement Team, two School Resource officers assigned to the Madera Unified School District and one Housing Authority Officer. The remaining personnel are assigned to patrol functions. The Measure K sales tax funds the following personnel: One Police Lieutenant, Two Police Sergeants, Eight Officers, One Public Safety Dispatcher, One Records Clerk, and One Network Administrator (these numbers are reflected above).

The Madera Police Department strives to make Madera a safer community through an effective policing model identified by three tenets:

- Solving problems, orienting toward crime, not just criminals
- Asking citizens to reassert their role in crime reduction and community livability
- Being accountable, taking responsibility for the level of crime

Effective policing is an evolving strategy that alters the fundamental way in which the police fight crime and respond to other problems in the community. It means having officers in neighborhoods working cooperatively with people to address the problems of crime, drugs, disorder, fear, and other elements that have a disruptive influence on the quality of life in our city. Effective policing is not soft on crime. In many ways it is tougher on crime than traditional policing because it has, as a basic tenant, a problem solving orientation. Effective policing is based on the realization that most crimes are solved with information that comes from people. The better our relationship with people, the more information we will have at our disposal to combat crime.

Effective policing is a partnership involving all affected participants from government, neighborhoods, social, civic, educational, and religious groups to identify, address, and solve problems. Effective policing is empowerment, creating a sense of joint ownership for reciprocal behavior, skills, and attitudes which allow members of "communities" and officers to express their concerns. Through that expression of concerns, crime, livability, and economic conditions can be impacted. Effective policing is accountability, placing shared responsibility for solving problems on citizens, police, government, civic, and social agencies. Effective policing is problem solving, the identification of criminal, and disruptive behavior patterns to develop methods and solutions for permanent resolution.

AB 109 - Org 10202010

AB-109 funds a Police Officer position, ancillary equipment and training at 58%; the remaining 42% is captured in Administration. This officer is assigned to the G.R.E.A.T. program with emphasis on Gang Resistance Education and Training. G.R.E.A.T is an evidence-based, effective gang and violence prevention program built around school-based, law enforcement officer-instructed classroom curricula. The Program is intended as an immunization against delinquency, youth violence and gang membership for children in the years immediately before the prime ages for introduction into gangs and delinquent behavior.

Community Corrections Partnership - Org 10202020

Community Corrections Partnership (CCP) funds one position and ancillary equipment and training 100%. The Sergeant of the Special Investigations Unit is funded by this account. The SIU Sergeant is responsible for the supervision of a multi-agency investigations unit that consists of four MPD officers, one Chowchilla Officer, two Probation Officers, one Sheriff's Deputy and one CHP Officer.

School Policing - Org 10202030

Madera Unified School District funds two positions 100% - The school officers' responsibilities consist of security, intelligence gathering, mentoring and responding to calls for service generated by the function of the schools.

Housing Authority - Org 10202040

The Housing Authority and the Madera Police Department have entered into an agreement to reinstate the Housing Authority Officer position. The Housing Authority will fund a Police Officer position at 100%. The Housing Authority Officer's primary duty is to provide frontline law enforcement supervision to all Housing Authority interests.

Administration - Org 10202000

Police Administration represents the general PD budget and is \$10,737,815. This represents the maintenance & operating cost including salaries & benefits for all personnel not funded by grant, outside contract, or Measure K sales tax revenue.

COPS Hiring Program - Org 10202050

The COPS Hiring Program is a multi-year grant designed to maintain or increase personnel. This grant will cover the cost of 2.5 police officers for the next two years.

Animal Control - Org 10202060

The Animal Control budget is \$287,406. This represents a \$150,000 contract with the County of Madera Animal Shelter to receive and care for all animals brought to them by our staff. The remainder covers our operating cost, including salaries & benefits for our two Animal Control Officers.

SLESF -Org 47700000

The State Law Enforcement Services Fund (SLESF) provides a General Fund offset for maintenance/replacement of front line equipment and training material such as ammunition.

JAG Grant - Org 47800000

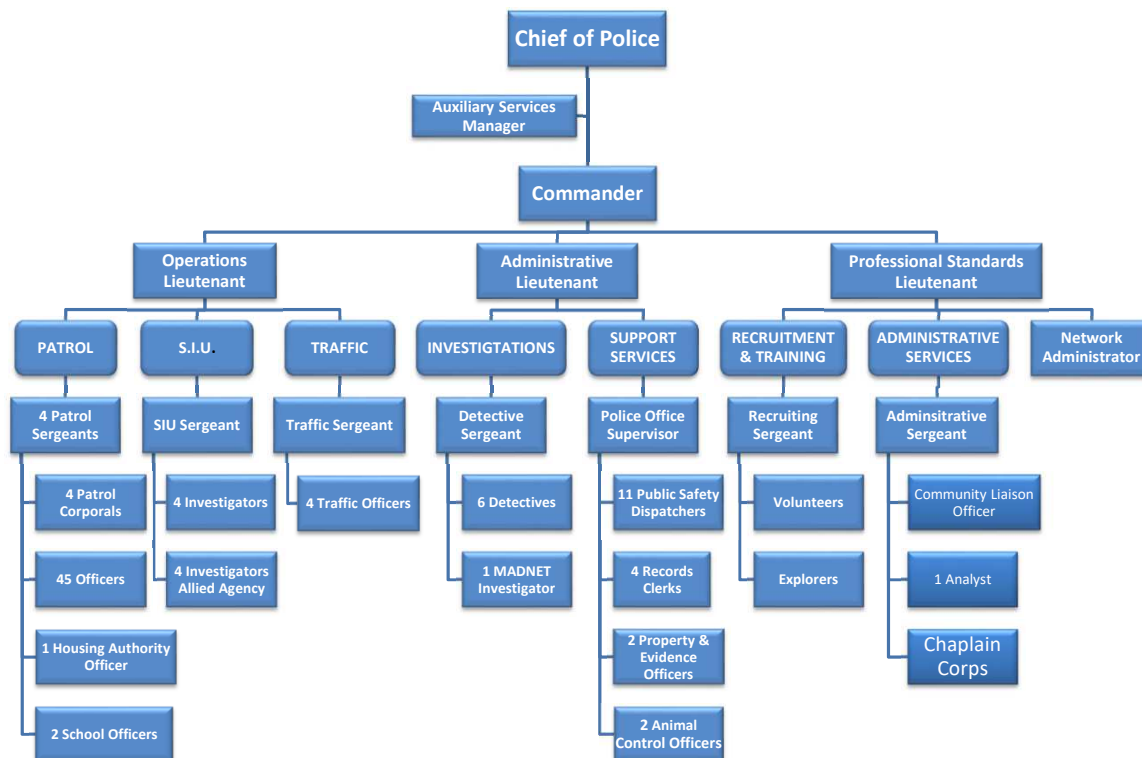
The Justice Assistance Grant (Jag) funds have traditionally been used to upgrade equipment or provide for an opportunity to purchase equipment that would otherwise be unavailable. We intend to use the awarded \$34,000 to cover the annual cost of our in car camera system.

DUI Enforcement and Awareness- Org 47900000

The Madera Police Department will not participate in the DUI grant for this fiscal year.

Measure K - Org 10252000

Measure K revenue is projected to be \$2,100,000. \$1,543,265 of the revenue will be spent on the salaries and benefits for the 14 new personnel positions. The remainder will be spent on the upkeep, fuel, and future replacement of the Measure K fleet consisting of seven vehicles. The remainder will also be used to pursue new technology and equipment, as well as, plan for future expansion of our police facilities.



Key Accomplishments

- ❖ With the Measure K sales tax revenue, we added eight additional police officers, two additional sergeants, one dispatcher, one records clerk, and one network administrator.
- ❖ The residents of Madera are taking an active role in crime reduction as our Neighborhood Watch Groups have expanded from 76 last year to 90 this year.
- ❖ We increased our Citizen's Academy program by offering three classes this year. One of those classes was our first Spanish only Citizen's Academy Class.
- ❖ We launched the Parent Project which is a training program giving parents the tools needed to raise difficult or out-of-control children with the goal of eliminating the need for law enforcement intervention.

Goals and Performance Measures

Departmental Goals

- ❖ Continue to pursue and expand community outreach opportunities, which is one of the most important components of policing the City of Madera
- ❖ Build strong Business Watch Groups modeled after our Neighborhood Watch Program. Taking the "neighbors looking out for neighbors" concept to the commercial level, creating partnerships between business, law enforcement, and other organizations that represent business interests.
- ❖ Social Media: Continue to increase awareness with our social media presence on Facebook. Continue to investigate other creative uses of our social media platform to keep the public informed and engaged.

Performance Measures

Continue to assist in the growth of new Neighborhood Watch groups; successfully host the 3rd MPD Kids Camp; continue to engage students through the Learning with the Law and MPAKT programs.

Growth in attendance and engagement by our local business.

Increased following, increased engagement, and an increase in the information received from citizens through private message inbox.

POLICE SERVICES - AB109
10202010*

ACCOUNT	DESCRIPTION	FY14/15 ACTUALS	FY15/16 ACTUALS	FY16/17 ACTUAL	FY17/18 ADOPTED	FY17/18 ESTIMATE	FY18/19 PROPOSED
REVENUE							
4434	AB109 Grant	0	(92,196)	(62,116)	(62,116)	(61,803)	(61,805)
	TOTAL REVENUE	0	(92,196)	(62,116)	(62,116)	(61,803)	(61,805)
SALARIES AND BENEFITS							
5000	Salaries / Full-time	0	32,974	35,822	37,858	37,858	37,851
5100	Salaries / Overtime	0	118	277	0	0	0
5105	Salaries / Leave Payout	0	1,758	0	0	0	0
5110	Salaries / Uniform Pay	0	479	510	589	589	589
5300	Public Employees Retirement System	0	8,552	8,321	4,610	4,610	4,667
5302	Long Term Disability Insurance	0	108	129	136	136	136
5303	Life Insurance Benefits	0	32	35	41	41	41
5304	Worker's Compensation Insurance	0	2,890	3,087	3,338	3,338	3,464
5305	Medicare Tax - Employer's Share	0	514	526	557	557	557
5309	Unemployment Insurance	0	92	117	122	122	122
5310	Section 125 Benefit Allow.	0	10,619	11,867	14,552	14,552	13,708
	TOTAL SALARIES AND BENEFITS	0	58,135	60,692	61,803	61,803	61,136
MAINTENANCE AND OPERATIONS							
6470	Chowchilla P.D. share of A.B.109 funds	0	30,000	30,000	0	0	0
	TOTAL MAINTENANCE AND OPERATIONS	0	30,000	30,000	0	0	0
	TOTAL EXPENDITURES	0	88,135	90,692	61,803	61,803	61,136

* In previous fiscal years AB109 revenues and expenses were included in the budget for department 221. This department was created the last three fiscal years to facilitate tracking of grant funding.

**POLICE SERVICES - COMMUNITY CORRECTIONS PARTNERSHIP
10202020**

ACCOUNT	DESCRIPTION	FY14/15 ACTUALS	FY15/16 ACTUALS	FY16/17 ACTUAL	FY17/18 ADOPTED	FY17/18 ESTIMATE	FY18/19 PROPOSED
REVENUE							
4659	Refunds and Reimbursements	(124,394)	(128,541)	(136,686)	(145,233)	(145,233)	(152,156)
	TOTAL REVENUE	(124,394)	(128,541)	(136,686)	(145,233)	(145,233)	(152,156)
SALARIES AND BENEFITS							
5000	Salaries / Full-time	63,977	68,113	75,419.48	86,939	86,939	91,270
5100	Salaries / Overtime	4,287	3,242	7,623.79	0	0	0
5105	Salaries - Leave Payout	3,033	2,850	4,848.04	0	0	0
5110	Salaries / Uniform Pay	1,025	2,009	1,536.42	1,017	1,016	1,017
5300	Public Employees Retirement System	28,777	17,566	19,468.81	22,625	22,625	24,508
5302	Long Term Disability Insurance	213	237	262.16	313	312	329
5303	Life Insurance Premiums	68	71	72.28	71	71	71
5304	Worker's Compensation Insurance	5,594	6,162	7,578.68	7,665	7,665	8,353
5305	Medicare Tax - Employer's Share	1,056	1,104	1,295.13	1,275	1,275	1,338
5309	Unemployment Insurance	273	238	204.06	210	210	210
5310	Section 125 Benefit Allow.	21,106	23,640	24,490.08	25,117	25,117	23,661
	TOTAL SALARIES AND BENEFITS	129,409	125,233	142,799	145,233	145,230	150,755
TOTAL EXPENDITURES		129,409	125,233	142,799	145,233	145,230	150,755

POLICE SERVICES - SCHOOLS POLICING
10202030

ACCOUNT	DESCRIPTION	FY14/15 ACTUALS	FY15/16 ACTUALS	FY16/17 ACTUAL	FY17/18 ADOPTED	FY17/18 ESTIMATE	FY18/19 PROPOSED
REVENUE							
4219	M.U.S.D. Police Contract Charges	(249,332)	(236,877)	(260,337)	(256,952)	(250,351)	(250,960)
	TOTAL REVENUE	(249,332)	(236,877)	(260,337)	(256,952)	(250,351)	(250,960)
SALARIES AND BENEFITS							
5000	Salaries / Full-time	124,525	142,207	147,860	157,680	147,561	152,022
5100	Salaries / Overtime	12,208	16,568	14,383.81	9,104	9,196	9,104
5105	Salaries - Leave Payout	4,655	23,550	6,199.10	0	5,803	0
5110	Salaries / Uniform Pay	1,811	1,979	2,072.83	2,034	1,877	2,034
5300	Public Employees Retirement System	55,722	36,238	38,266.32	41,083	37,851	40,911
5302	Long Term Disability Insurance	377	474	489.91	568	483	547
5303	Life Insurance Premiums	107	120	141.60	141	136	141
5304	Worker's Compensation Insurance	10,924	14,375	14,171.86	14,705	13,727	14,746
5305	Medicare Tax - Employer's Share	2,043	2,513	2,430.14	2,500	2,381	2,418
5309	Unemployment Insurance	546	476	419.99	420	420	420
5310	Section 125 Benefit Allow.	27,915	32,560	27,940.08	28,717	24,829	27,261
	TOTAL SALARIES AND BENEFITS	240,834	271,060	254,376	256,952	244,264	249,604
	TOTAL EXPENDITURES	240,834	271,060	254,376	256,952	244,264	249,604

POLICE SERVICES - HOUSING AUTHORITY
10202040

ACCOUNT	DESCRIPTION	FY14/15 ACTUALS	FY15/16 ACTUALS	FY16/17 ACTUAL	FY17/18 ADOPTED	FY17/18 ESTIMATE	FY18/19 PROPOSED
REVENUE							
4661	Reimbursement - Housing Auth. to City	0	0	(114,885)	(128,675)	(128,675)	(129,511)
	TOTAL REVENUE	0	0	(114,885)	(128,675)	(128,675)	(129,511)
SALARIES AND BENEFITS							
5000	Salaries / Full-time	0	0	65,730	74,796	74,796	74,796
5100	Salaries / Overtime	0	0	0	0	0	0
5105	Salaries / Leave Payout	0	0	1,835	0	0	0
5110	Salaries / Uniform Pay	0	0	919	1,017	1,017	1,017
5300	Public Employees Retirement System	0	0	17,060	19,501	19,501	20,133
5302	Long Term Disability Insurance	0	0	219	269	269	269
5303	Life Insurance Benefits	0	0	63	71	71	71
5304	Worker's Compensation Insurance	0	0	5,790	6,595	6,595	6,845
5305	Medicare Tax - Employer's Share	0	0	993	1,099	1,099	1,099
5309	Unemployment Insurance	0	0	210	210	210	210
5310	Section 125 Benefit Allow.	0	0	21,429	25,117	25,117	23,661
	TOTAL SALARIES AND BENEFITS	0	0	114,249	128,675	128,675	128,101
	TOTAL EXPENDITURES	0	0	114,249	128,675	128,675	128,101

POLICE SERVICES - ADMINISTRATION

10202000

ACCOUNT	DESCRIPTION	FY14/15 ACTUALS	FY15/16 ACTUALS	FY16/17 ACTUAL	FY17/18 ADOPTED	FY17/18 ESTIMATE	FY18/19 PROPOSED
REVENUE							
4075	Public Safety Taxes - Prop. 172	(130,607)	(136,017)	(114,335)	(140,000)	(128,950)	(122,000)
4199	Madera District Fair Revenue	0	0	0	0	0	(17,000)
4203	Police Background /Report request	(1,390)	(1,440)	(1,755)	(1,500)	(3,200)	(2,300)
4207	Police Cost Recov. Fees - DUI Cases	(9,157)	(9,970)	(8,921)	(8,000)	(9,000)	(9,000)
4211	False Alarm Response Fees	(6,325)	(3,150)	(9,300)	(10,000)	(10,000)	(13,950)
4217	County Jail Booking Fees	(10,627)	(10,241)	(5,022)	(6,000)	(6,000)	(6,000)
4235	Police Cite sign off/ Vehicle release	(20,014)	(12,672)	(15,418)	(15,000)	(17,277)	(19,000)
4255	Police Emergency Response Fees	0	0	0	(500)	0	0
4263	Alarm Permit Fees	(28,600)	(29,600)	(36,500)	(25,000)	(25,000)	(27,000)
4264	Marijuana Cultivation Permit	0	0	0	0	(300)	(300)
4355	Transfer-In	(130,497)	(130,497)	(130,497)	(130,497)	(130,497)	(145,974)
4434	Grant - Cal Grip	(18,866)	(6,295)	(8,706)	(11,000)	0	0
4440	P.O.S.T. Reimbursement	(11,420)	(1,970)	(1,003)	(5,000)	(2,000)	(2,000)
4504	Police CCP Funding	(124,393)	0	0	0	(247,015)	0
4550	Court Fines / Forfeitures	(314,699)	(213,370)	(174,743)	(175,000)	(175,000)	(175,000)
4552	Parking Ticket Penalties	(64,196)	(46,420)	(60,694)	(56,000)	(72,000)	(80,000)
4553	Vehicle Code Fine Revenue	0	0	0	0	0	0
4657	Miscellaneous Revenue	(33,080)	(28,631)	(26,491)	(26,000)	(26,000)	(30,000)
4658	Towing Fees	(7,780)	(46,526)	(57,690)	(55,000)	(55,000)	(55,000)
4659	Refunds and Reimbursements	(25,734)	(97,964)	(106,386)	(95,000)	(95,000)	(95,000)
4671	Sale of Real and Personal Prop	(3,175)	(9,048)	(4,884)	0	0	0
TOTAL REVENUE		(940,560)	(783,812)	(762,344)	(759,497)	(1,002,239)	(799,524)
SALARIES AND BENEFITS							
5000	Salaries / Full-time	4,290,846	4,664,578	4,805,502	4,701,111	4,405,542	4,816,996
5005	Salaries / Part-time	0	0	3,671	22,437	11,399	22,437
5100	Salaries / Overtime	278,362	304,408	250,860	234,925	266,586	253,925
5105	Salaries - Leave Payout	345,708	369,243	370,454	429,808	289,808	329,000
5110	Salaries / Uniform Pay	62,727	65,790	66,576	66,044	61,482	65,199
5200	Salaries - Auto and Expense Allowance	900	900	900	900	900	900
5300	Public Employees Retirement System	1,680,945	2,161,779	2,133,565	2,042,845	2,036,278	2,289,236
5302	Long Term Disability Insurance	10,754	14,985	15,904	16,791	15,472	17,066
5303	Life Insurance Premiums	5,686	4,685	4,784	4,988	4,685	4,964
5304	Worker's Compensation Insurance	390,759	439,843	465,873	479,784	446,905	500,098
5305	Medicare Tax - Employer's Share	72,444	77,352	80,644	81,534	74,505	82,002
5307	Deferred Compensation / Part-time	0	0	138	0	430	0
5308	Deferred Compensation / Full-time	32,875	39,559	35,594	36,683	31,532	36,603
5309	Unemployment Insurance	19,648	17,385	16,763	14,756	14,756	14,684
5310	Section 125 Benefit Allow.	1,305,401	1,275,886	1,192,610	1,286,047	1,096,814	1,174,506
TOTAL SALARIES AND BENEFITS		8,497,056	9,436,392	9,443,837	9,418,653	8,757,094	9,607,616

POLICE SERVICES - ADMINISTRATION (Continued)
10202000

ACCOUNT	DESCRIPTION	FY14/15 ACTUALS	FY15/16 ACTUALS	FY16/17 ACTUAL	FY17/18 ADOPTED	FY17/18 ESTIMATE	FY18/19 PROPOSED
MAINTENANCE AND OPERATIONS							
6401	Gas and Electric Utilities	76,719	19,594	84,480	66,000	84,500	55,000
6402	Telephone and Fax Charges	64,251	71,104	102,924	89,300	89,300	89,300
6414	Professional Dues	1,326	1,409	3,344	5,500	3,500	3,500
6415	Publications and Subscriptions	1,192	3,365	4,025	3,000	3,000	3,985
6416	Office Supplies - Expendable	15,162	15,791	13,872	15,000	15,000	15,000
6418	Postage - Other Mailing Costs	9,088	9,326	10,306	10,000	10,000	10,000
6425	Vehicle Fuel, Supplies & Maintenance	138,873	118,850	105,751	139,760	139,760	127,060
6440	Contracted Services	188,817	181,427	147,333	204,609	204,609	204,000
6460	Pre-employment Background Checks	0	0	42	0	0	0
6462	Employment Recruitment Costs	9,926	19,449	36,280	20,000	20,000	20,000
6518	Other Supplies	18,636	19,045	18,857	17,645	246,660	17,645
6532	Tool Replacement Costs	15	422	3,332	0	0	0
6560	Liability / Property Insurance	31,002	32,892	39,622	47,452	47,452	55,781
6562	Retiree Insurance Premiums	3,993	4,523	5,101	4,500	4,500	4,500
6530	Conference, Training, Education	64,118	79,590	69,085	70,000	70,000	70,000
6552	Investigative Expenses	25,274	21,022	23,114	20,000	20,000	20,000
6704	Intergovernmental Charge - Booking Fee	0	0	0	15,000	15,000	15,000
6900	Interfund Charges - Fac. Maint	76,827	31,132	31,132	56,542	56,542	58,218
6902	Interfund Charges - Central Supply	747	901	1,031	1,500	1,500	1,500
6908	Interfund Charges - Vehicle Repairs	142,754	154,677	171,480	178,657	178,657	148,768
6907	Interfund Charges - Replace Vehicles	107,733	110,067	0	160,167	160,167	9,167
6918	Interfund Charges-Computer Maint.	190,585	187,167	257,615	257,615	243,660	300,669
6920	Interfund Charges - Computer Replacement	0	66,886	72,886	72,886	72,886	77,906
6924	Interfund Charges - Motor Rental	0	0	0	0	0	2,536
7000	Computer Equip. & peripherals	29,682	33,562	53,942	68,000	68,000	68,000
8000	Interest Expense	0	0	0	0	0	23,520
8002	Lease Payment	130,497	130,497	156,637	130,497	130,497	102,500
TOTAL MAINTENANCE AND OPERATIONS		1,327,218	1,312,699	1,412,192	1,653,629	1,885,189	1,503,555
TOTAL EXPENDITURES		9,824,274	10,749,091	10,856,029	11,072,282	10,642,283	11,111,172

POLICE COPS HIRING PROGRAM
10202050

ACCOUNT	DESCRIPTION	FY14/15 ACTUALS	FY15/16 ACTUALS	FY16/17 ACTUAL	FY17/18 ADOPTED	FY17/18 ESTIMATE	FY18/19 PROPOSED
REVENUE							
4456	C.O.P.S.Hiring Program Grant	(20,833)	(197,917)	(125,000)	(94,002)	(93,937)	(187,500)
	TOTAL REVENUE	(20,833)	(197,917)	(125,000)	(94,002)	(93,937)	(187,500)
SALARIES AND BENEFITS							
5000	Salaries - Full-time	79,399	130,275	109,140	61,531	61,531	142,561
5100	Salaries / Overtime	6,630	7,181	10,116	0	2,597	0
5105	Salaries - Leave Payout	7,390	13,238	6,636	0	8,148	0
5110	Salaries / Uniform Pay	1,421	2,607	1,899	1,005	1,005	2,537
5300	Public Employees Retirement System	35,755	34,250	30,423	7,498	7,498	17,466
5302	Long Term Disability Insurance	267	433	391	222	221	513
5303	Life Insurance Premiums	86	132	114	70	69	176
5304	Worker's Compensation Insurance	7,160	12,901	11,524	5,425	5,425	13,047
5305	Medicare Tax - Employer's Share	1,344	2,229	1,907	907	906	2,234
5309	Unemployment Insurance	349	446	307	208	207	524
5310	Section 125 Benefit Allow.	26,890	34,985	28,469	17,076	17,075	8,982
	TOTAL SALARIES AND BENEFITS	166,691	238,676	200,925	93,941	104,682	188,041
	TOTAL EXPENDITURES	166,691	238,676	200,925	93,941	104,682	188,041

POLICE SERVICES - ANIMAL CONTROL
10202060

ACCOUNT	DESCRIPTION	FY14/15 ACTUALS	FY15/16 ACTUALS	FY16/17 ACTUAL	FY17/18 ADOPTED	FY17/18 ESTIMATE	FY18/19 PROPOSED
REVENUE							
4551	Fines and Penalties for Violations	(100)	0	0	0	0	0
4100	Burglar Alarm Permit Fees	0	0	0	0	0	0
4101	Animal License Revenue	(7,742)	(11,913)	(9,855)	(13,000)	(13,000)	(13,000)
4434	Grant	0	0	0	0	0	0
4551	Fines and Penalties for Violations	(2,148)	(1,273)	(218)	(1,500)	(1,000)	(1,000)
4657	Miscellaneous Revenue	(350)	(720)	(850)	(800)	(800)	(800)
4659	Refunds and Reimbursements	(14)	0	0	0	0	0
	TOTAL REVENUE	(10,354)	(13,906)	(10,923)	(15,300)	(14,800)	(14,800)
SALARIES AND BENEFITS							
5000	Salaries / Full-time	35,508	65,963	39,394	80,444	71,317	82,258
5100	Salaries / Overtime	0	0	596	3,000	392	3,000
5110	Salaries / Uniform Pay	681	929	540	1,060	907	1,060
5300	Public Employees Retirement System	6,561	13,194	8,439	14,388	13,824	16,598
5302	Long Term Disability Insurance	166	229	138	290	256	296
5303	Life Insurance Premiums	68	91	52	102	76	102
5304	Worker's Compensation Insurance	2,878	5,566	3,437	7,357	6,192	7,803
5305	Medicare Tax - Employer's Share	545	1,024	611	1,274	1,084	1,302
5308	Deferred Compensation / Full-time	1,447	2,660	1,644	3,379	2,874	3,455
5309	Unemployment Insurance	341	476	217	420	420	420
5310	Section 125 Benefit Allow.	21,521	25,671	9,488	34,628	16,247	17,764
	TOTAL SALARIES AND BENEFITS	69,716	115,805	64,557	146,341	113,589	134,057
MAINTENANCE AND OPERATIONS							
6418	Postage / Other Mailing Charges	902	0	0	3,000	3,000	3,000
6425	Vehicle Fuel, Supplies & Maintenance	1,687	2,118	0	1,200	1,200	1,200
6440	Contracted Services	150,107	160,969	179,110	80,000	150,000	150,000
6530	Conference, Training, Education	0	0	0	2,500	2,500	2,500
6902	Transfers to Other Depts.- Central Supply	0	18	59	0	0	0
6908	Interfund Charges - Vehicle Repairs	5,065	5,113	6,685	6,603	6,603	5,992
6907	Interfund Charges - Vehicle Replacement	2,667	3,133	0	4,267	4,267	4,267
	TOTAL MAINTENANCE AND OPERATIONS	160,427	171,352	185,853	97,570	167,570	166,959
	TOTAL EXPENDITURES	230,143	287,156	250,410	243,911	281,159	301,016

**POLICE SERVICES - CALGRIP GRANT
10202070**

ACCOUNT	DESCRIPTION	FY14/15 ACTUALS	FY15/16 ACTUALS	FY16/17 ACTUAL	FY17/18 ADOPTED	FY17/18 ESTIMATE	FY18/19 PROPOSED
REVENUE							
4492	CalGRIP Grant - O.E.S.	(88,352)	0	0	0	0	0
	TOTAL REVENUE	(88,352)	0	0	0	0	0
SALARIES AND BENEFITS							
5000	Salaries - Full-time	14,789	0	0	0	0	0
5100	Salaries - Overtime	1,510	0	0	0	0	0
5110	Salaries - Uniform Pay	226	0	0	0	0	0
5300	Public Employees Retirement System	7,794	0	0	0	0	0
5302	Long Term Disability Insurance	77	0	0	0	0	0
5303	Life Insurance Premiums	23	0	0	0	0	0
5304	Worker's Compensation Insurance	1,548	0	0	0	0	0
5305	Medicare Tax - Employer's Share	298	0	0	0	0	0
5309	Unemployment Insurance	69	0	0	0	0	0
5310	Section 125 Benefit Allow.	1,859	0	0	0	0	0
	TOTAL SALARIES AND BENEFITS	28,193	0	0	0	0	0
MAINTENANCE AND OPERATIONS							
6470	Funding to Outside Agencies - Big Bros/Sisters	9,154	0	0	0	0	0
	TOTAL MAINTENANCE AND OPERATIONS	9,154	0	0	0	0	0
	TOTAL EXPENDITURES	37,347	0	0	0	0	0

POLICE SERVICES - MEASURE K
10252000

ACCOUNT	DESCRIPTION	FY14/15 ACTUALS	FY15/16 ACTUALS	FY16/17 ACTUAL	FY17/18 ADOPTED	FY17/18 ESTIMATE	FY18/19 PROPOSED
REVENUE							
4085	Measure K Sales Tax - PD	0	0	0	(1,895,000)	(2,200,000)	(2,100,000)
4167	Rents and Leases	0	0	0	0	0	(66,621)
	TOTAL REVENUE	0	0	0	(1,895,000)	(2,200,000)	(2,166,621)
SALARIES AND BENEFITS							
5000	Salaries / Full-time	0	0	27,742	878,587	497,544	876,801
5100	Salaries / Overtime	0	0	861	35,075	11,174	35,075
5105	Salaries - Leave Payout	0	0	219	0	42,963	0
5110	Salaries / Uniform Pay	0	0	384	13,556	5,866	12,273
5300	Public Employees Retirement System	0	0	5,134	265,154	273,332	300,347
5302	Long Term Disability Insurance	0	0	51	3,163	1,738	3,156
5303	Life Insurance Premiums	0	0	17	1,039	524	968
5304	Worker's Compensation Insurance	0	0	2,470	80,875	47,601	83,784
5305	Medicare Tax - Employer's Share	0	0	437	13,577	8,197	13,643
5308	Deferred Compensation / Full-time	0	0	1,192	5,508	9,349	5,914
5309	Unemployment Insurance	0	0	691	3,150	3,150	2,940
5310	Section 125 Benefit Allow.	0	0	0	292,814	139,190	197,149
	TOTAL SALARIES AND BENEFITS	0	0	39,197	1,592,497	1,040,628	1,532,050
MAINTENANCE AND OPERATIONS							
6401	Gas and Electric Utilities	0	0	0	0	0	0
6402	Telephone and Fax Charges	0	0	0	0	0	0
6414	Professional Dues	0	0	0	0	0	0
6415	Publications and Subscriptions	0	0	0	0	0	0
6416	Office Supplies - Expendable	0	0	0	138,500	85,688	2,660
6418	Postage - Other Mailing Costs	0	0	0	0	0	0
6425	Vehicle Fuel, Supplies & Maintenance	0	0	0	360,000	280,925	25,088
6440	Contracted Services	0	0	3,344	0	0	0
6460	Pre-employment Background Checks	0	0	0	0	0	0
6462	Employment Recruitment Costs	0	0	0	0	0	0
6518	Other Supplies	0	0	0	0	0	0
6532	Building Supplies, Keys, Repairs	0	0	0	0	0	0
6532	Tool Replacement Costs	0	0	0	0	0	150,000
6560	Liability / Property Insurance	0	0	0	0	0	0
6562	Retiree Insurance Premiums	0	0	0	0	0	0
6530	Conference, Training, Education	0	0	0	0	28,552	12,404
6552	Investigative Expenses	0	0	0	0	0	0
6704	Intergovernmental Charge - Booking Fee	0	0	0	0	0	0
6900	Interfund Charges - Fac. Maint	0	0	0	0	0	0
6902	Interfund Charges - Central Supply	0	0	0	0	0	0
6908	Interfund Charges - Vehicle Repairs	0	0	0	0	0	39,052
6907	Interfund Charges - Replace Vehicles	0	0	0	0	0	42,300
6918	Interfund Charges-Computer Maint.	0	0	0	0	0	0
6920	Interfund Charges - Computer Replacement	0	0	0	0	0	2,450
7000	Vehicles and Equipment	0	0	0	0	0	0
7030	Facilities and Improvements	0	0	0	0	0	248,617
8200	Transfer Out - PD Building Loan Payment	0	0	0	0	0	112,000
	TOTAL MAINTENANCE AND OPERATIONS	0	0	3,344	498,500	395,165	634,571
	TOTAL EXPENDITURES	0	0	42,541	2,090,997	1,435,793	2,166,621

POLICE ACTIVITY - SLESF
47700000

ACCOUNT	DESCRIPTION	FY14/15 ACTUALS	FY15/16 ACTUALS	FY16/17 ACTUAL	FY17/18 ADOPTED	FY17/18 ESTIMATE	FY18/19 PROPOSED
REVENUE							
4162	Interest Income	(112)	(301)	(1,195)	0	0	0
4428	Current Year Allocation	(100,000)	(100,000)	(130,157)	(100,000)	(100,000)	(100,000)
	TOTAL REVENUE	(100,112)	(100,301)	(131,351)	(100,000)	(100,000)	(100,000)
MAINTENANCE AND OPERATIONS							
6416	Office Supplies/Expendable	0	0	8	0	0	0
6532	Other Supplies	84,779	71,841	100,926	100,000	100,000	100,000
6532	Tool Replacement Costs	0	0	0	0	0	0
6907	Interfund Charge Vehicle Replacement	0	0	0	0	0	136,000
	TOTAL MAINTENANCE AND OPERATIONS	84,779	71,841	100,934	100,000	100,000	236,000
TOTAL CAPITAL OUTLAY							
7000	Computers and Peripherals	0	0	21,771	0	0	0
	TOTAL CAPITAL OUTLAY	0	0	21,771	0	0	0
	TOTAL EXPENDITURES	84,779	71,841	122,705	100,000	100,000	236,000

POLICE ACTIVITY - JAG
47800000

ACCOUNT	DESCRIPTION	FY14/15 ACTUALS	FY15/16 ACTUALS	FY16/17 ACTUAL	FY17/18 ADOPTED	FY17/18 ESTIMATE	FY18/19 PROPOSED
REVENUE							
4434	Grants	0	0	(3,575)	0	0	0
4457	Activity Delivery Fee	(59,720)	0	0	0	0	(34,000)
4455	Current Year Entitlement - Federal	0	0	0	0	0	0
4454	Prior Year Federal Entitlement	0	0	0	0	0	0
	TOTAL REVENUE	(59,720)	0	(3,575)	0	0	(34,000)
MAINTENANCE AND OPERATIONS							
6470	Funding to Outside Agencies - Madera County	0	0	0	0	0	0
	TOTAL MAINTENANCE AND OPERATIONS	0	0	0	0	0	0
TOTAL CAPITAL OUTLAY							
7000	Computer Equipment and Peripherals	0	0	0	0	0	0
7000	New Equipment	38,478	0	0	0	0	0
	TOTAL CAPITAL OUTLAY	38,478	0	0	0	0	0
TRANSFERS OUT							
8002	Lease Payment	0	0	0	0	0	34,000
	TOTAL TRANSFERS OUT	0	0	0	0	0	34,000
	TOTAL EXPENDITURES	38,478	0	0	0	0	34,000

DUI ENFORCEMENT AND AWARENESS
47900000

ACCOUNT	DESCRIPTION	FY14/15 ACTUALS	FY15/16 ACTUALS	FY16/17 ACTUAL	FY17/18 ADOPTED	FY17/18 ESTIMATE	FY18/19 PROPOSED
REVENUE							
4458	DUI Enf. & Awareness Grant	(123,082)	(20,462)	0	0	0	0
	TOTAL REVENUE	(123,082)	(20,462)	0	0	0	0
SALARIES AND BENEFITS							
5100	Salaries - Overtime	73,368	0	0	0	0	0
5304	Workers' Compensation Insurance	5,622	0	0	0	0	0
5305	Medicare Tax - Employer's Share	1,148	0	0	0	0	0
	TOTAL SALARIES AND BENEFITS	80,137	0	0	0	0	0
MAINTENANCE AND OPERATIONS							
6532	Other Supplies	0	0	0	0	0	0
	TOTAL MAINTENANCE AND OPERATIONS	0	0	0	0	0	0
	TOTAL EXPENDITURES	80,137	0	0	0	0	0

TOBACCO LAW ENFORCEMENT GRANT

47910000

ACCOUNT	DESCRIPTION	FY14/15 ACTUALS	FY15/16 ACTUALS	FY16/17 ACTUAL	FY17/18 ADOPTED	FY17/18 ESTIMATE	FY18/19 PROPOSED
REVENUE							
4434	Grants	0	0	0	0	0	(35,921)
	TOTAL REVENUE	0	0	0	0	0	(35,921)
SALARIES AND BENEFITS							
5000	Salaries - Full-Time	0	0	0	0	0	17,969
5100	Salaries - Overtime	0	0	0	0	0	0
5300	Public Employees Retirement System	0	0	0	0	0	6,898
5302	Long-Term Disability Insurance	0	0	0	0	0	121
5303	Life Insurance Premiums	0	0	0	0	0	10
5304	Workers' Compensation Insurance	0	0	0	0	0	37
5305	Medicare Tax - Employer's Share	0	0	0	0	0	489
5309	Unemployment Insurance	0	0	0	0	0	1,012
5310	Section 125 Benefit Allowance	0	0	0	0	0	3,943
	TOTAL SALARIES AND BENEFITS	0	0	0	0	0	30,479
MAINTENANCE AND OPERATIONS							
6416	Other Supplies/Expendable	0	0	0	0	0	5,442
6518	Other Supplies	0	0	0	0	0	0
	TOTAL MAINTENANCE AND OPERATIONS	0	0	0	0	0	5,442
	TOTAL EXPENDITURES	0	0	0	0	0	35,921

FIRE SERVICES DEPARTMENT SUMMARY

The Madera City Fire Department is administered by the California Department of Forestry and Fire Protection (CAL FIRE) pursuant to a cooperative fire protection agreement. Policy direction remains with the Madera City Council and all permanent Fire Department staff are CAL FIRE employees. The Department provides a multitude of emergency and non-emergency services to the community. Services include: Fire suppression and prevention, emergency medical assistance, rescue, public service assistance, fire menace standbys.

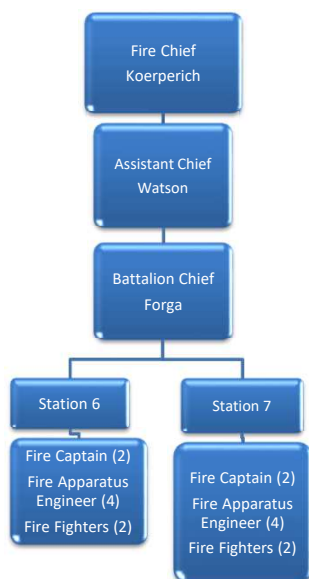
The two City Fire Stations, located at 317 North Lake and 200 South Schnoor, are staffed 24 hours a day. The Fire Department staffs two fire engines with 3 personnel each. One reserve fire engine and one mini pumper patrol is maintained and staffed as needed.

Administration - Org 10202500

The Fire Administration budget is primarily made up of the CAL FIRE contract. This year the staff benefit rates and salaries increased through collective bargaining causing an minor increase to the contract. The budget also supports equipment and vehicle repairs, equipment replacement, IT, building and office supplies and facility maintenance.

Measure K - Org 10252500

Measure K will allow the Department to make the following additions: design and construction of a new fire station in future years to better serve Madera residents as the City expands. Measure K can be used to purchase other necessary public safety equipment or pay for staffing to support Fire related needs.



Key Accomplishments

- ❖ Migration of new E6 into fleet completely outfitted with new equipment
- ❖ Carpet replacement completed at both Fire Stations

Goals and Performance Measures

Departmental Goals

- ❖ Repair/resurface Station 6 and 7 parking lots
- ❖ Utilize Measure K funds to build and staff new Fire Station 58
- ❖ Repair Station 6 bathroom
- ❖ Purchase of new Raptor Ladder Truck with Dept Impact Fee's

Performance Measures

- Completion of parking lot repairs
- Completion of and staffing of new Fire Station
- Completion of bathroom repair
- Delivery of completed ladder truck

FIRE SERVICES - ADMINISTRATION
10202500

ACCOUNT	DESCRIPTION	FY14/15 ACTUALS	FY15/16 ACTUALS	FY16/17 ACTUAL	FY17/18 ADOPTED	FY17/18 ESTIMATE	FY18/19 PROPOSED
REVENUE							
4212	Fire Special Services Fee	(25)	(3,951)	(38,182)	(20,000)	(43,000)	(20,000)
4247	Fire Department Weed Abatement Fee	(2,307)	0	(1,757)	0	(2,136)	0
4346	Interfund Charges - Reimbursements	(49,000)	(49,000)	(57,820)	(57,820)	(57,820)	(57,820)
4355	Transfer In	0	0	0	0	0	0
4659	Refunds and Reimbursements	0	0	0	0	(25,991)	0
TOTAL REVENUE		(51,332)	(52,951)	(97,759)	(77,820)	(128,947)	(77,820)
MAINTENANCE AND OPERATIONS							
6401	Gas and Electric Utilities	21,875	21,573	22,579	21,000	21,000	21,000
6402	Telephone and Fax Charges	4,188	3,749	6,030	11,000	11,000	11,000
6411	Advertising - Bids and Legal Notices	0	0	0	500	500	500
6414	Professional Dues	0	0	0	150	150	150
6415	Publications and Subscriptions	697	1,077	460	1,100	1,100	1,500
6416	Office Supplies - Expendable	604	2,246	1,722	2,500	2,500	2,500
6425	Vehicle Fuel, Supplies & Maintenance	83,329	79,431	63,738	52,572	52,572	80,000
6440	Contracted Services	7,091	8,914	13,552	10,000	10,000	10,000
6440	Cal Fire Annual Contract	2,826,896	2,907,308	2,938,534	3,000,000	3,174,048	3,452,309
6532	Building Supplies, Keys, Repairs	12,006	13,923	27,693	35,000	35,000	35,000
	Tool Replacement Costs	36,106	22,751	0	0	0	0
6560	Liability / Property Insurance	11,035	11,707	14,103	16,890	16,890	19,854
6562	Retiree Insurance Premiums	4,401	5,281	6,296	0	3,735	5,580
6530	Conference, Training, Education	2,454	3,901	6,530	5,000	6,944	5,000
6900	Interfund Charge Fac. Maint.	61,016	24,725	24,725	40,374	40,374	41,584
6902	Interfund Charges - Central Supply	2,499	1,844	1,922	2,400	2,400	2,400
6907	Interfund Chrg/Vehicle Replcmt	0	0	0	8,067	8,067	8,067
6918	Interfund Charges-Computer Maint.	538	11,884	15,470	15,470	15,470	20,045
6920	Interfund Charges - Computer Replacement	0	3,417	3,417	3,417	3,417	4,315
TOTAL MAINTENANCE AND OPERATIONS		3,074,735	3,123,731	3,146,770	3,225,439	3,405,167	3,720,804
DEBT SERVICE							
8000	Interest Expense	0	0	16,334	12,657	12,657	8,879
8002	Lease Payment - Principal	0	75,566	134,798	138,476	138,476	142,254
TOTAL DEBT SERVICE		0	75,566	151,133	151,133	151,133	151,133
CAPITAL OUTLAY							
7000	Vehicles and Equipment	0	231,988	454,312	0	0	0
TOTAL CAPITAL OUTLAY		0	231,988	454,312	0	0	0
TOTAL EXPENDITURES		3,074,735	3,431,285	3,752,214	3,376,572	3,556,299	3,871,937

**FIRE SERVICES - MEASURE K
10252500**

ACCOUNT	DESCRIPTION	FY14/15 ACTUALS	FY15/16 ACTUALS	FY16/17 ACTUAL	FY17/18 ADOPTED	FY17/18 ESTIMATE	FY18/19 PROPOSED
REVENUE							
4085	Measure K Sales Tax - Fire	0	0	0	(1,750,000)	(2,200,000)	(2,100,000)
	TOTAL REVENUE	0	0	0	(1,750,000)	(2,200,000)	(2,100,000)
MAINTENANCE AND OPERATIONS							
6425	Vehicle Fuel, Supplies & Maintenance	0	0	0	17,428	17,428	0
6440	Contracted Services	0	0	3,344	188,582	188,582	0
	TOTAL MAINTENANCE AND OPERATIONS	0	0	3,344	206,010	206,010	0
CAPITAL OUTLAY							
7000	Vehicles and Equipment	0	0	0	0	0	0
7030	Facilities and Improvements	0	0	0	1,750,000	1,000,000	2,100,000
7050	Construction/Infrastructure	0	0	0	0	0	0
	TOTAL CAPITAL OUTLAY	0	0	0	1,750,000	1,000,000	2,100,000
DEBT SERVICE							
8000	Interest Expense	0	0	0	0	0	0
8002	Lease Payment - Principal	0	0	0	0	0	0
	TOTAL DEBT SERVICE	0	0	0	0	0	0
	TOTAL EXPENDITURES	0	0	3,344	1,956,010	1,206,010	2,100,000

COMMUNITY DEVELOPMENT DEPARTMENT SUMMARY

The Community Development Department was established in 2006 to facilitate a coordinated approach to planning and development within the City, and is currently the home of the Planning, Building, Engineering, and Public Works Departments. The Department manages long term city planning, land development and construction, public improvement projects, and the maintenance and operations of public facilities. By combining these functions under a single management structure, the City helps to ensure that Madera is planned, designed, built and maintained in a cohesive manner. The Community Development Director works with the department managers to coordinate their work programs, particularly those elements where there is overlap between departments.

Planning - Org 10204100

The Planning Department is responsible for long range planning within the city, the maintenance and application of the City's Zoning Ordinance and the processing and approval of site-specific development proposals to include rezoning, tentative maps, use permits and site plan reviews. Planning staff members also serve as staff to the Madera Planning Commission.

Building Inspection - Org 10204200

The City of Madera Building Department is responsible for overseeing all activities associated with on-site construction. The department administers the building permit process from the intake of building plans through the issuance of a certificate of occupancy. The department provides full service delivery of information to insure code compliance during the construction process through plan check and inspection processes. The addition of a new permit technician will enhance the Department's customer service delivery and allow other staff members covering these functions to return to their regular assigned job duties. The City's fire prevention function is also maintained through the Building Department, which manages an interim Fire Marshall services contract with Fire Safety Solutions.

Engineering - Org 10204300

The Engineering Department is responsible for the design and management of public facility construction projects throughout the City, as well as for reviewing and approving private development projects that either connect to, or construct parts of, the City's public utility systems. Primary functions include preparing and/or approving design drawings, conducting the bidding process for public improvements, and providing construction oversight and inspection services where applicable. The department also conducts and reviews special engineering studies and is responsible for conducting speed surveys which are used to establish speed limits within the city.

Public Works

The Public Works Department is responsible for maintaining and managing operations for the City's public utility systems. Services provided by the department include ensuring sufficient clean fresh water; reliable sewer services; street maintenance; storm drainage systems; street cleaning; maintenance of street pavement, street lights, traffic signals; public building maintenance, and maintenance of the City's Airport. The Department is composed of the following divisions: Facilities/Electrical Maintenance, Streets & Storm Drainage, Water & Sewer, Waste Water Treatment Plant, Solid Waste & Recycling, and Administration & Airport. These divisions are further summarized in an expanded Public Works Department Summary.



Key Accomplishments

- ❖ Facilitated approvals for remodels of Silva Ford and the redevelopment of the former P.G.&E. yard on Gateway Drive and Bass and Sons on West Kennedy Street.
- ❖ Prepared and presented discussion on economic development programs and tools to City Council.
- ❖ Conducted session of City of Madera Vision Leadership Academy focusing on community development.
- ❖ Coordinated and conducted series of small business workshops for community members.
- ❖ Participated in Regional Groundwater Management Group and GSA Coordination Committee behalf of City.
- ❖ Prepared and presented discussions on Annexation Strategies and Cannabis Policy to the City Council.
- ❖ Completed Water Main Installations at Various Locations construction project that included seven individual pipeline locations identified in the Water System Master Plan
- ❖ Completed Well 27 Pipeline Outfall Extension
- ❖ Completed property acquisition, selected design consultant, and completed design documents for new northwest fire station (Station 58).
- ❖ Utilized Pavement Management System (PMS) to manage and improve City streets – First project (R-65) utilizing PMS recommendations will be advertised prior to end of this fiscal year
- ❖ Implemented Tyler Munis Permit Module for Building, Planning and Engineering Permits
- ❖ Completed Well 27 Pipeline Outfall Extension
- ❖ Completed Water Meter Project W-17-01 utilizing remainder of original bond funds to install approximately 45 meters
- ❖ Planning Ministerial Permits – Processed 24 Zoning Administrators Permits, 61 Sign Review, and 29 Temporary Use Permits in FY 2017/18 Planning Discretionary Permits – Processed 8 Rezones, 7 new or amended Tentative Subdivision Maps, 35 Conditional Use Permits, and 52 Site Plan Reviews. Completed 21 Preliminary Project Planning Reviews for prospective applicants
- ❖ Completed final inspection and issued certificate of occupancy for the California Custom Processing project, now in its second phase of construction, and for the West Yosemite Avenue office project.
- ❖ Processed seven precise plans for the development of approximately 170 single family homes and one 22-unit multifamily complex.
- ❖ Adopted ordinances concerning park land acquisition and accessory dwelling units. Currently in the adoption process for the update of the Zoning Ordinance.

Goals and Performance Measures

<u>Departmental Goals</u>	<u>Performance Measures</u>
❖ Complete Development Impact Fee Study and Present to City Council	Completion of fee study for City Council consideration
❖ Complete Development Incentive Program(s) and Present to City Council	Completion of incentive programs and presentation to Council for consideration.
❖ Complete final phase of Commercial Water Meter Installation project	Completion and acceptance of capital project - subject to confirmation of funds outside original bond
❖ Complete Sherwood and Wessmith Sewer Main Replacements	Complete design (90% currently) and construct subject to available funds
❖ Complete construction of Yosemite/Elm Traffic signal	Complete and acceptance of capital project
❖ Continue to utilize pavement management system to manage and improve City streets	Ongoing program
❖ Complete construction of Howard/Westberry and Howard/Granada traffic signals	Construction and acceptance of capital project
❖ Complete Sewer and Water Condition Assessments – Generate list of CIP projects	Generate list of CIP projects - Complete sewer assessment (80 to 90% complete), begin water assessments
❖ Fresno River Trail – Gateway & UPRR	Secure all approvals; Award and Construct
❖ Complete Construction of New Fire Station 58	Award of Construction Contract, Completion and Acceptance of Project
❖ Provide in-house environmental compliance review and documentation for capital improvement projects.	Ongoing project-by-project effort. Performance on individual projects measured by completion of environmental documents.
❖ Complete the update of the Zoning Ordinance	Review by Planning Commission and adoption by City Council
❖ Continue to encourage/facilitate small business growth and the Small Business	Make presentations as part of quarterly small business development workshops
❖ Continue to implement the principles, goals and policies of the 2009 General Plan.	No specific performance measure
❖ Ensure compliance with all codes for the construction, use, and occupancy of buildings and all of their various components	
❖ Process plan checks for all single-family residential and commercial construction projects within target timelines	4 week turnaround for single family residential construction 6 week turnaround for commercial construction
❖ Respond to all building permit field inspection on a next-business day basis.	Perform inspections within 1 business day of request. Track timelines for inspection turnaround
❖ Respond to all informational requests and housing complaints from the public on	72 hour response to information and complaint
❖ To keep pace with the increases in documentation requirements and the retrieval of documents, the Division will expand the use of new technology	No specific performance measure
❖ Conduct building inspections and issue certificate of occupancy for all new construction	Track issuance of permits, inspections, and certificates of occupancy
❖ Continue to provide exemplary customer service	No specific performance measure

COMMUNITY DEVELOPMENT- PLANNING
10204100

ACCOUNT	DESCRIPTION	FY14/15 ACTUALS	FY15/16 ACTUALS	FY16/17 ACTUAL	FY17/18 ADOPTED	FY17/18 ESTIMATE	FY18/19 PROPOSED
REVENUE							
4231	Sale of Maps and Publications	(460)	0	(343)	(500)	0	(500)
4249	Zoning / Land Use / Annexation Fees	(163,442)	(138,940)	(149,245)	(244,500)	(260,000)	(249,500)
4344	Interfund Charges - Project Mgt.	(2,649)	(4,116)	(1,690)	(17,500)	(7,091)	(15,000)
4346	Interfund Charges - Reimbursements	0	0	0	0	0	0
4434	Grant	0	0	0	0	0	0
4355	Transfer in from Fund 452	(25,000)	0	0	0	0	0
4657	Miscellaneous Revenue	0	0	(12,500)	(15,000)	(15,000)	(10,000)
	TOTAL REVENUE	(191,551)	(143,055)	(163,777)	(277,500)	(282,091)	(275,000)
SALARIES AND BENEFITS							
5000	Salaries / Full-time	185,984	215,300	246,039	281,970	287,395	365,805
5005	Salaries/Part-time	0	13,464	0	0	0	0
5100	Salaries / Overtime	1,143	1,586	1,460	1,500	1,143	1,500
5105	Salaries - Leave Payout	7,660	15,963	13,285	13,600	13,600	13,600
5200	Salaries - Auto & Expense Allowance	5,828	5,828	5,828	5,829	5,828	5,829
5300	Public Employees Retirement System	36,197	45,163	54,993	54,866	61,924	79,012
5302	Long Term Disability Insurance	714	737	835	950	1,006	1,252
5303	Life Insurance Premiums	238	224	227	279	249	332
5304	Worker's Compensation Insurance	15,001	19,311	21,658	24,994	25,111	33,616
5305	Medicare Tax - Employer's Share	3,075	3,671	5,261	4,478	3,523	5,744
5307	Deferred Compensation / Part-time	0	512	0	0	0	0
5308	Deferred Compensation / Full-time	2,724	3,325	4,672	5,902	5,995	9,424
5309	Unemployment Insurance	855	923	867	843	843	1,095
5310	Section 125 Benefit Allow.	65,956	66,888	62,756	70,942	70,682	88,105
	TOTAL SALARIES AND BENEFITS	325,374	392,896	417,881	466,153	477,299	605,313
MAINTENANCE AND OPERATIONS							
6402	Telephone and Fax Charges	1,601	1,499	1,574	1,500	1,500	1,500
6405	Copier lease & paper charges	2,405	2,493	2,752	3,500	3,500	3,500
6411	Advertising - Bids and Legal Notices	1,318	3,210	3,541	4,000	3,000	4,000
6414	Professional Dues	0	0	115	0	0	0
6415	Publications and Subscriptions	592	115	364	500	500	500
6416	Office Supplies - Expendable	4,500	3,059	2,660	3,000	4,500	4,500
6418	Postage / Other Mailing Charges	1,610	2,675	1,547	2,500	2,500	2,500
6425	Vehicle Fuel, Supplies & Maintenance	68	58	48	0	100	100
6440	Contracted Services	58,581	16,585	146	500	0	0
6447	Capital/Master/Other Plan Updates	45,439	2,260	0	0	0	0
6451	Bank Service Charges	0	0	240	0	0	0
6530	Conference, Training, Education	3,498	6,148	9,222	13,500	8,800	15,000
6900	Interfund Charges - Fac. Maint	7,687	3,115	3,115	11,039	11,039	11,359
6902	Interfund Charges - Central Supply	75	243	229	500	500	500
6908	Interfund Charges - Vehicle Repairs	1,952	1,971	2,268	0	0	0
6907	Interfund Charges - Vehicle Replacement	1,400	1,400	0	0	0	0
6918	Interfund Charges - Computer Maint.	18,499	17,825	24,327	24,327	23,206	25,772
6920	Interfund Charges-Computer Replacement	0	2,211	2,211	2,211	2,211	5,619
	TOTAL MAINTENANCE AND OPERATIONS	149,225	64,868	54,358	67,077	61,356	74,850
	TOTAL EXPENDITURES	474,600	457,764	472,239	533,230	538,655	680,163

COMMUNITY DEVELOPMENT - BUILDING INSPECTION
10204200

ACCOUNT	DESCRIPTION	FY14/15 ACTUALS	FY15/16 ACTUALS	FY16/17 ACTUAL	FY17/18 ADOPTED	FY17/18 ESTIMATE	FY18/19 PROPOSED
REVENUE							
4103	Energy Regulation Fees	(15,325)	(14,525)	(15,100)	(13,600)	(10,000)	(14,000)
4104	Permits - Fire	(18,860)	(35,108)	(36,056)	(35,000)	(66,000)	(37,000)
4105	Permits - Building	(397,920)	(397,897)	(420,841)	(447,000)	(780,000)	(650,000)
4106	Permits - Electrical	(83,479)	(147,240)	(146,608)	(140,000)	(76,000)	(130,000)
	Permits - Firework Stands	(2,800)	(2,300)	0	0	0	0
4108	Permits - Mechanical	(13,829)	(19,653)	(19,936)	(10,000)	(19,000)	(15,000)
4109	Permits - Plumbing	(9,474)	(5,520)	(6,372)	(6,250)	(4,000)	(6,500)
4119	S.M.I.P. - City Share	(293)	(383)	(475)	(300)	(400)	(420)
4120	SB-1473- City Share	(212)	(297)	(323)	(220)	(300)	(300)
4121	SB-1186 - City Share	(1,672)	(1,706)	(1,727)	(2,000)	(1,800)	(2,000)
4208	Late Payment /Other Penalty	(67,961)	(36,545)	(42,563)	(25,000)	(30,000)	(40,000)
4222	Overtime Fees	(120,728)	(105,181)	(128,650)	(95,000)	(85,000)	(115,000)
4225	Building Dept. Plan Archival Fees	(4,220)	(6,627)	(15,598)	(5,450)	(8,000)	(12,500)
4226	Plan Check Fees	(74,043)	(165,925)	(160,206)	(157,000)	(57,000)	(140,000)
4100	Bldg. Div. Permit Prep. Fee	(53,660)	(2,300)	(52,067)	(57,700)	(26,000)	(60,000)
4335	Interfund Charge - 43600 NSP	0	0	0	(1,000)	0	0
4355	Transfer-In from Fund 43600 NSP3 Grant	(17,959)	0	0	0	0	0
4657	Miscellaneous Revenue - Building	(1,069)	(697)	(1,525)	(1,000)	(1,300)	(1,350)
4659	Refund and Reimbursements	(860)	(222)	0	0	0	0
4671	Sale of Property	0	(2,075)	0	0	(7,800)	0
TOTAL REVENUE		(884,363)	(944,201)	(1,048,045)	(996,520)	(1,172,600)	(1,224,070)
SALARIES AND BENEFITS							
5000	Salaries / Full-time	262,001	303,326	346,837	370,242	360,489	374,393
5005	Salaries / Part-time	0	1,578	0	0	0	0
5100	Salaries / Overtime	632	1,598	174	2,500	238	2,500
5105	Salaries - Leave Payout	8,805	11,505	13,166	13,478	13,478	26,644
5110	Salaries / Uniform Pay	500	500	500	500	500	520
5200	Salaries - Auto & Expense Allowance	729	729	729	729	729	729
5300	Public Employees Retirement System	56,703	69,919	85,824	84,520	97,322	95,422
5302	Long Term Disability Insurance	935	1,019	1,209	1,291	1,261	1,306
5303	Life Insurance Premiums	290	291	328	340	340	344
5304	Worker's Compensation Insurance	20,985	25,151	29,802	32,909	30,845	34,541
5305	Medicare Tax - Employer's Share	4,104	4,972	6,205	5,863	4,450	6,246
5308	Deferred Compensation / Full-time	6,494	7,024	8,962	9,663	9,037	9,837
5309	Unemployment Insurance	1,128	983	1,077	1,080	1,080	1,097
5310	Section 125 Benefit Allow.	56,101	54,630	54,742	56,774	53,526	59,402
TOTAL SALARIES AND BENEFITS		419,406	483,223	549,552	579,888	573,296	612,980
MAINTENANCE AND OPERATIONS							
6402	Telephone and Fax Charges	3,344	3,105	3,317	4,000	4,000	4,000
6414	Professional Dues	340	245	525	500	500	800
6415	Publications and Subscriptions	1,160	135	5,007	2,000	2,000	5,500
6416	Office Supplies - Expendable	3,061	2,038	4,476	3,300	4,500	4,500
6418	Postage / Other Mailing Costs	187	145	415	500	500	800
6425	Vehicle Fuel, Supplies & Maintenance	3,147	3,112	2,009	4,000	4,000	4,000
6440	Contracted Services	177,911	197,492	188,095	185,000	200,000	230,000
6451	Bank Service Charges	8,330	10,526	7,799	8,500	8,500	8,500
6562	Retiree Insurance Premiums	8,080	9,993	10,020	10,000	10,000	10,000
6530	Conference, Training, Education	3,824	5,750	4,459	6,000	6,000	9,000
6900	Interfund Charges - Fac. Maint	6,921	2,805	2,803	9,939	9,939	10,227
6902	Intefund Charges - Central Supply	341	274	193	450	450	450
6908	Interfund Charges - Vehicle Repairs	7,597	7,669	11,095	8,053	8,053	7,307
6907	Interfund Charges - Vehicle Replacements	4,160	4,860	0	3,617	3,617	3,617
6918	Interfund Charges - Computer Maint.	16,837	17,825	24,327	24,327	23,206	30,783
6920	Interfund Charges-Computer Replacement	0	2,211	2,211	2,211	2,211	7,697
TOTAL MAINTENANCE AND OPERATIONS		245,238	268,186	266,750	272,397	287,476	337,181
TOTAL EXPENDITURES		664,644	751,409	816,303	852,285	860,772	950,161

COMMUNITY DEVELOPMENT- ENGINEERING
10204300

ACCOUNT	DESCRIPTION	FY14/15 ACTUALS	FY15/16 ACTUALS	FY16/17 ACTUAL	FY17/18 ADOPTED	FY17/18 ESTIMATE	FY18/19 PROPOSED
REVENUE							
4104	Permits - Encroachment	(58,975)	(24,784)	(59,634)	(67,500)	(61,000)	(55,000)
4216	Inspection / Plan Check Fees	(19,945)	(25,020)	(34,985)	(35,500)	(70,000)	(33,000)
4100	Engr. Permit Preparation Fee	(17,544)	(20,285)	(24,079)	(28,500)	(9,500)	(22,000)
4344	Interfund Charges - Project Mgt.	(721,285)	(757,865)	(829,308)	(780,000)	(700,000)	(920,000)
4355	Transfer-in	(521,140)	(519,000)	(566,000)	(591,000)	(591,000)	(615,000)
4657	Miscellaneous Revenue - Engineering	(34,263)	(10,076)	(31,190)	(17,000)	(8,500)	(20,000)
4659	Refunds and Reimbursements	(297)	(175)	0	0	0	0
4347	Interfund Charges - L A Zone Fees	(41,777)	(46,528)	(40,833)	(44,388)	(44,388)	(47,459)
TOTAL REVENUE		(1,415,225)	(1,403,732)	(1,586,029)	(1,563,888)	(1,484,388)	(1,712,459)
SALARIES AND BENEFITS							
5000	Salaries / Full-time	638,915	709,684	704,611	730,675	676,548	874,056
5005	Salaries / Part-time	125,386	111,403	146,437	172,291	136,815	212,698
5100	Salaries / Overtime	1,284	6,556	4,308	1,000	1,200	1,000
5105	Salaries - Leave Payout	13,038	28,854	17,475	16,680	55,566	14,944
5110	Salaries / Uniform Pay	750	750	750	750	750	1,000
5200	Salaries - Auto & Expense Allowance	5,829	5,829	5,829	5,829	5,829	5,829
5300	Public Employees Retirement System	170,281	191,655	208,287	222,755	214,834	260,345
5302	Long Term Disability Insurance	2,212	2,268	2,432	2,498	2,329	3,014
5303	Life Insurance Premiums	502	515	527	543	496	696
5304	Worker's Compensation Insurance	60,725	69,238	73,629	79,769	71,814	99,620
5305	Medicare Tax - Employer's Share	11,572	12,627	14,385	13,872	11,643	16,677
5307	Deferred Compensation / Part-time	1,005	1,744	1,719	1,844	958	3,360
5308	Deferred Compensation / Full-time	21,028	21,570	23,101	24,030	20,735	30,052
5309	Unemployment Insurance	3,312	3,422	2,547	2,760	2,760	3,490
5310	Section 125 Benefit Allow.	156,785	151,885	144,264	145,520	130,178	202,799
TOTAL SALARIES AND BENEFITS		1,212,624	1,317,999	1,350,300	1,420,816	1,332,456	1,729,577
MAINTENANCE AND OPERATIONS							
6402	Telephone and Fax Charges	4,878	4,614	5,121	5,000	4,000	5,000
6411	Advertising - Bids and Legal Notices	0	211	74	200	300	300
6415	Publications and Subscriptions	685	1,234	713	1,000	1,000	1,300
6416	Office Supplies - Expendable	6,571	4,276	5,458	5,000	5,000	5,000
6417	Software Costs	1,402	1,745	0	2,000	2,500	2,300
6425	Vehicle Fuel, Supplies & Maintenance	2,186	2,506	4,839	4,500	4,750	5,500
6440	Contracted Services	13,843	19,897	32,698	70,300	165,000	165,819
6530	Conference, Training, Education	801	657	1,428	6,500	3,000	4,000
6804	Infrastructure Study	0	0	0	0	0	0
6900	Interfund Charges - Fac. Maint	12,827	5,918	5,918	18,420	18,420	18,954
6902	Interfund Charges - Central Supply	606	420	2,261	1,500	1,500	800
6908	Interfund Charges - Vehicle Repairs	9,549	9,640	11,095	10,959	10,959	9,945
6907	Interfund Charges - Vehicle Replacements	3,053	3,287	0	4,993	4,993	4,993
6918	Interfund Charges - Computer Maint.	59,212	44,564	60,815	60,815	58,014	70,872
6920	Interfund Charges-Computer Replacement	0	5,528	5,528	5,528	5,528	16,177
TOTAL MAINTENANCE AND OPERATIONS		115,613	104,498	135,949	196,715	284,964	310,960
TOTAL EXPENDITURES		1,328,237	1,422,497	1,486,249	1,617,532	1,617,420	2,040,538

PUBLIC WORKS DEPARTMENT

DEPARTMENT SUMMARY

The Public Works Department is responsible for maintaining and managing operations for the City's public utility systems. Services provided by the department include ensuring sufficient clean fresh water; reliable sewer services; street maintenance; storm drainage systems; street cleaning; maintenance of street pavement, street lights, traffic signals; public building maintenance, and maintenance of the City's Airport. The Department is composed of the following divisions: Facilities/Electrical Maintenance, Streets & Storm Drainage, Water & Sewer, Waste Water Treatment Plant, Solid Waste & Recycling, and Administration & Airport.

Drainage - Org 45003080, 45003090, 45003040

The Storm Drainage – Flood Control budget provides for maintenance of the existing storm drainage system, including activities such as cleaning of storm drainage lines and inlets, maintaining basins, drainage pumps, and emergency flooding responses.

Streets - Org 10203010, 47603630

The Street Maintenance Division's budget provides the function of routine maintenance of the existing street system including alleys. This includes activities such as minor repairs, alley grading, street sign maintenance. The Street Cleaning Division's budget provides street sweeping services for all the paved streets.

Sewer Fund - Org 20400000, 20403400, 20403410, 20403420, 20403430

The Sewer Utility – Finance Department budget is used to fund the Utility Billing and Accounting for activities within the Sewer funds. The Sewer Utility - Maintenance / Operations Budget funds the personnel, equipment, materials, and services needed to maintain the Sewer collection system, including such activities as routine maintenance of sewer lift stations and collection lines, and routine repairs of the existing collection system. The Sewer Utility – Waste Water Treatment Plant budget funds the personnel, equipment, materials, and services needed to maintain the City's 10.1 M.G.D. capacity Waste Water Treatment Plant. The Sewer Utility – Capital Outlay budget funds the personnel, equipment, materials, and services for major repairs and improvements within the sewer system. The Sewer Utility – Bond Administration budget funds the debt service on existing bonds and loans within the Sewer Fund.

Airport Fund - Org 20503270, 20503510

The Municipal Airport Operation budget funds the personnel, equipment, materials, and services needed to operate and maintain the Madera municipal Airport. The Airport – Capital Projects budget funds all capital projects for the maintenance or enhancement of the Airport.

Solid Waste and Recycling Funds - Org 47603640, 47603650, 47603620, 47603730, 47603610, 47603600

The Beverage Container Recycling budget is used to implement a grant program from the State for promoting recycling efforts. The Used Oil Recycling budget is used to implement a grant program from the State for promoting recycling of used oil. The Solid Waste Recycling Budget funds the programs that promote diversion of material from the waste stream, and performs the regulatory reporting to the State. The Tire Clean-up budget is used to implement a grant program from the State for the collection and disposal of derelict tires. The Hazardous Waste Disposal budget is used to implement a grant program from the State for disposal of household hazardous waste materials. The Municipal Disposal Activities budget funds the personnel, equipment, materials, and contracted services that provide the disposal of the refuse material city wide. As part of the FY 2018/2019 Budget, the Solid Waste Division will be eliminating the following vacant position: Solid Waste Program Manager.

Graffiti Abatement - Org 10203020

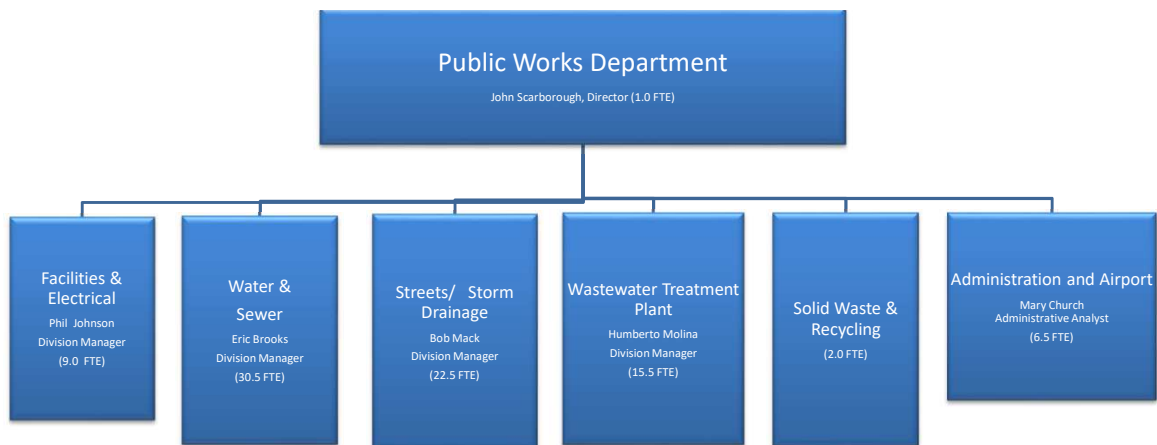
The Graffiti Abatement budget provides the services for removal and cover up of graffiti. The public programs for education and enforcement are performed by the Code Enforcement Department.

Water - Departments Org 20300000, 20303800, 20303830, 20303810

The Water Utility – Billing/Collections budget is used to fund the Utility Billing and Accounting for activities within the Water funds. The Water Utility – Maintenance/Operations budget is used to fund the production of water and maintenance of the wells and distributions system. The Water Utility – Capital Outlay budget funds the personnel, equipment, materials, and services for major repairs and improvements within the water system. The Water Utility – Quality Control funds the personnel, equipment, materials, and services for major insuring that water quality standards and regulations are met or surpassed within the water system. The Water Conservation budget funds the personnel, materials, and rebates for all water conservation outreach and customer rebate programs. Water Conservation is a new budget within the Water Fund in the FY 2018/2019 Budget in order to more accurately capture revenue and expenses for Tier 2 and 3 water rates.

Facilities Maintenance - Org 30710000

The Facilities Maintenance Division's budget has two functions; the division provides routine maintenance for the City's buildings and facilities and it also maintains the street signals and street lights owned by the City. Although this budget is managed by Public Works, it is included in the Internal Services section of the budget rather than here under Public Works.



Key Accomplishments

- ❖ Awarded contract for WWTP Rehabilitation Project
- ❖ Completed second year's enhanced sewer line cleaning to enable video condition survey.
- ❖ Completed Airport Crack Seal Project
- ❖ Installation of 10 Solar Street Lights for infill in older neighborhoods
- ❖ Completed the LED Street Light Conversion Program
- ❖ Completed repairs on Well 20 and 26
- ❖ Installed generator at Fire Station 6

Goals and Performance Measures

Departmental Goals

- ❖ Insure that the functions performed by the department are the correct services required and desired by the Public, rather than just a continuance of historical practices
- ❖ Monitor and evaluate the effectiveness and efficiency of the delivery of the services provided
- ❖ Implement asset management programs to insure that the City's infrastructure is being adequately maintained on a long term basis and that there is not an accumulation of deferred maintenance passed on to future generations
- ❖ Complete study and conditions assessment of the sewer and water system to facilitate a more refined long term capital program for maintenance/replacement of the existing infrastructure
- ❖ Select and Implement Asset Management and Preventative Maintenance Management Software for the Waste water Treatment Plant
- ❖ Formulate an asset management program to identify long term maintenance cost for major elements of City buildings
- ❖ Complete valve exercising and cross connection surveys for half of the City
- ❖ Work with groundwater consultant to identify and complete repairs on Well 27
- ❖ Execute CDBG Grant for replacement of roof at Millview Community Center and oversee the bidding and construction management for the project

Performance Measures

- No specific performance measure
- No specific performance measure
- Acquire and implement asset management program
- Complete conditions assessment of sewer and water system
- Complete implementation of software and population of data base with 100% data fidelity
- Develop building-based asset management program
- Complete valve exercising and cross connection surveys
- Complete Well 27 repairs
- Complete Millview Community Center roof replacement

DRAINAGE SYSTEM - OPERATIONS
45003080

ACCOUNT	DESCRIPTION	FY14/15 ACTUALS	FY15/16 ACTUALS	FY16/17 ACTUAL	FY17/18 ADOPTED	FY17/18 ESTIMATE	FY18/19 PROPOSED
UNDESIGNATED REVENUE							
4162	Interest Income	(4,163)	(3,447)	(3,147)	0	(1,441)	0
4208	Late Payment/Other Penalty	(13,745)	(11,897)	(11,798)	(13,000)	(9,999)	(11,000)
4210	Drainage User Fees	(640,477)	(655,243)	(663,637)	(660,000)	(666,708)	(660,000)
4682	Collection Recovery	(474)	(290)	(277)	(250)	(119)	(250)
4346	Storm Drain Basin Maint. - Transfer-in from 20300.713	0	0	(170,000)	(170,000)	(170,000)	(170,000)
TOTAL UNDESIGNATED REVENUE		(658,859)	(670,876)	(848,860)	(843,250)	(848,267)	(841,250)
MAINTENANCE AND OPERATIONS							
6451	Bank Service Charges	(5)	0	1	200	0	200
6532	Maintenance/Other Supplies	0	0	108	0	0	0
6600	Depreciation / Replacement	0	0	589	0	0	0
6605	Loss on Disposal of Capital Asset	0	0	0	0	0	0
6704	Intergovernmental Charges - Property Tax	399	0	0	464	0	464
7025	Software Costs	0	365	0	2,912	0	0
6900	Interfund Charges - Fac.Maint.	15,120	66,846	87,165	47,706	47,706	47,905
6904	Interfund Charges - Admin. Overhead	7,400	3,604	5,942	5,987	5,987	2,084
6918	Computer Maintenance	0	0	0	0	0	0
TOTAL MAINTENANCE AND OPERATIONS		22,914	70,815	93,804	57,269	53,693	50,653
TRANSFERS OUT							
8200	Operating Transfer to Other Funds	45,000	45,000	45,000	45,000	45,000	45,000
TOTAL TRANSFERS OUT		45,000	45,000	45,000	45,000	45,000	45,000
TOTAL EXPENDITURES		67,914	115,815	138,804	102,269	98,693	95,653

DRAINAGE SYSTEM - FLOOD CONTROL
45003090

ACCOUNT	DESCRIPTION	FY14/15 ACTUALS	FY15/16 ACTUALS	FY16/17 ACTUAL	FY17/18 ADOPTED	FY17/18 ESTIMATE	FY18/19 PROPOSED
SALARIES AND BENEFITS							
5000	Salaries - Full-time	168,745	207,187	216,337	236,583	218,829	283,159
5100	Salaries / Overtime	4,244	6,704	9,650	7,000	9,078	7,000
5105	Salaries - Leave Payout	2,793	3,530	3,674	4,477	4,477	2,822
5110	Salaries / Uniform Pay	1,015	288	1,015	1,015	840	1,315
5200	Auto and Expense Allowance	1,239	1,238	1,239	1,239	1,035	729
5300	Public Employees Retirement System	41,523	54,698	65,946	57,375	69,673	77,627
5302	Long-term Disability Insurance	615	657	726	798	742	976
5303	Life Insurance Premiums	216	206	222	247	225	308
5304	Worker's Compensation Insurance	13,921	17,563	19,336	21,566	19,718	26,676
5305	Medicare Tax - Employer's Share	2,664	3,178	3,738	3,790	3,139	4,468
5308	Deferred Compensation -Full-time	5,809	6,713	7,485	8,205	7,443	10,281
5309	Unemployment Insurance	1,085	1,024	932	954	954	1,206
5310	Section 125 Benefit Allow.	58,090	53,572	66,686	81,658	78,543	103,938
TOTAL SALARIES AND BENEFITS		301,959	356,357	396,986	424,908	414,696	520,504
MAINTENANCE AND OPERATIONS							
6401	Gas and Electric Utilities	39,254	46,477	50,329	49,000	48,921	50,389
6402	Telephone and Fax Charges	0	0	0	0	0	0
6425	Vehicle Fuel, Supplies & Maintenance	11,823	9,012	11,859	16,000	13,477	13,000
6440	Contracted Services	33,965	653	13,124	13,346	7,829	38,200
6515	Taxes and Assessments	22,121	17,171	23,148	24,000	22,059	24,000
6532	Building Supplies, Keys, Repairs	851	35,651	30,346	36,000	27,747	32,000
6532	Other Maintenance Supplies	26,114	0	0	0	0	0
6562	Retiree Insurance Premiums	0	0	0	0	0	0
6580	OPEB Obligation Expense	1,036	2,914	0	0	0	0
6600	Depreciation / Replacement	0	0	19,141	0	0	0
6704	Intergovernmental Charge-Landfill Fee	0	0	0	0	0	0
6902	Interfund Charges - Central Supply	472	0	1,859	1,000	1,000	1,000
6908	Interfund Charges - Vehicle Repairs	36,686	38,634	36,792	36,343	36,343	32,978
6907	Interfund Charges - Vehicle Replacement	15,633	16,900	11,865	12,031	12,031	12,031
8220	Transfer Out - Insurance Reserve	15,664	27,163	2,318	9,779	9,779	8,244
6904	Interfund Charges - Admin. Overhead	16,492	27,337	32,558	32,805	32,805	38,271
6918	Interfund Charges-Computer Maint.	2,998	5,942	8,128	8,128	7,342	11,490
6920	Interfund Charges-Computer Rplcmt	0	1,186	1,186	1,186	1,186	2,649
6923	Interfund Charges- Software	0	0	2,256	2,912	2,912	1,275
TOTAL MAINTENANCE AND OPERATIONS		223,109	229,041	244,908	242,530	223,431	265,527
TOTAL EXPENDITURES		525,068	585,398	641,894	667,437	638,127	786,031

DRAINAGE SYSTEM - CAPITAL OUTLAY

45003040

ACCOUNT	DESCRIPTION	FY14/15 ACTUALS	FY15/16 ACTUALS	FY16/17 ACTUAL	FY17/18 ADOPTED	FY17/18 ESTIMATE	FY18/19 PROPOSED
REVENUE							
4320	Capital Contribution	(31,632)	(288,172)	(31,080)	0	0	0
	TOTAL REVENUE	(31,632)	(288,172)	(31,080)	0	0	0
CAPITAL OUTLAY							
7050	San Sebastian Basin Overflow Pipeline	0	0	0	0	0	0
	TOTAL CAPITAL OUTLAY	0	0	0	0	0	0
	TOTAL EXPENDITURES	0	0	0	0	0	0

PUBLIC WORKS - STREETS

10203010

ACCOUNT	DESCRIPTION	FY14/15 ACTUALS	FY15/16 ACTUALS	FY16/17 ACTUAL	FY17/18 ADOPTED	FY17/18 ESTIMATE	FY18/19 PROPOSED
REVENUE							
4341	ICR/ Reimbursements	0	0	(5,323)	0	0	0
4346	ICR/ Cost Distribution	(120,000)	(120,000)	(120,000)	(120,000)	(120,000)	(120,000)
4355	Transfer-In	(1,591,733)	(2,124,913)	(1,675,118)	(2,971,059)	(2,509,824)	(1,929,655)
4659	Refunds and Reimbursements	(8,460)	(10,366)	(10,836)	0	(8,937)	0
4671	Sale of Real and Personal Property	0	(1,685)	(21,000)	0	(15,352)	0
TOTAL REVENUE		(1,720,193)	(2,256,964)	(1,832,277)	(3,091,059)	(2,654,113)	(2,049,655)
SALARIES AND BENEFITS							
5000	Salaries / Full-time	452,687	456,320	520,637	530,750	534,410	504,646
5005	Salaries / Part-time	1,346	1,852	0	2,399	0	0
5100	Salaries / Overtime	14,301	17,084	16,733	16,000	12,005	16,000
5105	Salaries - Leave Payout	1,045	1,179	3,572	3,478	25,000	212
5110	Salaries / Uniform Pay	2,485	3,513	3,198	2,673	2,848	2,560
5200	Salaries - Auto and Expense Allowance	510	510	510	510	510	0
5300	Public Employees Retirement System	97,058	95,939	112,192	129,630	133,454	129,494
5302	Long Term Disability Insurance	1,629	1,607	1,853	1,899	1,891	1,815
5303	Life Insurance Premiums	617	545	577	598	597	588
5304	Worker's Compensation Insurance	37,259	39,304	46,347	48,654	47,042	47,884
5305	Medicare Tax - Employer's Share	7,248	7,175	8,356	8,524	8,461	8,018
5307	Deferred Compensation / Part-time	51	70	0	90	0	0
5308	Deferred Compensation / Full-time	18,383	18,471	21,499	21,700	21,046	20,724
5309	Unemployment Insurance	3,381	3,019	2,750	2,518	2,518	2,405
5310	Section 125 Benefit Allow.	189,222	170,607	173,492	190,173	200,696	174,715
TOTAL SALARIES AND BENEFITS		827,222	817,196	911,715	959,596	990,478	909,062
MAINTENANCE AND OPERATIONS							
6402	Telephone and Fax Charges	2,493	2,153	2,164	2,500	1,798	3,000
6416	Office Supplies - Expendable	2,315	965	2,133	2,000	1,255	2,000
6425	Vehicle Fuel, Supplies & Maintenance	27,702	17,929	23,187	35,000	28,695	35,000
6440	Contracted Services	298,671	299,891	312,566	338,125	323,309	305,000
6532	Other Maintenance Supplies	41,854	41,803	324,482	679,308	240,406	340,000
6533	Street Signs	11,809	10,142	13,350	20,000	9,229	15,000
6560	Liability / Property Insurance	3,153	3,345	4,029	4,826	4,825	5,673
6530	Conference, Training, Education	6,051	3,839	1,839	7,000	7,000	7,000
6900	Interfund Charges - Fac. Maint	9,210	3,732	3,732	13,227	13,227	13,610
6902	Interfund Charges - Central Supply	8,270	10,011	9,184	8,000	8,091	8,000
6908	Interfund Charges - Vehicle Repairs	99,726	104,760	120,565	124,816	124,816	113,889
6907	Interfund Charges - Vehicle Replacement	94,597	96,963	82,296	97,913	97,913	97,913
6918	Interfund Charges - Computer Maint.	43,353	20,796	28,450	28,450	27,073	28,564
6920	Interfund Charges-Computer Replacement	0	4,150	4,150	4,150	4,150	6,248
TOTAL MAINTENANCE AND OPERATIONS		912,377	1,456,473	932,126	1,365,315	891,787	980,897
CAPITAL OUTLAY							
7000	Vehicles and Equipment	0	0	0	65,000	89,544	0
7050	Construction/Infrastructure	0	0	0	682,304	682,304	159,697
TOTAL CAPITAL OUTLAY		0	0	0	747,304	771,848	159,697
TOTAL EXPENDITURES		1,739,599	2,273,668	1,843,841	3,072,216	2,654,113	2,049,655

"Formerly" PUBLIC WORKS- STREET CLEANING

47603630

ACCOUNT	DESCRIPTION	FY14/15 ACTUALS	FY15/16 ACTUALS	FY16/17 ACTUAL	FY17/18 ADOPTED	FY17/18 ESTIMATE	FY18/19 PROPOSED
REVENUE							
4355	Transfer-In from Dept 530 Solid Waste	0	0	0	0	0	0
	TOTAL REVENUE	0	0	0	0	0	0
SALARIES AND BENEFITS							
5000	Salaries - Full-time	0	0	0	0	0	0
5005	Salaries - Part-time	0	0	0	0	0	0
5100	Salaries - Overtime	0	0	0	0	0	0
5105	Salaries - Leave Payout	0	0	0	0	0	0
5110	Salaries / Uniform Pay	0	0	0	0	0	0
5200	Salaries - Auto and Expense Allowance	0	0	0	0	0	0
5300	Public Employees Retirement System	0	0	0	0	0	0
	Health Insurance Benefits	0	710	0	0	0	0
5302	Long-term Disability Insurance	0	0	0	0	0	0
5303	Life Insurance Premiums	0	0	0	0	0	0
5304	Worker's Compensation Insurance	0	0	0	0	0	0
5305	Medicare Tax - Employer's Share	0	0	0	0	0	0
	FICA - Employer's Share	0	7,964	0	0	0	0
5307	Deferred Compensation - Part-time	0	0	0	0	0	0
5308	Deferred Compensation - Full-time	0	0	0	0	0	0
5309	Unemployment Insurance	0	0	0	0	0	0
5310	Section 125 Benefit Allow.	0	0	0	0	0	0
	TOTAL SALARIES AND BENEFITS	0	8,674	0	0	0	0
MAINTENANCE AND OPERATIONS							
6402	Telephone and Fax Charges	0	0	0	0	0	0
6425	Vehicle Fuel, Supplies & Maintenance	326	0	0	0	0	0
6532	Other Maintenance Supplies	0	0	0	0	0	0
6560	Liability / Property Insurance	0	0	0	0	0	0
6900	Interfund Charges - Fac.Maint.	0	0	0	0	0	0
6902	Interfund Charges - Central Supply	0	0	0	0	0	0
6908	Interfund Charges - Vehicle Repairs	0	0	0	0	0	0
6907	Interfund Charges - Replacement Vehicles	0	0	0	0	0	0
	TOTAL MAINTENANCE AND OPERATIONS	326	0	0	0	0	0
DEBT SERVICE							
8002	Lease Payment	0	0	0	0	0	0
	TOTAL DEBT SERVICE	0	0	0	0	0	0
	TOTAL EXPENDITURES	326	8,674	0	0	0	0

Note: This budget was moved to Fund 47600, Department 530 in fiscal year 2014/2015. See page D-62

**SEWER UTILITY - FINANCE DEPARTMENT
20400000**

ACCOUNT	DESCRIPTION	FY14/15 ACTUALS	FY15/16 ACTUALS	FY16/17 ACTUAL	FY17/18 ADOPTED	FY17/18 ESTIMATE	FY18/19 PROPOSED
UNDESIGNATED REVENUE							
4000	Current Secured Property Tax	(80,033)	(80,582)	(81,721)	(90,000)	(90,000)	(90,000)
4162	Interest Income	(97,921)	(66,310)	(95,501)	(30,000)	(39,382)	(30,000)
4208	Late Payment/Other Penalty	(108,689)	(118,720)	(133,137)	(100,000)	(116,456)	(110,000)
4215	Infrastructure Cost Payback	0	0	(8,018)	(3,000)	0	(3,000)
4223	Parkdale Sewer #3 User Fees	(124,233)	(185,341)	(205,521)	(307,950)	(229,267)	(229,267)
4229	User Charges	(5,888,273)	(6,721,025)	(7,443,588)	(8,100,072)	(8,227,264)	(9,049,990)
4232	Septic Dump Income	(239,596)	(298,658)	(263,900)	(200,000)	(253,853)	(250,000)
4245	Waste Water Plant Capital Fee	(1,048)	(879)	(1,844)	0	(2,892)	0
4355	Transfer in from Rate Stabilization Fund	(510,000)	0	0	0	0	0
4659	Refunds and Reimbursements	(6,367)	0	(1,608)	0	0	0
4671	Sale of Real and Personal Property	(37,815)	0	(16,034)	0	(9,443)	0
4682	Collection Recovery	(2,687)	(2,762)	(2,710)	(1,500)	(1,034)	(1,000)
TOTAL UNDESIGNATED REVENUE		(7,096,662)	(7,474,276)	(8,253,582)	(8,832,522)	(8,969,591)	(9,763,257)
TRANSFERS OUT							
8200	Operating Transfer to Other Funds	997,193	335,198	0	0	0	0
TOTAL TRANSFERS OUT		997,193	335,198	0	0	0	0
TOTAL EXPENDITURES		997,193	335,198	0	0	0	0

SEWER UTILITY - MAINTENANCE/OPERATIONS
20403400

ACCOUNT	DESCRIPTION	FY14/15 ACTUALS	FY15/16 ACTUALS	FY16/17 ACTUAL	FY17/18 ADOPTED	FY17/18 ESTIMATE	FY18/19 PROPOSED
REVENUE							
4320	Capital Contribution	(30,092)	(61,200)	(47,392)	0	0	0
4355	Transfer in from Fund 409	0	0	0	0	0	0
	TOTAL REVENUE	(30,092)	(61,200)	(47,392)	0	0	0
SALARIES AND BENEFITS							
5000	Salaries / Full-time	342,841	355,048	401,756	486,203	417,194	420,974
5005	Salaries/Part-time	29,281	15,914	31,680	74,505	24,599	58,187
5100	Salaries / Overtime	9,528	8,830	10,516	24,000	10,131	15,000
5105	Salaries - Leave Payout	3,688	4,643	7,519	5,731	5,731	3,905
5110	Salaries / Uniform Pay	1,390	1,150	1,715	1,778	1,330	1,703
5200	Salaries - Auto & Expense Allowance	1,568	1,238	1,238	1,239	1,039	774
5300	Public Employees Retirement System	84,473	95,442	99,513	117,648	111,728	117,834
5302	Long Term Disability Insurance	1,204	1,202	1,351	1,669	1,423	1,459
5303	Life Insurance Premiums	345	357	389	510	400	444
5304	Worker's Compensation Insurance	31,138	31,535	38,341	51,710	38,880	45,381
5305	Medicare Tax - Employer's Share	5,796	5,793	7,195	9,013	6,474	7,970
5307	Deferred Compensation / Part-time	842	452	1,150	2,248	977	1,637
5308	Deferred Compensation / Full-time	12,940	12,886	14,897	18,148	14,838	15,688
5309	Unemployment Insurance	3,266	2,323	2,711	3,026	3,026	2,592
5310	Section 125 Benefit Allow.	93,551	111,400	103,178	129,857	102,686	125,275
	TOTAL SALARIES AND BENEFITS	621,851	648,212	723,150	927,286	740,456	818,821
MAINTENANCE AND OPERATIONS							
6401	Gas and Electric Utilities	28,227	27,698	31,761	33,000	33,765	34,778
6402	Telephone and Fax Charges	5,015	5,130	5,122	5,000	5,140	5,500
6411	Advertising - Bids and legal notices	0	480	1,672	1,000	610	1,000
6414	Professional Dues	276	235	0	500	0	2,000
6416	Office Supplies - Expendable	2,059	2,509	3,973	2,500	3,000	3,000
6417	Software Costs	0	182	0	0	0	0
6420	Mileage Reimbursements	0	0	0	100	0	100
6425	Vehicle Fuel, Supplies & Maintenance	18,953	15,813	16,176	20,000	20,000	20,000
6440	Contracted Services	61,535	20,667	46,511	73,156	29,455	63,710
6515	Taxes and Assessments	11,195	11,195	11,195	12,600	11,195	13,100
6532	Building Supplies, Keys and Repairs	2,889	1,479	0	0	0	0
6532	Other Maintenance Supplies	38,569	1,479	79,614	79,000	50,000	79,000
6560	Liability / Property Insurance	14,187	15,052	18,132	21,715	21,715	25,527
6562	Retiree Insurance Premiums	1,491	1,716	1,850	2,115	2,378	2,115
6580	OPEB Obligation Expense	0	3,724	0	0	0	0
6530	Conference, Training, Education	2,429	3,838	2,836	4,500	4,158	4,500
6600	Depreciation / Replacement	37,934	19,512	18,161	0	0	0
6605	Loss on Disposal of Capital Asset	0	0	0	0	0	0
6900	Interfund Charges - Fac.Maint.	16,020	70,824	92,352	71,560	71,560	70,859
6902	Interfund Charges - Central Supply	6,831	6,293	6,929	7,500	7,500	7,500
6903	Interfund Charges - Cost Distribution	92,903	107,903	112,903	112,903	112,903	112,903
6904	Interfund Charges - Admin. Overhead	79,815	69,198	88,587	89,260	89,260	75,406
6908	Interfund Charges - Vehicle Repairs	45,824	46,771	56,858	56,165	56,165	48,931
6907	Interfund Charges - Replace Vehicle	102,067	100,133	94,238	96,425	96,425	95,025
6918	Interfund Charges-Computer Maint.	4,396	2,971	5,036	5,036	3,868	28,277
6920	Interfund Charges-Computer Rplcmt	0	593	593	593	593	6,233
6923	Interfund Charges- Software	0	0	1,129	1,456	1,456	637
6924	Interfund Charges - Motor Rental	0	0	0	0	0	5,007
	TOTAL MAINTENANCE AND OPERATIONS	572,615	535,397	695,627	696,083	621,146	705,108
CAPITAL OUTLAY							
7000	Office Furniture	631	500	205	0	461	0
7000	Computer Equipment and Perephrials	0	0	0	0	0	0
7000	Other New Equipment	11,345	0	0	0	0	0
7000	Replacement of Equipment	0	0	0	0	0	0
	TOTAL CAPITAL OUTLAY	11,976	500	205	0	461	0
DEBT SERVICE							
8002	Lease Payment	1,653	336	0	0	0	0
	TOTAL DEBT SERVICE	1,653	336	0	0	0	0

SEWER UTILITY - MAINTENANCE/OPERATIONS (continued)
20403400

ACCOUNT	DESCRIPTION	FY14/15 ACTUALS	FY15/16 ACTUALS	FY16/17 ACTUAL	FY17/18 ADOPTED	FY17/18 ESTIMATE	FY18/19 PROPOSED
TRANSFERS OUT							
8200	Operating Transfer to Other Funds	0	21,983	0	0	0	0
8220	Transfer Out - Insurance Reserve	25,800	44,740	3,818	16,106	16,106	14,001
TOTAL TRANSFERS OUT		25,800	66,723	3,818	16,106	16,106	14,001
TOTAL EXPENDITURES		1,203,803	1,189,968	1,375,408	1,639,476	1,378,169	1,537,931

**SEWER UTILITY- W.W.T.P.
20403410**

ACCOUNT	DESCRIPTION	FY14/15 ACTUALS	FY15/16 ACTUALS	FY16/17 ACTUAL	FY17/18 ADOPTED	FY17/18 ESTIMATE	FY18/19 PROPOSED
SALARIES AND BENEFITS							
5000	Salaries / Full-time	441,411	447,735	390,947	665,205	493,098	896,187
5005	Salaries / Part-time	691	0	5,532	14,547	1,230	14,547
5100	Salaries / Overtime	18,338	27,622	175,344	100,000	99,090	25,000
5105	Salaries - Leave Payout	1,036	15,133	22,516	1,354	72,341	212
5110	Salaries / Uniform Pay	2,150	2,150	2,450	3,400	4,525	3,650
5200	Salaries - Auto and Expense Allowance	510	510	510	510	306	0
5300	Public Employees Retirement System	104,894	116,527	102,885	148,779	121,914	211,640
5302	Long Term Disability Insurance	1,567	1,627	1,390	2,347	1,572	3,189
5303	Life Insurance Premiums	447	428	334	685	401	796
5304	Worker's Compensation Insurance	37,673	40,334	50,947	69,050	54,779	85,972
5305	Medicare Tax - Employer's Share	6,947	7,475	9,050	11,841	9,828	14,521
5308	Deferred Compensation / Full-time	18,037	18,590	16,096	26,927	18,702	36,749
5309	Unemployment Insurance	2,864	1,950	1,883	3,224	3,382	3,476
5310	Section 125 Benefit Allow.	154,541	127,966	93,136	262,099	134,317	300,815
TOTAL SALARIES AND BENEFITS		791,106	808,048	873,018	1,310,513	1,015,505	1,597,299
MAINTENANCE AND OPERATIONS							
6401	Gas and Electric Utilities	626,395	655,589	660,117	640,000	607,490	625,715
6402	Telephone and Fax Charges	8,818	8,452	9,579	10,000	8,050	12,000
6412	Advertising - Other	0	2,277	3,657	2,500	15,000	2,500
6416	Office Supplies - Expendable	1,440	1,334	1,573	2,480	2,480	9,480
6417	Computer Software	0	1,093	0	0	0	0
6420	Mileage Reimbursements	221	500	1,321	1,750	370	1,400
6425	Vehicle Fuel, Supplies & Maintenance	16,654	10,485	13,223	30,000	25,266	30,000
6440	Contracted Services	168,766	139,437	300,276	298,536	636,378	262,400
6515	Taxes and Assessments	38,453	34,833	35,558	48,500	40,825	45,000
6532	Other Supplies	9,554	8,575	362,604	369,000	474,376	365,000
6532	Building Supplies, Keys, Repairs	2,548	8,575	0	0	0	0
6532	Other Maintenance Supplies	269,613	8,575	0	0	0	0
6560	Liability / Property Insurance	155,535	165,016	198,782	238,063	238,063	279,853
6562	Retiree Insurance Premiums	0	0	0	0	0	0
6580	OPEB Obligation Expense	0	(511)	0	0	0	0
6530	Conference, Training, Education	7,452	4,981	14,843	12,500	17,648	12,500
6600	Depreciation / Replacement	17,578	17,959	22,227	0	0	0
6602	Capitalized Asset Contra Account	0	(45,707)	0	0	0	0
6900	Interfund Charges - Fac.Maint.	32,601	144,128	187,938	172,936	172,936	180,641
6902	Interfund Charges - Central Supply	2,012	1,796	1,894	2,000	2,500	2,500
6904	Interfund Charges - Admin. Overhead	212,471	273,763	320,750	323,186	323,186	365,815
6908	Interfund Charges - Vehicle Repairs	86,513	84,820	95,809	95,598	95,598	64,251
6907	Interfund Charges - Replace Vehicles	76,233	77,533	60,804	81,583	81,583	70,708
6918	Interfund Charges-Computer Maint.	16,285	17,825	30,470	30,470	23,206	26,810
6920	Interfund Charges-Computer Rplcmt	0	4,529	4,529	4,529	4,529	5,821
6923	Interfund Charges- Software	0	0	6,764	8,736	8,736	3,825
8220	Transfer Out - Insurance Reserve	24,466	42,426	3,620	15,273	15,273	26,269
TOTAL MAINTENANCE AND OPERATIONS		1,773,608	1,668,283	2,336,338	2,387,640	2,793,493	2,392,488
CAPITAL OUTLAY							
7000	Vehicles and Equipment	0	0	0	0	0	25,000
TOTAL CAPITAL OUTLAY		0	0	0	0	0	25,000
TOTAL EXPENDITURES							
		2,564,714	2,476,331	3,209,356	3,698,153	3,808,997	4,014,787

SEWER UTILITY- CAPITAL OUTLAY
20403420

ACCOUNT	DESCRIPTION	FY14/15 ACTUALS	FY15/16 ACTUALS	FY16/17 ACTUAL	FY17/18 ADOPTED	FY17/18 ESTIMATE	FY18/19 PROPOSED
MAINTENANCE AND OPERATIONS							
6600	Depreciation / Replacement	2,203,723	2,201,884	2,203,722	0	0	0
6602	Capitalized Asset Contra Account	0	(1,154)	0	0	0	0
	Loss on Disposal of Capital Asset	0	0	0	0	0	0
6804	Infrastructure Study	0	0	155,585	0	613,000	761,660
6904	Interfund Charge Admin Overhead	2,364	0	0	0	0	0
TOTAL MAINTENANCE AND OPERATIONS		2,206,087	2,201,884	2,359,307	0	613,000	761,660
CAPITAL OUTLAY							
7050	Sewer Mains Bid Package 2	57,373	538,093	1,331,756	0	0	0
7030	Facilities and Improvements	0	0	0	0	0	1,308,000
7050	Replace Main - 9th St, Alley to Gateway	14,440	0	0	0	0	0
7050	Construction/ Infrastructure	0	0	0	0	221,000	27,000
7050	9th St Sewer Main-Alley to Gateway, 5-03	0	14,440	0	0	0	0
7050	Manhole Covers S-11	0	0	0	75,000	0	0
7050	Sewer System Assessment & Rehab Study	0	0	0	27,000	0	0
7050	Sewer Video Inspection & Testing	0	0	0	656,000	0	0
7030	Fairgrounds Liftstation SS-6	0	0	1,547	22,000	0	0
7050	Schnoor Ave. Trunk Sewer System, S-12	0	0	0	535,000	0	0
7030	Fair Grounds Lift Station Upgrade	0	0	0	45,500	0	0
7000	New Software for WWTP	0	44,270	0	30,000	0	0
7030	WWTP 17/18 Essential Repairs	0	0	0	4,002,000	0	0
TOTAL CAPITAL OUTLAY		71,813	582,363	1,333,303	5,392,500	221,000	1,335,000
TOTAL EXPENDITURES		2,277,900	2,784,247	3,692,610	5,392,500	834,000	2,096,660

**W.W.T.P. BOND ADMINISTRATION
20403430**

ACCOUNT	DESCRIPTION	FY14/15 ACTUALS	FY15/16 ACTUALS	FY16/17 ACTUAL	FY17/18 ADOPTED	FY17/18 ESTIMATE	FY18/19 PROPOSED
REVENUE							
4162	Interest Income	(2)	(449)	320	(1,000)	(1,000)	(1,000)
4355	Transfer-in from Fund 409	(550,000)	(225,000)	(225,000)	(225,000)	(225,000)	(250,000)
4853	Proceeds from Bond Premium	0	0	0	0	0	0
	TOTAL REVENUE	(550,002)	(225,449)	(224,680)	(226,000)	(226,000)	(251,000)
MAINTENANCE AND OPERATIONS							
6601	Amortization Expense	(18,783)	(9,416)	0	0	22,618	22,618
6448	Bond 2006-Trustee Fees	4,891	5,619	27,004	22,909	29,293	29,293
6449	Bond Cost of Issuance Fees	0	3,000	0	0	0	0
6448	Loan Fees-IBank loan	25,486	0	0	0	0	0
	TOTAL MAINTENANCE AND OPERATIONS	11,594	(797)	27,004	22,909	51,911	51,911
DEBT SERVICE							
8000	Interest Expense-2006/2015 Bond**	1,329,277	603,124	1,256,476	1,001,960	1,001,960	964,775
8001	Principal Payment-2006/2015 Bond**	0	0	0	1,005,000	1,005,000	1,045,000
8000	Interest Expense-IBank loan	248,038	0	0	225,278	225,278	215,998
8001	Principal Repayment-IBank loan	0	0	0	303,735	303,735	312,877
	TOTAL DEBT SERVICE	1,577,315	603,124	1,256,476	2,535,973	2,535,973	2,538,650
	TOTAL EXPENDITURES	1,588,909	602,327	1,283,479	2,558,882	2,587,884	2,590,561

** Effective FY: 16-17 2006 Bond is being replaced by 2015 Bond

SEWER RATE STABILIZATION FUND
20410000

ACCOUNT	DESCRIPTION	FY14/15 ACTUALS	FY15/16 ACTUALS	FY16/17 ACTUAL	FY17/18 ADOPTED	FY17/18 ESTIMATE	FY18/19 PROPOSED
REVENUE							
4162	Interest Income	0	0	0	0	0	0
4355	Transfer-in from Fund 20400	(700,000)	0	0	0	0	0
	TOTAL REVENUE	(700,000)	0	0	0	0	0
MAINTENANCE AND OPERATIONS							
8200	Transfer-Out to Fund 20400	510,000	0	0	0	0	0
	TOTAL MAINTENANCE AND OPERATIONS	510,000	0	0	0	0	0
	TOTAL EXPENDITURES	510,000	0	0	0	0	0

MUNICIPAL AIRPORT OPERATIONS
20503270

ACCOUNT	DESCRIPTION	FY14/15 ACTUALS	FY15/16 ACTUALS	FY16/17 ACTUAL	FY17/18 ADOPTED	FY17/18 ESTIMATE	FY18/19 PROPOSED
REVENUE							
4002	Current Unsecured Property Tax	(70,353)	(58,333)	(90,157)	(70,000)	(51,326)	(70,000)
4150	Administration Building Rental	(15,780)	(15,780)	(15,780)	(18,000)	(15,780)	(15,780)
4151	Agricultural Leases	(169,127)	(161,544)	(174,186)	(170,000)	(197,869)	(170,000)
4152	Airport Land Area Lease	(144,408)	(145,037)	(146,579)	(145,000)	(145,000)	(145,000)
4158	Commercial Operation User Fees	(1,500)	(1,500)	(1,500)	(1,500)	(1,500)	(1,500)
4161	F.B.O. Fuel Flowage Fees	(9,207)	(11,238)	(5,340)	(8,000)	(17,220)	(8,000)
4155	Hangar Rentals	(184,949)	(179,471)	(183,473)	(180,000)	(183,700)	(180,000)
4162	Interest Income	(11,200)	(8,188)	(8,848)	(4,000)	(3,153)	(4,000)
4177	Tiedown Rentals	(6,028)	(2,816)	(2,338)	(2,000)	(1,877)	(2,000)
4240	Utility Reimbursement	(120)	(120)	(120)	(120)	(120)	(120)
4419	California Aid to Airports	(20,000)	(20,000)	0	(10,000)	(10,000)	(10,000)
4657	Miscellaneous Revenue	(25)	0	0	0	0	0
4659	Refunds and Reimbursements	(16,957)	(17,257)	(18,436)	(20,000)	(20,000)	(20,000)
4671	Sale of Real and Personal Property	(1,809)	0	0	0	0	0
TOTAL REVENUE		(651,463)	(621,284)	(646,757)	(628,620)	(647,545)	(626,400)
SALARIES AND BENEFITS							
5000	Salaries / Full-time	69,321	77,758	94,143	107,641	84,218	106,264
5005	Salaries / Part-time	859	22,163	17,490	14,395	0	14,395
5100	Salaries/Overtime	125	103	95	500	233	500
5105	Salaries - Leave Payout	1,036	1,179	3,069	1,354	80	212
5110	Salaries / Uniform Pay	250	250	500	500	500	500
5200	Salaries - Auto and Expense Allowance	510	510	510	510	306	0
5300	Public Employees Retirement System	15,358	18,096	24,834	29,749	25,368	32,843
5302	Long Term Disability Insurance	239	259	316	376	287	381
5303	Life Insurance Premiums	79	82	94	134	84	129
5304	Worker's Compensation Insurance	5,624	8,148	9,657	10,848	7,002	11,134
5305	Medicare Tax - Employer's Share	1,070	1,472	1,809	1,868	1,113	1,841
5307	Deferred Compensation / Part-time	32	842	335	0	0	0
5308	Deferred Compensation / Full-time	2,400	2,620	3,326	3,929	2,995	3,992
5309	Unemployment Insurance	440	1,172	752	630	630	609
5310	Section 125 Benefit Allow.	31,648	36,918	36,755	42,505	32,878	35,989
TOTAL SALARIES AND BENEFITS		128,991	171,572	193,686	214,939	155,694	208,789
MAINTENANCE AND OPERATIONS							
6401	Gas and Electric Utilities	25,891	24,998	21,832	26,000	31,168	32,103
6402	Telephone and Fax Charges	747	753	1,940	1,000	9,629	6,300
6416	Office Supplies - Expendable	121	0	350	600	151	600
7025	Software Costs	0	365	0	0	0	0
6418	Postage / Other Mailing Charges	102	314	178	200	328	200
6425	Vehicle Fuel, Supplies & Maintenance	6,510	7,463	5,427	7,000	5,131	7,000
6440	Contracted Services	6,459	24,973	23,022	40,000	40,838	36,700
6515	Taxes and Assessments	14,370	15,625	9,858	24,000	19,880	24,000
6532	Building Supplies, Keys, Repairs	4,013	9,152	19,927	20,000	15,000	15,000
6532	Other Maintenance Supplies	9,964	0	0	0	0	0
6560	Liability / Property Insurance	46,513	41,932	64,248	58,711	58,711	69,018
6530	Conference, Training, Education	3,109	2,836	3,892	4,000	2,837	4,000
6600	Depreciation / Replacement	284,380	283,257	278,410	0	0	0
6800	Developer Reimbursement	16,957	19,898	17,566	25,000	23,393	25,000
6900	Interfund Charges - Fac.Maint.	11,134	49,224	64,187	17,890	17,890	20,958
6902	Interfund Charges - Central Supply	1,772	775	1,376	2,000	1,291	1,500
6903	Interfund Charges - Cost Distribution	64,083	64,083	0	64,083	64,083	0
6904	Interfund Charges - Admin. Overhead	71,615	63,890	76,995	77,580	77,580	74,613
6908	Interfund Charges - Vehicle Repairs	17,971	18,579	21,382	21,122	21,122	19,166
6907	Interfund Charges - Replace Vehicles	14,200	13,400	12,617	12,617	12,617	11,917
6918	Interfund Charges-Computer Maint.	5,502	5,942	8,160	8,160	7,735	12,528
6920	Interfund Charges-Computer Rplcmt	0	1,900	1,900	1,900	1,900	2,747
6923	Interfund Charges- Software	0	0	2,256	2,912	2,912	1,275
8220	Transfers Out - Insurance Reserve	5,276	9,149	781	3,294	3,294	3,407
TOTAL MAINTENANCE AND OPERATIONS		610,689	658,508	636,305	418,068	417,490	368,031

MUNICIPAL AIRPORT OPERATIONS (continued)
20503270

ACCOUNT	DESCRIPTION	FY14/15 ACTUALS	FY15/16 ACTUALS	FY16/17 ACTUAL	FY17/18 ADOPTED	FY17/18 ESTIMATE	FY18/19 PROPOSED
DEBT SERVICE							
8000	T-Hangar #9 Interest	9,031	8,100	7,126	7,944	6,962	5,933
8001	T-Hangar #9 Principal	0	0	0	20,536	21,518	22,547
TOTAL DEBT SERVICE		9,031	8,100	7,126	28,480	28,480	28,480
TOTAL EXPENDITURES		748,711	838,180	837,117	661,487	601,664	605,300

AIRPORT- CAPITAL PROJECTS

20503510

ACCOUNT	DESCRIPTION	FY14/15 ACTUALS	FY15/16 ACTUALS	FY16/17 ACTUAL	FY17/18 ADOPTED	FY17/18 ESTIMATE	FY18/19 PROPOSED
REVENUE							
4419	Cal-Trans Div of Aeronautics	(2,979)	0	0	(23,625)	(95,499)	0
4450	FAA AIP Grant	(50,626)	(13,499)	(1,281,138)	(472,500)	(561,346)	0
4450	FAA AIP Grant #26	(42,559)	0	0	0	0	0
	TOTAL REVENUE	(96,164)	(13,499)	(1,281,138)	(496,125)	(656,845)	0
CAPITAL OUTLAY							
7030	R/W, T/W & Apron Crack Seal and Joint Seal	0	0	1,329,850	525,000	594,118	0
7030	Apron Reconstruction Phase II	0	0	0	0	0	0
7030	Airport Layout Plan Update, AIP-27	74,246	0	0	0	0	0
7030	Taxiway Edge Lighting- Design AIP-21	0	15,000	0	0	0	0
7030	Apron Reconstruction AIP 24	0	0	0	0	0	0
7030	Apron & Tee Hanger Design AIP 25	0	15,000	0	0	0	0
7030	Pavement Management Program,AIP-26	28,086	0	0	0	0	0
	TOTAL CAPITAL OUTLAY	102,332	29,999	1,329,850	525,000	594,118	0
	TOTAL EXPENDITURES	102,332	29,999	1,329,850	525,000	594,118	0

BEVERAGE CONTAINER RECYCLING
47603640

ACCOUNT	DESCRIPTION	FY14/15 ACTUALS	FY15/16 ACTUALS	FY16/17 ACTUAL	FY17/18 ADOPTED	FY17/18 ESTIMATE	FY18/19 PROPOSED
REVENUE							
4434	Beverage Recycling Grant-State	(59,992)	(37,562)	(1,095)	(16,500)	(16,586)	(16,500)
	TOTAL REVENUE	(59,992)	(37,562)	(1,095)	(16,500)	(16,586)	(16,500)
MAINTENANCE AND OPERATIONS							
6412	Advertising - Other	1,763	0	0	15,000	0	15,000
6416	Office Supplies - Expendable	0	0	0	800	0	800
6418	Postage - Other Mailing Costs	0	0	0	700	0	700
6440	Contracted Services	0	0	0	0	0	0
6530	Conference/Training/Ed	0	0	1,095	0	886	0
6561	Designated for Beverage Recycling	(58,229)	37,562	0	0	0	0
	TOTAL MAINTENANCE AND OPERATIONS	(56,466)	37,562	1,095	16,500	886	16,500
	TOTAL EXPENDITURES	(56,466)	37,562	1,095	16,500	886	16,500

USED OIL RECYCLING
47603650

ACCOUNT	DESCRIPTION	FY14/15 ACTUALS	FY15/16 ACTUALS	FY16/17 ACTUAL	FY17/18 ADOPTED	FY17/18 ESTIMATE	FY18/19 PROPOSED
REVENUE							
6440	Used Oil Recycling Grant-State	(15,665)	(13,203)	(14,851)	(17,928)	(17,928)	(17,916)
	TOTAL REVENUE	(15,665)	(13,203)	(14,851)	(17,928)	(17,928)	(17,916)
MAINTENANCE AND OPERATIONS							
6412	Advertising - Other	7,806	9,864	13,161	15,878	13,509	15,866
6416	Office Supplies - Expendable	0	0	(5)	250	0	250
6418	Postage - Other Mailing Costs	0	0	0	300	0	300
6440	Contracted Services	6,000	3,339	0	0	0	0
6530	Conference, Training, Education	1,858	0	1,695	1,500	0	1,500
	TOTAL MAINTENANCE AND OPERATIONS	15,664	13,203	14,851	17,928	13,509	17,916
	TOTAL EXPENDITURES	15,664	13,203	14,851	17,928	13,509	17,916

SOLID WASTE RECYCLING
47603620

ACCOUNT	DESCRIPTION	FY14/15 ACTUALS	FY15/16 ACTUALS	FY16/17 ACTUAL	FY17/18 ADOPTED	FY17/18 ESTIMATE	FY18/19 PROPOSED
REVENUE							
4355	Transfer-in From Dept 507 Solid Waste	(46,194)	(54,919)	(64,720)	(72,471)	(72,471)	(67,311)
4659	Refunds and Reimbursements	0	0	0	0	0	0
	TOTAL REVENUE	(46,194)	(54,919)	(64,720)	(72,471)	(72,471)	(67,311)
SALARIES AND BENEFITS							
5000	Salaries / Full-time	11,614	10,960	0	0	0	0
5100	Salaries/ Overtime	0	0	0	0	0	0
5105	Salaries - Leave Payout	903	1,113	0	0	0	0
5110	Salaries / Uniform Pay	0	0	0	0	0	0
5200	Salaries - Auto and Expense Allowance	330	0	0	0	0	0
5300	Public Employees Retirement System	1,641	2,188	0	0	0	0
5302	Long Term Disability Insurance	17	17	0	0	0	0
5303	Life Insurance Premiums	5	5	0	0	0	0
5304	Worker's Compensation Insurance	843	760	0	0	0	0
5305	Medicare Tax - Employer's Share	166	125	0	0	0	0
5308	Deferred Compensation / Full-time	0	0	0	0	0	0
5309	Unemployment Insurance	11	11	0	0	0	0
5310	Section 125 Benefit Allow.	1,011	2,862	0	0	0	0
	TOTAL SALARIES AND BENEFITS	16,541	18,042	0	0	0	0
MAINTENANCE AND OPERATIONS							
6418	Postage - Other Mailing Charges	48	12	53	500	131	200
6402	Telephone and Fax Charges	2,083	3,669	3,344	3,300	4,701	4,500
6412	Advertising - Other	0	1,306	1,401	2,000	104	1,000
6416	Office Supplies - Expendable	352	518	664	500	308	500
6440	Contracted Services	18,540	20,320	30,561	34,625	29,656	28,794
6532	Other Maint Supplies	335	459	1,943	1,000	96	500
6560	Liability / Property Insurance	4,729	5,017	6,044	7,238	7,238	8,509
6530	Conference, Training, Education	0	0	0	2,500	831	2,500
6903	Interfund charge Cost Distribution	4,800	4,800	5,040	5,191	5,191	5,191
6904	Interfund Charges - Admin. Overhead	11,785	9,681	15,499	15,617	15,617	8,377
6918	Interfund Charges-Computer Maint.	0	0	0	0	0	0
	TOTAL MAINTENANCE AND OPERATIONS	42,672	45,783	64,549	72,471	63,873	60,071
	TOTAL EXPENDITURES	59,213	63,824	64,549	72,471	63,873	60,071

TIRE CLEAN UP
47603730

ACCOUNT	DESCRIPTION	FY14/15 ACTUALS	FY15/16 ACTUALS	FY16/17 ACTUAL	FY17/18 ADOPTED	FY17/18 ESTIMATE	FY18/19 PROPOSED
REVENUE							
4355	Transfer-In	0	0	0	0	0	(109,120)
4434	Waste Tire Clean-up Grant	(81,394)	(120,183)	(149,499)	(122,183)	(122,183)	0
	TOTAL REVENUE	(81,394)	(120,183)	(149,499)	(122,183)	(122,183)	(109,120)
SALARIES AND BENEFITS							
5000	Salaries / Full-time	37,221	40,387	45,501	53,156	44,646	39,544
5100	Salaries/ Overtime	1,052	829	1,835	1,000	1,098	1,000
5105	Salaries - Leave Payout	2	0	0	0	0	0
5110	Salaries / Uniform Pay	150	0	312	313	313	250
5300	Public Employees Retirement System	5,241	5,519	7,049	12,003	8,997	10,433
5302	Long Term Disability Insurance	129	163	169	191	170	142
5303	Life Insurance Premiums	55	65	63	66	57	51
5304	Worker's Compensation Insurance	3,169	3,544	4,303	4,802	4,150	3,733
5305	Medicare Tax - Employer's Share	607	663	769	833	725	614
5308	Deferred Compensation / Full-time	1,570	1,767	2,009	2,233	1,892	1,661
5309	Unemployment Insurance	296	314	357	273	273	210
5310	Section 125 Benefit Allow.	16,830	19,524	17,168	22,569	26,366	23,661
	TOTAL SALARIES AND BENEFITS	66,322	72,775	79,536	97,439	88,687	81,298
MAINTENANCE AND OPERATIONS							
6425	Vehicle Fuel, Supplies & Maintenance	0	0	432	3,000	0	0
6440	Contracted Services	10,896	15,600	910	26,000	3,623	26,000
6532	Other Supplies	0	0	1,946	400	400	400
8220	Transfers Out - Insurance Rese	0	0	0	0	0	1,138
	TOTAL MAINTENANCE AND OPERATIONS	10,896	15,600	3,288	29,400	4,023	27,538
	TOTAL EXPENDITURES	77,218	88,375	82,824	126,839	92,710	108,836

HAZARDOUS WASTE DISPOSAL ACTIVITY
47603610

ACCOUNT	DESCRIPTION	FY14/15 ACTUALS	FY15/16 ACTUALS	FY16/17 ACTUAL	FY17/18 ADOPTED	FY17/18 ESTIMATE	FY18/19 PROPOSED
REVENUE							
4355	Transfer-in From Dept 507 Solid Waste	(2,581)	(2,582)	(2,676)	(2,676)	(2,676)	0
	TOTAL REVENUE	(2,581)	(2,582)	(2,676)	(2,676)	(2,676)	0
MAINTENANCE AND OPERATIONS							
6412	Advertising - Other	0	0	0	2,500	0	0
6904	Interfund Charges - Admin. Overhead	82	198	175	176	176	0
	TOTAL MAINTENANCE AND OPERATIONS	82	198	175	2,676	176	0
	TOTAL EXPENDITURES	82	198	175	2,676	176	0

MUNICIPAL DISPOSAL ACTIVITIES
47603600

ACCOUNT	DESCRIPTION	FY14/15 ACTUALS	FY15/16 ACTUALS	FY16/17 ACTUAL	FY17/18 ADOPTED	FY17/18 ESTIMATE	FY18/19 PROPOSED
REVENUE							
4162	Interest Income	(47,755)	(36,812)	(43,160)	(18,000)	(14,951)	(15,000)
4208	Late Payment/Other Penalty	(105,990)	(103,606)	(102,712)	(90,000)	(85,217)	(90,000)
4209	Disposal Collection Fees	(5,115,009)	(5,126,994)	(5,186,370)	(5,144,805)	(5,233,910)	(5,233,910)
4659	Refunds and Reimbursements	0	0	(1)	0	0	0
4682	Collection Recovery	(4,982)	(2,771)	(2,544)	(2,000)	(1,183)	(2,000)
	TOTAL REVENUE	(5,273,736)	(5,270,184)	(5,334,787)	(5,254,805)	(5,335,261)	(5,340,910)
SALARIES AND BENEFITS							
5000	Salaries / Full-time	127,792	150,304	172,707	185,040	142,222	119,520
5005	Salaries / Part-time	0	0	10,350	29,093	13,728	29,093
5100	Overtime	196	451	954	1,000	2,346	2,500
5105	Salaries - Leave Payout	2,788	3,530	4,811	5,111	31,887	3,905
5110	Salaries / Uniform Pay	250	250	250	250	250	250
5200	Salaries - Auto and Expense Allowance	1,239	1,238	1,239	1,239	1,035	774
5300	Public Employees Retirement System	28,586	32,506	39,856	44,999	42,068	32,950
5302	Long-term Disability Insurance	456	483	531	585	431	373
5303	Life Insurance Premiums	108	114	114	160	105	109
5304	Worker's Compensation Insurance	10,086	11,911	15,252	18,990	13,698	13,853
5305	Medicare Tax - Employer's Share	1,915	2,170	3,069	3,368	2,438	2,377
5307	Deferred Compensation/Part-time	0	0	404	1,091	526	1,091
5308	Deferred Compensation/Full-time	4,209	4,494	4,925	5,499	3,946	3,027
5309	Unemployment Insurance	692	601	848	996	996	786
5310	Section 125 Benefit Allow.	24,916	23,660	22,631	28,445	18,022	17,212
	TOTAL SALARIES AND BENEFITS	203,233	231,713	277,940	325,865	273,698	227,820
MAINTENANCE AND OPERATIONS							
6401	Gas & Electric Utilities	9,012	8,733	10,680	11,000	12,928	13,316
6416	Office Supplies	106	5,247	1,203	500	500	500
6451	Bank Service Charges	(11)	0	0	0	0	0
7025	Software Costs	0	365	0	0	0	0
6418	Postage / Other Mailing Costs	0	0	0	0	0	0
6425	Vehicle Fuel, Supplies & Maintenance	0	1,815	4,432	2,500	4,878	4,500
6440	Contracted Services	3,350,151	3,533,317	3,636,794	3,699,473	3,699,473	3,782,070
6532	Maintenance/Other Supplies	0	0	0	600	165	600
6560	Liability / Property Insurance	4,729	5,017	6,044	7,238	7,238	8,509
6562	Retiree Insurance premium	0	0	0	932	0	932
6580	OPEB Obligation Expense	19,416	8,733	0	324	0	324
6600	Depreciation / Replacement	7,836	6,189	5,458	0	0	0
6704	Intergovernmental Charge - Landfill Fee	0	0	0	0	0	0
6900	Interfund Charges - Fac.Maint.	15,423	68,185	88,911	23,853	23,853	23,620
6902	Interfund Charges - Central Supply	349	270	191	400	134	200
6903	Interfund Charges - Cost Distribution	4,000	4,000	4,200	4,326	4,326	4,326
6904	Interfund Charges - Admin. Overhead	148,127	318,749	286,315	288,489	288,489	235,562
6908	Interfund Charges - Vehicle Repairs	5,187	5,158	5,936	11,835	11,835	12,200
6907	Interfund Charges - Vehicle Replacement	6,133	6,600	5,138	10,717	10,717	10,717
6909	Interfund Charges - Route & Roll-Off Fees	100,000	100,000	105,000	108,150	108,150	108,150
6918	Interfund Charges-Computer Maint.	8,252	5,941	10,071	10,071	7,735	16,150
6920	Interfund Charges - Computer Rplcmt	0	1,186	1,186	1,186	1,186	3,623
6923	Interfund Charges- Software	0	0	2,256	2,912	2,912	1,275
6412	Advertising - Curbside Event	6,343	4,808	5,036	6,500	6,500	6,500
	TOTAL MAINTENANCE AND OPERATIONS	3,685,053	4,084,315	4,178,851	4,191,006	4,191,019	4,233,074
TOTAL CAPITAL OUTLAY							
7000	Recycling Containers	91,683	149,866	122,090	150,000	129,040	150,000
	TOTAL CAPITAL OUTLAY	91,683	149,866	122,090	150,000	129,040	150,000

MUNICIPAL DISPOSAL ACTIVITIES (continued)

47603600

ACCOUNT	DESCRIPTION	FY14/15 ACTUALS	FY15/16 ACTUALS	FY16/17 ACTUAL	FY17/18 ADOPTED	FY17/18 ESTIMATE	FY18/19 PROPOSED
TRANSFERS OUT							
8200	Operating Transfer to Other Funds	677,193	740,198	481,396	562,500	671,438	770,288
8200	Interfund Transfer / Hazardous Waste	2,581	0	0	2,676	0	0
8200	Interfund Transfer / Recycling Set-aside	46,194	0	0	72,471	0	0
8220	Transfer Out - Insurance Reserve	7,556	13,102	1,118	4,717	4,717	4,373
TOTAL TRANSFERS OUT		733,524	753,300	482,514	642,364	676,155	774,661
<hr/>							
TOTAL EXPENDITURES		4,713,493	5,219,194	5,061,394	5,309,235	5,269,912	5,385,554

STREET CLEANING
47603630

ACCOUNT	DESCRIPTION	FY14/15 ACTUALS	FY15/16 ACTUALS	FY16/17 ACTUAL	FY17/18 ADOPTED	FY17/18 ESTIMATE	FY18/19 PROPOSED
REVENUE							
4341	Interfund Charges Revenue - Re	0	0	(6,052)	0	0	0
4208	Late Payment/Other Penalty	(10,158)	(9,237)	(9,003)	(10,000)	(7,328)	(10,000)
4256	Street Sweeping Fees	(385,300)	(387,513)	(393,468)	(393,824)	(398,717)	(398,717)
4671	Sale of Real and Personal Prop	0	0	(17,600)	0	0	0
4682	Collection Recovery	(374)	(357)	(275)	(200)	(268)	(200)
TOTAL REVENUE		(395,832)	(397,107)	(426,399)	(404,024)	(406,313)	(408,917)
SALARIES AND BENEFITS							
5000	Salaries / Full-time	150,273	212,429	213,819	218,535	189,664	160,965
5005	Salaries / Part-time	0	2,865	7,453	14,976	10,127	14,976
5100	Overtime	3,250	12,683	14,948	5,250	9,021	5,000
5105	Salaries - Leave Payout	6,727	5,077	1,918	1,354	2,175	212
5110	Salaries / Uniform Pay	925	750	1,100	1,100	1,100	800
5200	Salaries - Auto and Expense Allowance	510	510	510	510	306	0
5300	Public Employees Retirement System	37,041	61,386	66,125	58,415	64,581	51,132
5302	Long-term Disability Insurance	538	710	749	775	676	578
5303	Life Insurance Premiums	202	243	242	240	208	174
5304	Worker's Compensation Insurance	12,605	19,219	20,307	21,149	18,290	16,633
5305	Medicare Tax - Employer's Share	2,424	3,554	3,734	3,700	3,095	2,790
5307	Deferred Compensation/Part-time	0	110	437	562	400	562
5308	Deferred Compensation/Full-time	5,169	7,964	8,288	8,587	7,292	6,289
5309	Unemployment Insurance	1,013	1,255	1,292	1,176	1,176	903
5310	Section 125 Benefit Allow.	45,975	73,392	73,664	76,417	68,341	45,445
TOTAL SALARIES AND BENEFITS		266,652	402,147	414,586	412,745	376,452	306,459
MAINTENANCE AND OPERATIONS							
6402	Telephone and Fax Charges	4	3	3	150	3	50
6412	Advertising	703	0	0	2,000	0	500
6425	Vehicle Fuel, Supplies & Maintenance	27,018	27,004	28,357	35,000	26,755	75,500
6532	Other Maintenance Supplies	10,918	10,780	7,265	14,000	14,000	14,000
6560	Liability/Property Insurance	2,627	2,787	3,358	4,021	4,021	4,727
6900	Interfund Charges - Fac. Maint.	9,210	3,732	3,732	0	0	0
6902	Interfund Charges-Central Supply	260	252	206	1,000	1,000	1,000
6904	Interfund Charges - Admin. Ove	0	0	0	0	0	20,623
6908	Interfund Charges-Vehicle Repairs	65,561	71,882	82,727	82,328	82,328	74,705
6907	Interfund Charges -Replacement Vehicles	65,733	80,967	90,133	91,404	91,404	91,404
8220	Transfer Out - Insurance Reserve	10,100	17,514	1,495	6,305	6,305	5,084
TOTAL MAINTENANCE AND OPERATIONS		192,134	214,922	217,276	236,208	225,816	287,594
TOTAL EXPENDITURES		458,786	617,069	631,861	648,953	602,269	594,053

Note: The budget above was moved from Fund 10200, Department 338 in fiscal year 2014/2015.

**GRAFFITI ABATEMENT
10203020**

ACCOUNT	DESCRIPTION	FY14/15 ACTUALS	FY15/16 ACTUALS	FY16/17 ACTUAL	FY17/18 ADOPTED	FY17/18 ESTIMATE	FY18/19 PROPOSED
REVENUE							
4341	Interfund Charges Revenue - Re	0	0	(2,529)	0	0	0
4334	Interfund Charges - CDBG	(155,133)	(109,375)	0	0	0	0
4346	Interfund charges - Cost Distribution	(20,000)	(50,000)	(60,000)	(60,000)	(60,000)	(60,000)
4355	Transfer-in From Fund 10200	0	(35,000)	(84,000)	(84,000)	(84,000)	(84,000)
	Transfer-In Solid Waste Dept 507	(10,000)	(35,000)	0	0	0	0
	Transfer-in From Fund 41300 Gas Tax	(35,000)	(37,636)	0	0	0	0
4659	Refunds and Reimbursements	0	0	(218)	0	0	0
TOTAL REVENUE		(220,133)	(267,011)	(146,747)	(144,000)	(144,000)	(144,000)
SALARIES AND BENEFITS							
5000	Salaries / Full-time	45,844	62,845	90,160	111,139	102,162	68,502
5005	Salaries / Part-time	33,908	15,604	14,969	0	0	0
5100	Salaries / Overtime	9	3,334	7,149	5,000	301	4,000
5105	Salaries - Leave Payout	153	0	0	0	0	0
5110	Salaries / Uniform Pay	500	500	700	700	450	375
5300	Public Employees Retirement System	10,408	15,012	24,690	23,814	20,004	20,915
5302	Long Term Disability Insurance	184	216	329	400	375	247
5303	Life Insurance Premiums	79	87	121	142	134	76
5304	Worker's Compensation Insurance	6,375	6,932	9,681	10,302	8,782	6,670
5305	Medicare Tax - Employer's Share	1,235	1,237	1,738	1,762	1,449	1,098
5307	Deferred Compensation / Part-time	1,272	486	0	0	0	0
5308	Deferred Compensation / Full-time	1,863	2,607	3,857	4,668	4,103	2,877
5309	Unemployment Insurance	1,352	1,163	751	588	588	315
5310	Section 125 Benefit Allow.	33,734	42,129	36,878	48,811	46,835	35,492
TOTAL SALARIES AND BENEFITS		136,916	152,154	191,023	207,325	185,183	140,567
MAINTENANCE AND OPERATIONS							
6425	Vehicle Fuel, Supplies & Maintenance	11,176	9,596	9,584	15,000	10,000	12,000
6440	Contracted Services	1,556	797	1,464	0	555	0
6532	Other Maintenance Supplies	6,517	9,279	8,948	20,000	12,378	16,000
6532	Paint Supplies	7,643	0	0	0	0	0
6902	Interfund Charges - Central Supply	1,083	809	620	1,500	1,468	1,500
6908	Interfund Charges - Vehicle Repairs	35,133	38,447	44,247	31,955	31,954	28,996
6907	Interfund Charges - Vehicle Replacement	18,500	17,567	0	14,479	14,479	14,479
TOTAL MAINTENANCE AND OPERATIONS		81,608	76,495	64,863	82,934	70,834	72,975
TOTAL EXPENDITURES		218,524	228,649	255,887	290,259	256,017	213,542

WATER UTILITY - BILLING/COLLECTIONS
20300000

ACCOUNT	DESCRIPTION	FY14/15 ACTUALS	FY15/16 ACTUALS	FY16/17 ACTUAL	FY17/18 ADOPTED	FY17/18 ESTIMATE	FY18/19 PROPOSED
UNDESIGNATED REVENUE							
4162	Interest Income	(93,589)	(83,557)	(123,118)	(40,000)	(72,541)	(70,000)
4205	Capital Development Charge	(751)	(439)	(1,737)	0	(2,732)	0
4206	Construction Usage Fees	(7,645)	(5,620)	(6,462)	(6,000)	(2,560)	(6,000)
4208	Late Payment/Other Penalty	(101,942)	(118,204)	(158,476)	(105,000)	(175,022)	(125,000)
4215	Infrastructure Cost Payback	(5,649)	0	(8,242)	(5,000)	(43,544)	(5,000)
4220	Meter Amortization	(6,035)	(6,282)	(8,179)	(9,000)	(3,003)	(9,000)
4221	Meter Setup / Relocation Fee	(2,104)	(2,442)	(2,480)	(2,000)	(445)	(2,000)
4224	Water Patrol Fines	(23,575)	(67,344)	(86,550)	(25,000)	(53,737)	(50,000)
4229	User Charges	(5,384,900)	(7,023,855)	(8,821,446)	(10,634,682)	(11,087,817)	(10,399,466)
4246	Water Permits and Fees	(1,225)	(1,611)	(1,674)	(1,500)	(2,396)	(1,500)
4320	Capital Contribution	(26,269)	(46,725)	0	0	0	0
4346	Interfund Charges - Cost Distribution	(4,000)	(4,000)	(4,200)	(4,326)	(4,326)	(4,326)
4355	Transfer In from Rate Stabilization Fund	0	0	0	0	0	0
4659	Refunds and Reimbursements	(10,944)	(13,630)	(5,884)	(5,000)	(2,886)	(5,000)
4671	Sale of Real and Personal Property	(1,952)	(4,250)	(6,187)	0	(1,750)	0
4682	Collection Recovery	(2,853)	(2,563)	(3,473)	(2,000)	(1,096)	(2,000)
4751	Realized Gain/(<Loss> on Sale of Invest.	0	0	23,459	0	0	0
4202	Application Fee	(38,977)	(37,429)	(40,668)	(35,000)	(34,439)	(35,000)
4742	Unrealized Gain/Loss on Invest	0	0	43,558		0	0
TOTAL UNDESIGNATED REVENUE		(5,712,410)	(7,417,952)	(9,211,758)	(10,874,508)	(11,488,294)	(10,714,292)
MAINTENANCE AND OPERATIONS							
6904	Interfund Charges - Admin. Overhead	51,775	55,769	0	0	0	0
8200	Operating Transfer to other funds	594,385	670,397	0	0	0	0
8200	Operating Transfer to Rate Stabilization Fund	0	0	0	0	0	0
TOTAL MAINTENANCE AND OPERATIONS		646,160	726,166	0	0	0	0
TOTAL EXPENDITURES		646,160	726,166	0	0	0	0

**WATER UTILITY - MAINTENANCE AND OPERATIONS
20303800**

ACCOUNT	DESCRIPTION	FY14/15 ACTUALS	FY15/16 ACTUALS	FY16/17 ACTUAL	FY17/18 ADOPTED	FY17/18 ESTIMATE	FY18/19 PROPOSED
SALARIES AND BENEFITS							
5000	Salaries / Full-time	438,268	512,527	660,040	772,596	662,960	654,137
5005	Salaries / Part-time	18,496	22,189	9,900	19,054	2,186	14,395
5100	Salaries / Overtime	30,871	38,274	40,472	25,000	36,610	35,000
5105	Salaries - Leave Payout	19,168	13,519	15,798	9,702	33,885	7,155
5110	Salaries / Uniform Pay	1,620	2,050	2,835	2,673	2,520	2,498
5200	Salaries - Auto & Expense Allowance	2,559	1,238	1,238	1,239	1,052	909
5300	Public Employees Retirement System	105,519	127,030	191,229	180,142	185,386	171,088
5302	Long Term Disability Insurance	1,519	1,711	2,234	2,619	2,232	2,258
5303	Life Insurance Premiums	432	465	590	749	589	667
5304	Worker's Compensation Insurance	42,037	49,875	64,499	72,224	61,869	64,616
5305	Medicare Tax - Employer's Share	8,218	9,253	12,112	12,625	10,824	10,913
5307	Deferred Compensation / Part-time	430	512	359	540	91	540
5308	Deferred Compensation / Full-time	15,513	17,736	24,081	28,552	23,291	24,336
5309	Unemployment Insurance	3,132	2,690	3,541	3,201	3,201	2,844
5310	Section 125 Benefit Allow.	123,174	140,763	167,311	218,367	167,794	175,821
TOTAL SALARIES AND BENEFITS		810,956	939,833	1,196,238	1,349,282	1,194,490	1,167,177
MAINTENANCE AND OPERATIONS							
6401	Gas and Electric Utilities	1,241,825	1,064,872	1,334,641	1,360,000	1,490,291	1,535,000
6402	Telephone and Fax Charges	4,275	4,005	13,192	7,800	8,395	8,500
6411	Advertising/Bids and Notices	0	0	132	0	0	0
6412	Advertising - Other	569	1,899	826	1,000	610	1,000
6414	Professional Dues	3,839	2,503	1,657	5,700	2,103	5,700
6415	Publications/Subscriptions	0	0	0	475	0	0
6416	Office Supplies - Expendable	1,257	1,502	1,836	1,500	1,500	1,500
6417	Software Costs	0	2,918	0	23,295	0	0
6418	Postage / Other Mailing Charges	654	693	539	700	700	1,200
6420	Mileage Reimbursements	0	0	0	100	0	0
6425	Vehicle Fuel, Supplies & Maintenance	29,881	24,710	26,523	36,500	33,275	36,500
6440	Contracted Services	127,656	45,820	183,451	185,003	100,000	225,610
6515	Taxes and Assessments	8,468	10,151	5,676	16,000	8,800	12,000
6532	Building Supplies, Keys, Repairs	2,111	2,654	191,060	172,500	294,677	125,000
6532	Other Maintenance Supplies	233,527	2,654	0	0	0	0
6560	Liability / Property Insurance	77,768	82,508	99,391	119,031	119,031	139,926
6562	Retiree Insurance Premiums	1,491	1,716	1,712	2,704	2,378	2,704
6580	OPEB Obligation Expense	0	2,358	0	5,885	0	5,885
6530	Conference, Training, Education	5,225	4,377	8,961	15,000	15,000	15,000
6555	Water Conservation Program	9,516	18,764	0	0	415	0
6600	Depreciation / Replacement	68,415	70,170	47,310	0	0	0
6923	Interfund Charges - Software	0	0	18,038	23,295	23,295	10,199
6900	Interfund Charges - Fac. Maint	16,768	74,131	96,665	125,229	125,229	130,739
6902	Interfund Charges - Central Supply	16,040	39,377	11,553	22,500	22,500	22,500
6903	Interfund Charges - Cost Distribution	186,097	201,097	214,917	384,917	214,917	214,917
6904	Interfund Charges - GF-Admin. Overhd	211,822	278,866	321,972	324,417	324,417	303,081
6908	Interfund Charges - Vehicle Repairs	52,894	55,612	71,481	75,090	75,090	66,104
6907	Interfund Charges - Replace Vehicles	90,267	95,733	88,833	86,667	86,667	85,000
6918	Interfund Charges-Computer Maint.	35,067	47,535	80,573	80,573	61,882	88,411
6920	Interfund Charges-Computer Rplcmt	0	9,487	9,487	9,487	9,487	19,302
6924	Interfund Charges - Motor Rental	0	0	0	0	0	4,670
8200	Transfer Out - Water Conservation	0	0	60,000	60,000	60,000	60,000
8220	Transfer Out - Insurance Reserve	28,008	48,570	4,145	17,485	17,485	20,080
TOTAL MAINTENANCE AND OPERATIONS		2,453,440	2,194,682	2,894,570	3,162,854	3,098,144	3,140,529
CAPITAL OUTLAY							
7000	Office Furniture	895	0	0	0	0	0
7000	Computer Equipment and Peripherals	348	0	0	0	0	0
7000	Replacement of Equipment	0	0	1,246	16,600	16,600	0
7000	Pump Bowls	22,500	0	0	0	0	0
7050	4th St Widening, UPRR to Lake, R-5	0	0	0	0	0	0
TOTAL CAPITAL OUTLAY		23,743	0	1,246	16,600	16,600	0
TOTAL EXPENDITURES		3,288,139	3,134,515	4,092,054	4,528,736	4,309,234	4,307,706

WATER UTILITY- CAPITAL OUTLAY

20303830

ACCOUNT	DESCRIPTION	FY14/15 ACTUALS	FY15/16 ACTUALS	FY16/17 ACTUAL	FY17/18 ADOPTED	FY17/18 ESTIMATE	FY18/19 PROPOSED
MAINTENANCE AND OPERATIONS							
6600	Depreciation / Replacement	749,154	775,901	770,476	0	0	0
6602	Capitalized Asset Contra Account	(577,528)	(42,285)	0	0	0	0
6605	Loss on Disposal of Capital Asset	0	0	0	0	0	0
TOTAL MAINTENANCE AND OPERATIONS		171,626	733,616	770,476	0	0	0
CAPITAL OUTLAY							
7030	Facilities and Improvements	0	0	0	0	0	25,000
6804	Infrastructure Study	0	48,319	0	0	150,000	150,000
7050	Water Tower Recoating	0	0	1,861,881	0	3,022,000	0
7050	Replace Water Meters	442,377	2,074	0	0	0	0
7050	Water Well #37 and #18	577,528	42,285	0	0	0	0
7050	Construction/Infrastructure	0	0	0	0	0	2,649,500
7050	Well #27 Pipeline Outfall Extension - W-17	0	0	0	530,000	0	0
7050	Pump Station for tank at Ave 17/Road27-W-PS-1	0	0	0	158,000	0	0
7050	Water Tower Demolition, W-26	0	0	0	265,000	0	0
6804	Water System Condition Assess/Rehab	0	1,639	74,241	250,000	0	0
7050	Water Storage Tank Installation	0	0	0	225,000	0	0
7050	Well 28 Pump Replacement	0	0	0	500,000	0	0
7050	4th St Median, R-56	0	54,363	0	0	0	0
7050	Asset Management Software	0	0	0	150,000	0	0
7050	Lake St Water Main-Ellis to Ave 17	0	0	0	60,000	0	0
7050	Chlorination Well 15	0	0	0	115,000	0	0
7050	Water Meter Programmer (2)	0	0	0	20,000	0	0
7050	Water Meter Test Stand	0	0	0	50,000	0	0
7050	Large Water Meter Replacement (25)	0	0	0	100,000	0	0
7050	Replace Commercial Water Meters-W23	27,866	316,632	0	100,000	0	0
7000	Pump Bowls	0	0	0	50,000	0	0
7000	3 Cranes for Vehicles	0	0	0	30,000	0	0
TOTAL CAPITAL OUTLAY		1,047,771	465,310	1,936,122	2,603,000	3,172,000	2,824,500
TOTAL EXPENDITURES		1,219,397	1,198,927	2,706,598	2,603,000	3,172,000	2,824,500

WATER UTILITY - QUALITY CONTROL
20303810

ACCOUNT	DESCRIPTION	FY14/15 ACTUALS	FY15/16 ACTUALS	FY16/17 ACTUAL	FY17/18 ADOPTED	FY17/18 ESTIMATE	FY18/19 PROPOSED
SALARIES AND BENEFITS							
5000	Salaries / Full-time	169,235	148,465	323,527	410,533	380,031	282,767
5005	Salaries / Part-time	44,690	68,558	40,324	29,093	38,094	0
5100	Salaries / Overtime	1,610	1,422	1,051	9,000	2,319	19,500
5105	Salaries - Leave Payout	6,156	1,179	4,482	1,354	25,692	212
5110	Salaries / Uniform Pay	1,000	750	1,875	2,000	2,000	1,750
5200	Salaries - Auto and Expense Allowance	510	510	510	510	306	0
5300	Public Employees Retirement System	41,018	35,971	79,794	102,736	103,360	73,696
5302	Long Term Disability Insurance	662	602	1,190	1,466	1,265	1,016
5303	Life Insurance Premiums	226	200	346	484	354	367
5304	Worker's Compensation Insurance	17,742	17,955	31,718	39,732	36,145	27,824
5305	Medicare Tax - Employer's Share	3,290	3,177	5,704	6,881	6,616	4,733
5307	Deferred Compensation / Part-time	1,703	2,603	1,507	1,091	1,481	0
5308	Deferred Compensation / Full-time	6,905	5,281	12,826	16,651	14,697	11,405
5309	Unemployment Insurance	2,480	2,472	2,798	2,394	2,394	1,491
5310	Section 125 Benefit Allow.	78,061	89,737	94,903	154,053	103,425	93,031
TOTAL SALARIES AND BENEFITS		375,288	378,880	602,554	777,978	718,179	517,792
MAINTENANCE AND OPERATIONS							
6402	Telephone and Fax Charges	848	736	3,937	4,000	7,500	5,000
6411	Advertising - Bids and Legal Notices	0	0	1,254	6,000	200	6,000
6414	Professional Dues	1,120	165	0	1,000	210	0
6416	Office Supplies - Expendable	278	569	909	1,000	2,763	1,500
6418	Postage / Other Mailing Charges	4,869	3,052	3,420	3,400	2,978	3,400
6425	Vehicle Fuel, Supplies & Maintenance	3,316	2,066	3,791	10,000	2,223	3,000
6515	Taxes and Assessments	0	0	37,390	40,000	37,808	40,000
6555	Water Conservation Program	0	24,195	139,139	230,000	230,000	0
6440	Contracted Services	46,519	59,801	92,468	240,238	18,150	225,000
6532	Other Maintenance Supplies	25,290	74,419	42,134	50,000	40,000	50,000
6562	Retiree Insurance Premiums	0	0	0	932	0	932
6580	OPEB Obligation Expense	0	0	0	1,604	0	1,604
6530	Conference, Training, Education	1,972	713	5,385	6,500	6,500	6,500
6600	Depreciation / Replacement	10,935	10,935	10,935	0	0	0
6900	Interfund Charges - Fac. Maint.	16,768	74,131	96,665	83,486	83,486	85,497
6902	Interfund Charges - Central Supply	1,238	1,557	4,615	4,000	2,753	4,000
6903	Interfund Charges - Cost Distribution	0	0	170,000	170,000	170,000	170,000
6904	Interfund Charges - Admin. Overhead	23,478	41,195	86,370	87,026	87,026	57,361
6908	Interfund Charges - Vehicle Repairs	7,597	7,669	8,826	10,959	10,959	15,219
6907	Interfund Charges - Replace Vehicles	8,000	9,400	8,813	11,417	11,417	14,883
8220	Transfer Out - Insurance Reserve	14,684	25,462	2,173	9,166	9,166	8,490
TOTAL MAINTENANCE AND OPERATIONS		166,912	336,065	718,223	970,729	723,139	698,385
CAPITAL OUTLAY							
	New Equipment	0	0	0	0	0	0
7000	Replacement of Equipment	0	0	0	0	0	0
TOTAL CAPITAL OUTLAY		0	0	0	0	0	0
TOTAL EXPENDITURES		542,200	714,946	1,320,778	1,748,707	1,441,318	1,216,177

WATER UTILITY - WATER CONSERVATION
20303820

ACCOUNT	DESCRIPTION	FY14/15 ACTUALS	FY15/16 ACTUALS	FY16/17 ACTUAL	FY17/18 ADOPTED	FY17/18 ESTIMATE	FY18/19 PROPOSED
REVENUE							
4244	Water Conservation Revenue	0	0	0	0	0	(1,289,319)
	TOTAL REVENUE	0	0	0	0	0	(1,289,319)
SALARIES AND BENEFITS							
5000	Salaries / Full-time	0	0	0	0	0	101,853
5005	Salaries / Part-time	0	0	0	0	0	29,093
5100	Salaries / Overtime	0	0	0	0	0	0
5105	Salaries - Leave Payout	0	0	0	0	0	0
5110	Salaries / Uniform Pay	0	0	0	0	0	250
5200	Salaries - Auto and Expense Allowance	0	0	0	0	0	0
5300	Public Employees Retirement System	0	0	0	0	0	32,689
5302	Long Term Disability Insurance	0	0	0	0	0	367
5303	Life Insurance Premiums	0	0	0	0	0	102
5304	Worker's Compensation Insurance	0	0	0	0	0	12,319
5305	Medicare Tax - Employer's Share	0	0	0	0	0	1,980
5307	Deferred Compensation / Part-time	0	0	0	0	0	1,091
5308	Deferred Compensation / Full-time	0	0	0	0	0	4,278
5309	Unemployment Insurance	0	0	0	0	0	840
5310	Section 125 Benefit Allow.	0	0	0	0	0	25,140
	TOTAL SALARIES AND BENEFITS	0	0	0	0	0	210,002
MAINTENANCE AND OPERATIONS							
6411	Advertising	0	0	0	0	0	25,000
6555	Water Conservation Program	0	0	0	0	0	200,000
6904	Interfund Charges - Admin. Overhead	0	0	0	0	0	17,734
8220	Transfer Out - Insurance Reserve	0	0	0	0	0	3,675
	TOTAL MAINTENANCE AND OPERATIONS	0	0	0	0	0	246,409
CAPITAL OUTLAY							
7000	Vehicles and Equipment	0	0	0	0	0	0
7030	Facilities and Improvements	0	0	0	0	0	0
7050	Construction/Infrastructure	0	0	0	0	0	0
	TOTAL CAPITAL OUTLAY	0	0	0	0	0	0
	TOTAL EXPENDITURES	0	0	0	0	0	456,411

WATER DEBT SERVICE - REVENUE BONDS

20303840

ACCOUNT	DESCRIPTION	FY14/15 ACTUALS	FY15/16 ACTUALS	FY16/17 ACTUAL	FY17/18 ADOPTED	FY17/18 ESTIMATE	FY18/19 PROPOSED
REVENUE							
4162	Interest Income-2010 bond	(5,234)	(8,245)	(5,028)	(8,000)	0	0
4742	Unrealized Gain <Loss> From Invest.	(3,287)	(3,122)	0	0	0	0
	TOTAL REVENUE	(8,521)	(11,367)	(5,028)	(8,000)	0	0
MAINTENANCE AND OPERATIONS							
6440	Contracted Services	0	1,500	2,655	0	0	0
6448	Bond Trustee Fees	0	1,902	3,354	4,900	4,900	4,134
6601	Amortization Expense	(1,368)	(1,038)	0	0	3,500	4,721
8000	Interest Expense	95,769	62,779	549,584	72,150	74,740	69,560
8001	Principal Repayment-2006/2015 bond	0	0	0	70,000	70,000	75,000
6448	Bond Trustee Fees	5,300	1,902	0	0		0
6601	Amortization Expense-2010 bond	5,422	5,422	0	15,400	15,400	0
8000	Interest Expense-2010 bond	496,013	62,779	0	467,513	467,513	458,063
8001	Principal Repayment-2010 bond	0	0	0	315,000	315,000	320,000
	TOTAL MAINTENANCE AND OPERATIONS	601,136	135,247	555,593	944,963	951,053	931,478
	TOTAL EXPENDITURES	601,136	135,247	555,593	944,963	951,053	931,478

WATER RATE STABILIZATION FUND

20310000

ACCOUNT	DESCRIPTION	FY14/15 ACTUALS	FY15/16 ACTUALS	FY16/17 ACTUAL	FY17/18 ADOPTED	FY17/18 ESTIMATE	FY18/19 PROPOSED
REVENUE							
4355	Transfer-in from Fund 20300	0	0	0	0	0	0
	TOTAL REVENUE	0	0	0	0	0	0
MAINTENANCE AND OPERATIONS							
8200	Transfer-Out to Fund 20300	0	0	0	0		0
	TOTAL MAINTENANCE AND OPERATIONS	0	0	0	0	0	0
	TOTAL EXPENDITURES	0	0	0	0	0	0

PUBLIC WORKS- FACILITIES MAINTENANCE
30710000

ACCOUNT	DESCRIPTION	FY14/15 ACTUALS	FY15/16 ACTUALS	FY16/17 ACTUAL	FY17/18 ADOPTED	FY17/18 ESTIMATE	FY18/19 PROPOSED
REVENUE							
4162	Interest Income	0	(2,317)	(2,390)	0	(697)	0
4348	Interfund Charges - Admin. Overhead	(655,414)	(904,517)	(1,122,017)	(956,730)	(956,730)	(990,250)
4355	Trans-In From Fund 41300 Gas Tax	(620,000)	(521,967)	(439,000)	(625,808)	(625,808)	(690,715)
4659	Refunds and Reimbursements	(4,426)	(14,520)	(3,266)	0	(6,681)	0
4657	Miscellaneous Revenue	(6,852)	0	0	0	0	0
4742	Unrealized Gain/Loss on Invest	0	0	559	0	0	0
4751	Realized Gain/Loss Sale of Inv	0	0	331	0	0	0
TOTAL REVENUE		(1,286,692)	(1,443,321)	(1,565,783)	(1,582,538)	(1,589,916)	(1,680,965)
SALARIES AND BENEFITS							
5000	Salaries / Full-time	307,908	351,247	479,700	532,251	521,093	537,821
5005	Salaries / Part-time	28,639	32,054	6,561	0	0	0
5100	Salaries / Overtime	1,699	(894)	841	1,500	2,278	3,500
5105	Salaries - Leave Payout	1,535	6,324	1,878	3,108	0	1,966
5110	Salaries / Uniform Pay	1,150	1,650	1,900	2,150	2,150	2,150
5200	Salaries - Auto and Expense Allowance	511	512	511	510	306	0
5300	Public Employees Retirement System	72,325	79,894	123,241	123,704	142,020	142,310
5302	Long Term Disability Insurance	1,097	1,187	1,700	1,904	1,885	1,935
5303	Life Insurance Premiums	308	329	427	474	470	474
5304	Worker's Compensation Insurance	27,341	32,418	42,436	47,250	44,878	49,738
5305	Medicare Tax - Employer's Share	5,351	5,790	7,757	8,248	7,805	8,339
5307	Deferred Compensation / Part-time	1,080	1,216	244	0	0	0
5308	Deferred Compensation / Full-time	12,514	13,895	19,601	21,763	20,592	22,117
5309	Unemployment Insurance	2,947	2,130	2,206	1,932	1,932	1,932
5310	Section 125 Benefit Allow.	82,374	110,108	145,126	154,679	160,443	160,747
TOTAL SALARIES AND BENEFITS		546,779	637,862	834,130	899,474	905,852	933,029
MAINTENANCE AND OPERATIONS							
6401	Gas and Electric Utilities	29	0	0	0	0	0
6401	Gas and Electric Utilities	387,987	384,105	338,352	319,908	366,852	377,857
6402	Telephone and Fax Charges	1,469	1,354	2,517	2,000	1,824	2,000
6416	Office Supplies - Expendable	349	122	208	350	168	350
6425	Vehicle Fuel, Supplies & Maintenance	7,449	6,781	7,865	7,000	9,185	8,000
6440	Contracted Services	2,131	10,569	95,753	44,046	30,000	59,500
6440	Contracted Services- Gas Tax Eligible	24,014	10,569	0	27,000	0	0
6530	Conference, Training, Education	800	4,699	8,372	7,500	2,242	7,500
6533	Street Light Repairs/Parts	0	208,757	0	0	0	0
6600	Depreciation / Replacement	0	0	1,263	0	0	0
6532	Building Supplies, Keys, Repairs	1,516	1,235	6,646	8,050	8,000	8,050
6532	Other Maintenance Supplies	4,890	1,235	0	0	0	0
6532	Electrical Repair Parts	445	1,235	0	0	0	0
6533	Street Light Repair & Parts	193,377	208,757	41,872	100,000	100,000	100,000
6533	Traffic Signal Parts	10,083	208,757	0	0	0	0
6562	Retiree Insurance Premiums	0	0	0	832	832	832
6902	Interfund Charges - Central Supply	3,952	2,414	2,824	4,000	3,708	4,000
6904	Interfund Charges - Admin Overhead	0	65,352	74,139	74,702	74,702	83,682
6907	Interfund Charges - Vehicle Replacements	5,467	5,533	10,133	11,700	11,700	11,700
6908	Interfund Charges - Vehicle Repairs	14,138	15,863	19,037	20,278	20,278	18,400
6918	Interfund Charges-Computer Maint.	16,506	20,796	28,450	28,450	27,073	36,080
6920	Interfund Charges - Computer Replacement	0	4,150	4,150	4,150	4,150	7,816
6923	Interfund Charges- Software	0	0	7,893	10,192	10,192	4,462
7025	Software Costs	0	1,276	0	0	0	0
8220	Transfer Out - Insurance Reserve	20,674	35,851	3,059	12,906	12,906	15,249
TOTAL MAINTENANCE AND OPERATIONS		695,276	1,199,409	652,534	683,064	683,812	745,478
TOTAL EXPENDITURES		1,242,055	1,837,271	1,486,663	1,582,538	1,589,664	1,678,507

PARKS AND COMMUNITY SERVICES

DEPARTMENT SUMMARY

The Parks and Community Services (PCS) Department provides a wide range of direct services to the public and is divided into three major operational Divisions: Administration; Recreation & Community Services; and Parks Maintenance. Departmental responsibilities include management, oversight and maintenance of a variety of different sized parks (including a sports complex), a trail that bisects Madera, greenbelts/paseos, a 179 acre municipal golf course, and other public green spaces which include median islands and approximately 80 Landscape Maintenance Zones (LMZs) throughout the City. Oversight and management of recreation facilities like community and youth centers, senior centers, an aquatics complex and a skate park are also key functions for PCS staff. Additional major responsibilities include management, design and implementation of recreation and community service programming for Maderans of all ages. Programs and services include, but are not limited to: educational and leisure classes; youth and adult sports (including leagues and tournaments); swimming lessons and other aquatics programming; day camps; after school programs; fitness/wellness programs for all ages; leadership and career preparedness; drop-in recreation programs for youth including sports, crafts, technology and audio-engineering; and nutrition and recreation programs for senior citizens including those with special needs. The PCS Department also hosts several community special events and seeks outside funding to provide programs such as Movies in the Park, participation in the Pomegranate Festival, and community volunteer days and others. Current staffing levels consist of 21 full-time staff and more than 70 part-time employees (making up 28.95 FTE). The FY 2017/18 Budget for the Department was \$5,248,066 including the golf course.

Parks Development Fund - Department 4109000

The Parks Development Fund captures the expected revenues for the Department's capital projects. Types of projects represented in this fund include new construction and improvements to existing infrastructure. Examples of projects consist of renovation and or replacement of park pavilions, new construction of structures such as restrooms, and significant maintenance improvements such as re-roofing or parking lot renovations. Park Planning activities are reflected in the Parks Development Fund. Resources anticipated in the FY 2018/19 Budget Year include Housing Related Parks Program grant dollars that will be allocated toward land-banking for future park development.

Landscape Maintenance Districts - Department 10206110

The Landscape Maintenance District (LMD) Cost center was created in FY 15/16 to capture the revenues and expenditures related to fully burdened personnel, maintenance and operations of the City's LMD program. In the spring of 2015, the Madera City Council directed staff to dismiss the contracted vendor and take on the maintenance of 80 LMDs in Madera. Revenues are made up solely of assessments paid by individual parcel owners with their biannual property tax payment. Since the transition to move this work in-house, the quality of the landscaping has substantially improved and customer complaints have sharply decreased.

Parks - Department 10206100

Department 10206100 captures revenues, fully burdened personnel, maintenance and operational activities for all of the City's park space, trail space and public green space. Day-to-day operations include maintenance of turf, trees, landscape, trails, public restrooms, picnic areas and pavilions. The Parks team is also engaged in maintaining green space irrigation, the urban forest and field preparation for sports activities, tournaments and special events. Expenses to keep parks maintenance rolling stock safely working and in service are accounted for in this Department as are utility costs.

Recreation - Department 10206200

The 10216200 cost center reflects revenues and expenses (fully burdened staffing, materials, and M&O) associated with the provision of recreation programs and activities. The PCS Department offers a variety of free, low-cost and fee-based recreation and enrichment programs such as after-school recreation, Kids Camp, themed program weeks, Youth Commission, audio engineering, technology programs, robotics classes, nature-themed programs, leadership, cooking/wellness classes, cheer/dance, drop-in recreation activities and other general recreation programs.

Administration - Department 10206000

The Administration Division is devoted to the management and oversight of the entire PCS Department. Specific functions include management of the department's fiscal, contractual, purchasing, safety, policy and procedure, grant-making, grant management, marketing, IT functions, as well as other duties. Administrative Division employees prepare communications with other City Departments, including City Council, and are responsible for considerable amount of the Department's partnerships, collaborations, marketing, resource allocation and revenue generating/fund-raising efforts. Administrative Staff also prepare bid documents, project specifications and create contracts/agreements with outside agencies.

Special Events - Department 10206270

The Special Events Budget demonstrates revenues and expenditures for community events including but not limited to: Golf Tournaments, Movies in the Park, the Pomegranate Festival and others. Revenues in this cost center are made up of community donations, sponsorships, grants and fundraising, while expenditures, among other things, include fully-burdened staff costs, and movie-licensing.

Sports Programs - Department 10206220

Department 10206220 reflects both revenues and expenditures related to youth and adult sports programming. PCS provides organized, fee-based sport leagues and tournaments for Maderans of all ages. Basketball, softball, T-Ball, flag-football, and soccer are among the department's many sports offerings. Essentially, these varied sports programs (for children as young as 2 years of age to adults and seniors) are captured in this cost center.

Aquatics - Department 10206230

The aquatics program budget provides for maintenance, operations and staffing for the City's swimming pool complex. This budget is comprised of a variety of programs including swimming lessons, special events, drop-in swimming and pool rentals. Revenues in this department are derived from daily admissions, group and private swim lessons, concession sales and rental of the facility. While the bulk of programming occurs in the summer months, expenses are incurred year-round and include labor, utilities and chemicals needed to maintain water chemistry levels to healthy standards and to keep the facility clean.

Centers - Department 10206240

Department 10206240 provides for fully-burdened personnel, maintenance and operations for the PCS Department's community centers. Centers included in this cost center are: the John W. Wells Youth Center, Pan-American Community Center, Bergon Senior Center, Youth Hut, Mexican-American Center, Millview Center and the Skate Park. Revenues collected from rentals/leases of the various centers are recorded in this cost center. Expenses include utilities, and contracted services such as janitorial and pest control.

Median Landscaping - Department 10206120

This cost center provides for irrigation and upkeep of various median islands throughout the City. Gas tax is the sole source of revenue for the activities reflected within this cost center for the 18/19 Fiscal Year and this work is contracted out to an outside vendor.

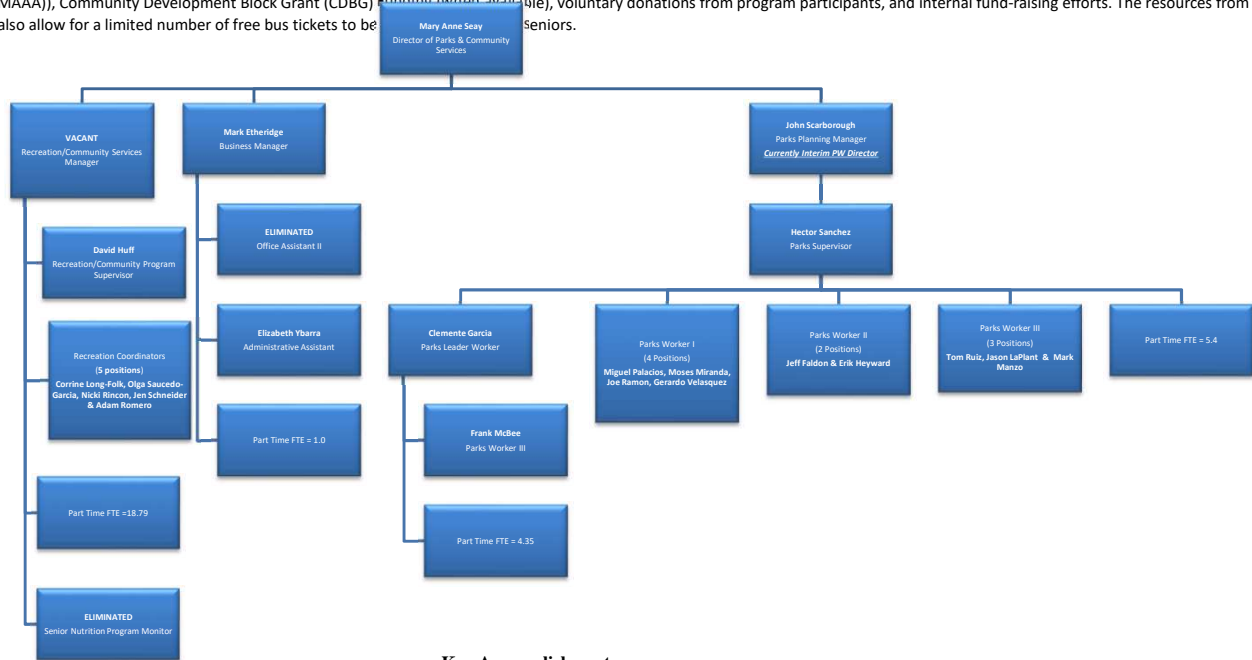
PARKS AND COMMUNITY SERVICES DEPARTMENT SUMMARY (continued)

Golf - Department 20606290

The PCS oversees a contract with a private vendor who manages the operations and maintenance at the City's Municipal Golf Course. The Golf Operations Budget reflects the various revenue streams paid to the City by the firm administering the course. These budget numbers also include activity related to an outstanding debt service on the clubhouse and maintenance facilities.

Senior Citizen - Department 10206218

Department 10206218 includes revenues and expenses associated with the operations of two senior centers and associated programming for senior citizens (defined as being 60 and older). Included in this budget are senior recreation programs, enrichment classes, day trips as well as all other costs of providing congregate and homebound meal programs to eligible seniors. This cost center has several revenue line-items. Revenues for this program are made up of: resources from the State and Federal Grants (made available through the Fresno Madera Area Agency on Aging (FMAAA)), Community Development Block Grant (CDBG) funding (when available), voluntary donations from program participants, and internal fund-raising efforts. The resources from FMAAA also allow for a limited number of free bus tickets to be provided to seniors.



Key Accomplishments

- ❖ The Parks and Community Services (PCS) Department has continued its efforts at water conservation. In FY 17/18, PCS staff worked in concert with the Public Works Department to begin a pilot grant program with Madera Unified School District for Smart Controllers.
- ❖ PCS worked with the Planning Department to get a Quimby Act Ordinance in place.
- ❖ Attempts to secure CDBG Funding for ADA improvements were successful. It is recommended that PCS be awarded \$95,000 in FY 18/19 for this work. The design is being funded by a \$65,253 CDBG grant from a previous year.
- ❖ The damaged & exposed wood at John W. Wells Youth Center and the Swimming Pool Building was treated and painted using CDBG resources. The interior damage from wear and tear was repaired and repainted and a chair rail has been installed to protect against further damage to the infrastructure. O'Dell Engineering was hired to design the remaining capital projects at Centennial and ADA projects at Pan Am and Bergon Senior Center. The diving board was replaced and the remainder of the project will be completed in FY 18/19.
- ❖ Special Needs Programs for youth and adults grew by more than 10% in FY 17/18. In addition to continuing youth programs (soccer, basketball, aquatics, Super-Hero Dance, etc.) the adult programs added dance fitness and aquatics programming to special needs adults. PCS also hosted our third Wheelchair Basketball Tournament in January of 2018 in partnership with Children's Hospital.
- ❖ PCS negotiated a new Service Agreement with Madera Unified School District (MUSD) to provide after school and summer recreation and enrichment programming to homeless and foster youth. The \$80,000 value of the agreement covered costs for comprehensive programming for the 17/18 academic school year and included summer science camp at the John W. Wells Community Center.
- ❖ PCS strengthened its partnership with First 5 of Madera County to order colorful prompting signage for City parks and playgrounds. The "Talk, Read, Sing" campaign is designed to encourage parents to talk, read and sing to their children. Additionally, new programs for children under 5 at the new playground in Centennial park are underway as a result of the partnership.
- ❖ While we have always had policies around incident and accident reporting, we created a new flow chart and a single point of contact for every single one of the accidents (staff or participant) and incidents (large or small) that occur under the PCS umbrella. Each event is captured on the appropriate form and communicated to internal staff as well as Risk Management and all parties stay in the loop until the root cause of the event has been addressed to satisfaction. Peers in other jurisdictions have followed our new model - this program was given an award for excellence from the Central San Joaquin Valley's Risk Management Authority in the fall of 2017.
- ❖ Partnerships with a myriad of local stake-holders have resulted in successful events such as the Pomegranate Festival, Love Madera, Relay for Life, an International Women's Conference, a Cesar Chavez event, an Earth Day celebration, health fairs, support from the Mexican consulate and food giveaways.
- ❖ PCS staff partnered with the Madera District Fair to host the first ever Fair Camp in June of 2018 with the goal to engage younger Maderans in the rich and deep traditions of local fairs, particularly the Madera Fair.
- ❖ Staff has identified and secured a variety of funding sources during this Fiscal Year.

- CDBG – \$103,503 to support the senior programs in 17/18 with \$87,000 recommended for FY 18/19.
- CDBG – \$95,000 recommended for ADA upgrades in parks & automatic doors at City Hall.
- Housing Related Parks Program (HRPP) - \$134,000 for land-banking in northeast Madera.
- Kaiser Permanente - HEAL Zone 3 Grant for \$50,000 that spans FY 17/18 and FY 18/19.
- Fresno Madera Area Agency on Aging - 3 grants totaling \$66,000.
- PG&E - 3 mini grants totaling \$18,000 (Movies in the Park - \$5,000, the City's Cooling Center programming - \$8,000 and a 2018 Service Day for \$5,000).
- Mid-Valley Disposal - \$10,000 sponsorship.
- Madera Unified School District (MUSD) - 2 Consultant Services Agreements in FY 17/18 totaling \$210,000.

Goals and Performance Measures

Departmental Goals

- ❖ Continue to leverage existing resources and identify revenue generating opportunities.
- ❖ Water conservation efforts will continue in the coming year.
- ❖ Update Development Impact Fees (DIF) related to parks.
- ❖ There are several key capital improvement projects PCS will oversee to completion or substantial progress during the FY 18/19. They include:
 - Sunrise Rotary Extension Project which includes the
 - Centennial Park Lighting and Enhancement Project
 - ADA upgrades at various City facilities.
 - Substantial and continued progress on trail expansion and embellishments, such as the trail undercrossing at UPRR/Gateway Drive, continue to be a focus of the department.
- ❖ Identify Resources and Partners to Acquire Land for Future Development.

Performance Measures

Continue work to study regional fee structures and industry best-practices. Analyze cost for service and consider Master Fee Schedule changes as they develop a best practice list for long range water conservation solutions. Work with Planning and Community Development to complete work with consultant & implement new fees. Complete capital projects to expend resources within grant timelines

Identify land and resources in north-west Madera for land banking and future park development.
Identify land and resources in north-east Madera for land banking and future park development.

PARKS DEVELOPMENT FUND

41090000

ACCOUNT	DESCRIPTION	FY14/15 ACTUALS	FY15/16 ACTUALS	FY16/17 ACTUAL	FY17/18 ADOPTED	FY17/18 ESTIMATE	FY18/19 PROPOSED
REVENUE							
4478	HRPP Grant	0	(731,250)	(95,275)	(350,000)	0	(134,000)
	Fansler Foundation Grant	(67,670)	0	0	0	0	0
	TOTAL REVENUE	(67,670)	(731,250)	(95,275)	(350,000)	0	(134,000)
CAPITAL OUTLAY							
7030	Centennial Park	0	63,969	3,700	0	95,275	0
7030	Knox Park Rehab	9,500	361,257	61,521	0	0	134,000
7030	Centennial Park	0	353,972	0	0	0	0
7030	Parks ADA Improvement	0	40,664	0	0	0	0
7030	Donation:Sunrise Rotary Sports Complex Imp,PK-13	0	0	0	0	0	0
	TOTAL CAPITAL OUTLAY	9,500	819,862	65,221	0	95,275	134,000
	TOTAL EXPENDITURES	9,500	819,862	65,221	0	95,275	134,000

PARKS & COMMUNITY SERVICES - LANDSCAPE MAINTENANCE DISTRICTS
10206110

ACCOUNT	DESCRIPTION	FY14/15 ACTUALS	FY15/16 ACTUALS	FY16/17 ACTUAL	FY17/18 ADOPTED	FY17/18 ESTIMATE	FY18/19 PROPOSED
REVENUE							
4347	Interfund Charges - LA Zone Feed	0	(217,447)	(217,664)	(233,063)	(258,921)	(271,312)
	TOTAL REVENUE	0	(217,447)	(217,664)	(233,063)	(258,921)	(271,312)
SALARIES AND BENEFITS							
5000	Salaries / Full-time	0	84,528	82,390	82,443	83,756	86,557
5005	Salaries / Part-time	0	89,784	74,002	101,790	75,000	104,017
5100	Salaries / Overtime	0	512	1,761	0	725	1,575
5110	Salaries / Uniform Pay	0	291	500	500	500	500
5300	Public Employees Retirement System	0	18,353	19,204	14,554	15,680	17,353
5302	Long Term Disability Insurance	0	269	274	297	286	312
5303	Life Insurance Premiums	0	95	104	102	102	102
5304	Worker's Compensation Insurance	0	13,402	13,595	16,288	12,053	17,631
5305	Medicare Tax - Employer's Share	0	3,384	2,387	2,784	2,080	2,903
5307	Deferred Compensation / Part-time	0	3,147	2,533	3,817	2,256	3,901
5308	Deferred Compensation / Full-time	0	3,678	3,274	3,463	3,266	3,635
5309	Unemployment Insurance	0	3,588	1,873	2,100	2,100	2,100
5310	Section 125 Benefit Allow.	0	39,358	41,792	42,386	39,738	39,919
	TOTAL SALARIES AND BENEFITS	0	260,389	243,689	270,524	237,542	280,504
MAINTENANCE AND OPERATIONS							
6425	Vehicle Fuel, Supplies & Maintenance	0	0	1,936	8,200	6,600	6,500
6907	Interfund Charges - Vehicle Replacement	0	0	0	0	6,696	6,000
6908	Interfund Charges - Vehicle Maintenance	0	0	0	0	13,824	12,542
	TOTAL MAINTENANCE AND OPERATIONS	0	0	1,936	8,200	27,120	25,042
	TOTAL EXPENDITURES	0	260,389	245,625	278,724	264,662	305,546

PARKS & COMMUNITY SERVICES - PARKS

10206100

ACCOUNT	DESCRIPTION	FY14/15 ACTUALS	FY15/16 ACTUALS	FY16/17 ACTUAL	FY17/18 ADOPTED	FY17/18 ESTIMATE	FY18/19 PROPOSED
REVENUE							
4170	Rents and Leases - Parks Special	(623)	(370)	(625)	(500)	(500)	(500)
4171	Rents and Leases - Athletic Field	(9,546)	(10,945)	(9,876)	(12,000)	(8,200)	(7,500)
4172	Rents and Leases - Ath. Field Utilities	(4,378)	(7,173)	(10,323)	(14,000)	(5,700)	(11,500)
4173	Rents and Leases - Lions Pavilion	(7,596)	(7,854)	(7,952)	(8,000)	(7,500)	(6,800)
4174	Rents and Leases - Rotary Pavilion	(8,523)	(10,813)	(8,898)	(11,000)	(7,800)	(6,000)
4175	Rents and Leases - Millview Pavilion	(3,388)	(2,778)	(3,073)	(3,500)	(2,700)	(2,700)
4216	Inspection/Plan Check Fees	0	0	0	(2,000)	0	0
4301	Donations	0	(4)	(3,075)	(100)	(600)	(500)
4344	Interfund Charges - Project Mgt.	0	0	0	(20,000)	(20,000)	(20,000)
4346	Interfund Charges - Reimbursements	(94,800)	(94,800)	(95,040)	(95,191)	(95,191)	(95,191)
4347	Interfund Charges - L A Zone Fees	(50,090)	(54,628)	(65,253)	(50,089)	(50,089)	(52,862)
4355	Transfer-In from Water Conservation	0	0	(60,000)	(60,000)	(60,000)	(60,000)
4355	Transfer-In	(120,000)	(120,000)	(120,000)	(120,000)	(120,000)	(120,000)
4600	Assessments - Sunset Park Strip	(1,633)	(1,409)	(1,249)	(1,500)	(1,500)	(1,500)
4657	Miscellaneous Revenue - Parks	(9,991)	(137)	(2,550)	(2,500)	(10,267)	(5,000)
4671	Sale of Real Property	0	(4,578)	(6,250)	0	(13,641)	0
4659	Refund and Reimbursements	(3,187)	(490)	(2,003)	(3,000)	(7,036)	(2,500)
TOTAL REVENUE		(313,755)	(315,977)	(396,164)	(403,380)	(410,724)	(392,553)
SALARIES AND BENEFITS							
5000	Salaries / Full-time	369,159	407,954	504,383	502,167	505,000	455,988
5005	Salaries / Part-time	84,259	85,317	92,692	106,839	133,000	111,191
5100	Salaries / Overtime	19,617	14,277	18,796	17,500	7,971	17,500
5105	Salaries - Leave Payout	4,341	0	935	2,860	1,061	1,114
5110	Salaries / Uniform Pay	2,150	2,609	1,900	2,400	2,400	2,400
5300	Public Employees Retirement System	93,883	106,051	135,261	140,548	159,656	137,058
5302	Long Term Disability Insurance	1,299	1,390	1,738	1,808	1,697	1,642
5303	Life Insurance Premiums	449	470	550	558	527	533
5304	Worker's Compensation Insurance	37,970	43,047	53,026	55,451	53,662	53,729
5305	Medicare Tax - Employer's Share	7,192	6,899	9,301	9,514	9,240	8,867
5307	Deferred Compensation / Part-time	2,232	3,113	3,130	3,278	4,700	4,170
5308	Deferred Compensation / Full-time	15,229	15,986	20,608	21,091	19,700	19,152
5309	Unemployment Insurance	4,876	5,846	4,453	5,142	5,142	5,541
5310	Section 125 Benefit Allow.	173,365	181,151.88	208,783	213,863	186,403	189,325
TOTAL SALARIES AND BENEFITS		816,021	874,111	1,055,555	1,083,017	1,090,159	1,008,209
MAINTENANCE AND OPERATIONS							
6401	Gas and Electric Utilities	43,080	43,601	51,187	45,000	45,000	45,000
6402	Telephone and Fax Charges	6,055	5,690	5,532	6,000	4,000	4,200
6412	Advertising - Other	60	348	0	400	400	400
6416	Office Supplies - Expendable	543	1,345	2,625	1,000	500	600
6417	Software Cost	400	348	0	500	0	0
6425	Vehicle Fuel, Supplies & Maintenance	32,971	39,064	37,438	37,750	45,000	47,000
6440	Contracted Services	209,799	224,150	218,940	217,000	213,000	217,000
6461	Safety Inspections/Repairs	929	0	354	500	500	500
6501	Parks On-line Registration	6,226	7,457	7,298	6,000	2,300	5,000
	Irrigation Supplies	22,865	18,742	0	0	0	0
6532	Other Maintenance Supplies	25,779	28,725	92,073	81,000	81,000	85,000
6532	Turf Supplies/Lawn/ Median Materials	29,017	30,477	0	0	0	0
6532	Tool Replacement Costs	4,908	3,371	0	0	0	0
6560	Liability / Property Insurance	525	557	672	804	804	945
6530	Conference, Training, Education	96	1,233	155	500	250	1,500
6900	Interfund Charges - Fac. Maint.	13,807	5,595	5,595	7,387	7,387	7,778
6902	Interfund Charges - Central Supply	21,812	25,104	23,029	22,000	22,900	23,500
6908	Interfund Charges - Vehicle Repairs	89,421	96,850	107,932	103,003	103,003	93,466
6907	Interfund Charges - Vehicle Replacement	43,807	45,640	0	51,004	51,004	49,604
6918	Interfund Charges-Computer Maint.	14,244	5,942	8,124	8,124	7,735	14,162
6920	Interfund Charges - Computer Replacement	0	1,094	1,094	1,094	1,094	3,048
7000	Other New Equipment	39,855	46,183	0	0	0	0
TOTAL MAINTENANCE AND OPERATIONS		606,199	631,516	562,047	589,066	585,877	598,703

PARKS & COMMUNITY SERVICES - PARKS (continued)

10206100

ACCOUNT	DESCRIPTION	FY14/15 ACTUALS	FY15/16 ACTUALS	FY16/17 ACTUAL	FY17/18 ADOPTED	FY17/18 ESTIMATE	FY18/19 PROPOSED
TOTAL CAPITAL OUTLAY							
7030	Improvement to Land/Facilities	0	17,306	0	13,000	13,000	0
7040	Parks/Facilities Equipment	0	0	0	0	0	20,000
	TOTAL CAPITAL OUTLAY	0	17,306	0	13,000	13,000	20,000
<hr/>							
	TOTAL EXPENDITURES	1,422,220	1,522,933	1,617,602	1,685,083	1,689,036	1,626,912

PARKS & COMMUNITY SERVICES - RECREATION

10206200

ACCOUNT	DESCRIPTION	FY14/15 ACTUALS	FY15/16 ACTUALS	FY16/17 ACTUAL	FY17/18 ADOPTED	FY17/18 ESTIMATE	FY18/19 PROPOSED
REVENUE							
4186	Leisure/Enrichment Fees	0	(2,131)	(2,496)	(3,000)	(1,200)	(2,500)
4185	Kids Camp Program Fees	(14,614)	(14,709)	(14,811)	(15,000)	(15,000)	(15,000)
4258	Pool Concession	0	0	0	0	0	(7,000)
4301	Donations	(17,328)	(3,818)	(5,390)	0	(6,174)	0
4315	Fundraising	0	0	0	0	0	(500)
4434	Grant	(25,678)	0	0	0	(25,000)	(25,000)
4659	Refund and Reimbursements	0	0	0	0	0	0
4683	After School Revenue	(168,244)	(221,904)	(153,240)	(147,000)	(210,000)	(210,000)
TOTAL REVENUE		(225,864)	(242,562)	(175,937)	(165,000)	(257,374)	(260,000)
SALARIES AND BENEFITS							
5000	Salaries / Full-time	80,097	125,832	139,842	144,594	128,721	141,161
5005	Salaries / Part-time	176,078	183,158	196,136	197,288	240,000	224,830
5100	Salaries / Overtime	1,299	3,426	4,100	0	1,491	2,625
5105	Salaries - Leave Payout	0	0	0	0	483	0
5300	Public Employees Retirement System	19,554	20,612	23,338	32,452	28,176	33,473
5302	Long Term Disability Insurance	283	368	490	521	466	508
5303	Life Insurance Premiums	73	93	121	137	107	132
5304	Worker's Compensation Insurance	19,960	25,812	29,105	30,144	32,613	33,736
5305	Medicare Tax - Employer's Share	3,767	4,673	5,108	5,166	5,607	5,566
5307	Deferred Compensation / Part-time	5,055	5,886	6,147	7,398	7,675	8,431
5308	Deferred Compensation / Full-time	3,329	4,166	5,832	6,073	5,092	5,929
5309	Unemployment Insurance	7,022	6,677	5,885	4,989	4,989	6,371
5310	Section 125 Benefit Allow.	26,051	33,864	45,180	46,046	40,164	41,724
TOTAL SALARIES AND BENEFITS		342,568	414,567	461,285	474,807	495,584	504,486
MAINTENANCE AND OPERATIONS							
6401	Gas and Electric Utilities	29,191	27,054	29,998	41,500	30,000	35,000
6402	Telephone and Fax Charges	779	759	895	800	731	800
6412	Advertising - Other	1,108	1,176	1,321	1,500	1,500	1,500
6416	Office Supplies- Expendable	1,075	988	916	1,000	500	1,000
6425	Vehicle Fuel, Supplies & Maintenance	2,046	1,451	5,091	1,200	800	800
6440	Contracted Services	50,276	7,240	5,984	9,000	9,000	10,000
6445	Field Trips	2,929	3,000	3,610	3,800	3,800	4,300
6480	Program Expense	0	0	0	0	0	11,000
6518	Other Supplies	0	0	0	0	0	3,000
6532	Other Supplies	14,601	13,206	8,273	14,000	10,000	6,500
6530	Building Supplies, Keys, Repairs	0	13,206	0	0	0	0
6530	Conference, Training, Education	418	281	1,110	1,000	400	2,600
6902	Interfund Charges - Central Supply	635	76	168	600	600	600
6908	Intefund Charges - Vehicle Repairs	14,459	14,599	15,987	15,792	15,792	4,736
6907	Interfund Charges - Vehicle Replacement	8,760	8,193	0	7,450	7,450	583
6924	Interfund Charges - Motor Rental	0	0	0	0	0	6,327
7000	Vehicles and Equipment	0	3,667	0	0	0	0
TOTAL MAINTENANCE AND OPERATIONS		126,277	94,894	73,353	97,642	80,573	88,746
TOTAL EXPENDITURES		468,845	509,461	534,638	572,449	576,157	593,232

PARKS & COMMUNITY SERVICES - ADMINISTRATION

10206000

ACCOUNT	DESCRIPTION	FY14/15 ACTUALS	FY15/16 ACTUALS	FY16/17 ACTUAL	FY17/18 ADOPTED	FY17/18 ESTIMATE	FY18/19 PROPOSED
REVENUE							
4344	Interfund Charges - Project Mgt.	0	0	0	0	0	(1,500)
4649	Admin Fees	(17,003)	(19,917)	(18,897)	(17,000)	(17,000)	(18,500)
	TOTAL REVENUE	(17,003)	(19,917)	(18,897)	(17,000)	(17,000)	(20,000)
SALARIES AND BENEFITS							
5000	Salaries / Full-time	271,781	309,935	318,801	321,395	291,703	278,769
5005	Salaries / Part-time	8,994	9,872	8,664	10,873	5,200	28,701
5100	Salaries / Overtime	1,342	1,601	1,286	1,600	700	1,600
5105	Salaries - Leave Payout	1,583	1,694	3,666	4,599	1,763	4,713
5200	Salaries - Auto and Expense Allowance	5,100	900	900	900	900	900
5300	Public Employees Retirement System	59,228	72,068	79,434	75,613	77,904	72,248
5302	Long Term Disability Insurance	926	970	1,021	1,036	913	870
5303	Life Insurance Premiums	308	312	301	272	231	222
5304	Worker's Compensation Insurance	22,494	26,408	28,355	29,437	25,689	28,609
5305	Medicare Tax - Employer's Share	4,324	4,812	5,150	5,088	4,214	4,763
5307	Deferred Compensation / Part-time	18	(2)	5	408	125	1,076
5308	Deferred Compensation / Full-time	6,666	6,970	7,384	7,545	5,847	5,610
5309	Unemployment Insurance	1,332	1,272	932	1,166	1,166	1,050
5310	Section 125 Benefit Allow.	45,675	50,830	47,692	47,649	44,110	36,116
	TOTAL SALARIES AND BENEFITS	429,771	487,640	503,592	507,582	460,465	465,247
MAINTENANCE AND OPERATIONS							
6402	Telephone and Fax Charges	2,928	3,304	3,338	3,000	3,400	3,500
6412	Advertising/Other	0	0	0	500	500	0
6416	Office Supplies - Expendable	915	714	1,419	1,500	850	1,000
6417	Software Costs	995	1,002	0	1,200	0	0
6420	Mileage Reimbursements	0	0	0	0	100	100
6440	Contracted Services	10,890	9,153	11,882	12,500	12,500	12,500
6532	Other Supplies	1,574	1,269	1,523	1,300	1,500	1,500
6530	Conference, Training, Education	656	725	1,196	500	850	1,500
6902	Interfund Charges - Central Supply	76	0	0	100	100	100
6918	Interfund Charges - Computer Maint.	85,195	95,069	130,134	130,134	123,764	39,588
6920	Interfund Charges-Computer Replacement	0	20,719	20,719	20,719	20,719	9,021
	TOTAL MAINTENANCE AND OPERATIONS	103,229	131,954	170,211	171,453	164,283	68,809
	TOTAL EXPENDITURES	533,000	619,594	673,803	679,035	624,748	534,056

PARKS & COMMUNITY SERVICES - SPECIAL EVENTS

10206270

ACCOUNT	DESCRIPTION	FY14/15 ACTUALS	FY15/16 ACTUALS	FY16/17 ACTUAL	FY17/18 ADOPTED	FY17/18 ESTIMATE	FY18/19 PROPOSED
REVENUE							
4183	Rents/Youth Hut	0	0	(90)	0	0	0
4218	Leisure / Enrichment Fees	(275)	0	0	0	0	0
4301	Donations	(10,659)	(20,080)	(19,149)	(11,400)	(14,000)	0
4315	Sponsorship	(10,000)	(15,000)	0	0	0	0
4315	Fundraising	(11,348)	(1,356)	(19,186)	(25,000)	(14,000)	(33,000)
4434	Grant	0	0	0	0	(5,000)	(5,000)
4683	Program Revenue	0	0	(62,735)	0	0	0
TOTAL REVENUE		(32,282)	(36,437)	(101,160)	(36,400)	(33,000)	(38,000)
SALARIES AND BENEFITS							
5000	Salaries / Full-time	39,332	54,258	59,714	61,197	50,250	55,696
5005	Salaries / Part-time	8,769	11,791	48,406	26,585	11,484	16,817
5100	Salaries / Overtime	341	910	1,364	0	825	1,100
5105	Salaries - Leave Payout	0	0	0	0	290	0
5300	Public Employees Retirement System	11,100	12,224	12,768	16,439	13,448	15,730
5302	Long Term Disability Insurance	135	187	212	220	187	201
5303	Life Insurance Premiums	43	52	55	58	45	53
5304	Worker's Compensation Insurance	3,820	5,461	9,350	7,740	5,227	6,737
5305	Medicare Tax - Employer's Share	738	1,022	1,660	1,351	923	1,137
5307	Deferred Compensation / Part-time	185	310	1,512	997	0	631
5308	Deferred Compensation / Full-time	1,635	2,222	2,489	2,570	2,307	2,339
5309	Unemployment Insurance	509	649	1,572	1,039	1,039	725
5310	Section 125 Benefit Allow.	10,120	12,985	12,499	12,659	9,408	10,380
TOTAL SALARIES AND BENEFITS		76,727	102,070	151,601	130,855	95,433	111,545
MAINTENANCE AND OPERATIONS							
6412	Advertising - Other	500	1,000	75	500	500	500
6416	Office Supplies - Expendable	94	0	0	0	0	0
6440	Contracted Services	2	35,369	32,301	40,000	40,000	40,000
6532	Other Supplies	5,094	8,372	9,952	10,500	10,500	7,000
6902	Interfund Charges - Central Supply	98	0	0	0	0	0
6518	Other Supplies	0	0	1,227	0	0	0
6530	Conference/Training/Ed	0	0	372	0	0	0
TOTAL MAINTENANCE AND OPERATIONS		5,788	44,741	43,927	51,000	51,000	47,500
TOTAL EXPENDITURES		82,515	146,812	195,528	181,855	146,433	159,045

PARKS & COMM. SVCS. - SPORTS PROGRAMS

10206220

ACCOUNT	DESCRIPTION	FY14/15 ACTUALS	FY15/16 ACTUALS	FY16/17 ACTUAL	FY17/18 ADOPTED	FY17/18 ESTIMATE	FY18/19 PROPOSED
REVENUE							
4200	Adult Sport Fees	(23,211)	(27,541.00)	(24,777)	(24,000)	(22,500)	(25,000)
4248	Youth Sports Fees	(37,501)	(37,333.00)	(39,923)	(44,000)	(41,551)	(45,000)
	TOTAL REVENUE	(60,712)	(64,874)	(64,700)	(68,000)	(64,051)	(70,000)
SALARIES AND BENEFITS							
5000	Salaries / Full-time	37,290	38,610	46,152	46,722	38,970	45,310
5005	Salaries / Part-time	23,430	40,527	43,128	50,124	28,500	50,936
5100	Salaries / Overtime	0	1,457	2,355	0	1,300	0
5105	Salaries - Leave Payout	0	0	0	0	290	1,950
5300	Public Employees Retirement System	9,535	19,290	24,080	11,303	18,845	11,214
5302	Long Term Disability Insurance	129	134	155	168	143	163
5303	Life Insurance Premiums	30	28	29	43	24	43
5304	Worker's Compensation Insurance	4,904	6,598	7,830	8,539	5,411	8,987
5305	Medicare Tax - Employer's Share	935	1,205	1,374	1,460	936	1,479
5307	Deferred Compensation / Part-time	866	1,507	1,562	1,880	1,130	1,910
5308	Deferred Compensation / Full-time	1,544	1,595	1,895	1,962	1,571	1,903
5309	Unemployment Insurance	1,216	1,682	1,463	1,682	1,682	1,707
5310	Section 125 Benefit Allow.	10,972	11,157	10,315	10,425	8,680	9,767
	TOTAL SALARIES AND BENEFITS	90,851	123,790	140,337	134,309	107,483	135,368
MAINTENANCE AND OPERATIONS							
6412	Advertising - Other	825	837	429	750	750	750
6416	Office Supplies - Expendable	85	9	96	100	100	100
6440	Contracted Services	4,294	1,298	1,407	1,000	550	1,500
6532	Other Supplies	14,933	13,855	15,261	15,000	15,000	15,000
6530	Building Supplies, Keys, Repairs	0	13,855	0	0	0	0
7000	Other New Equipment	0	3,000	0	0	0	0
	TOTAL MAINTENANCE AND OPERATIONS	20,137	32,855	17,193	16,850	16,400	17,350
	TOTAL EXPENDITURES	110,988	156,645	157,530	151,159	123,883	152,718

PARKS & COMM. SVCS. - SWIMMING POOL

10206230

ACCOUNT	DESCRIPTION	FY14/15 ACTUALS	FY15/16 ACTUALS	FY16/17 ACTUAL	FY17/18 ADOPTED	FY17/18 ESTIMATE	FY18/19 PROPOSED
REVENUE							
4238	Public Swim	(12,000)	(9,935)	(8,104)	(9,500)	(12,000)	(13,000)
4258	Pool Concession	(8,000)	(7,753)	(7,259)	(8,000)	(10,000)	(10,000)
4259	Swim Lessons	(13,000)	(14,933)	(19,020)	(12,700)	(12,700)	(17,000)
4260	Pool Rentals	(8,000)	(9,010)	(11,725)	(10,000)	(11,000)	(11,000)
TOTAL REVENUE		(41,000)	(41,630)	(46,107)	(40,200)	(45,700)	(51,000)
SALARIES AND BENEFITS							
5000	Salaries / Full-time	22,718	25,964	31,826	27,178	30,359	26,355
5005	Salaries / Part-time	44,159	37,878	41,790	47,116	46,200	48,460
5105	Salaries / Leave Payout	0	0	0	0	97	1,150
5100	Salaries / Overtime	1,742	117	456	0	776	0
5300	Public Employees Retirement System	8,028	7,607	9,140	7,653	11,835	8,022
5302	Long-term Disability	82	90	100	98	93	95
5303	Life Insurance Premiums	26	27	28	25	25	25
5304	Worker's Compensation Insurance	5,512	5,294	6,490	6,550	4,684	6,952
5305	Medicare Tax - Employer's Share	1,050	991	1,147	1,132	815	1,157
5307	Deferred Compensation/Part-time	1,342	1,254	1,374	1,767	1,600	1,817
5308	Deferred Compensation/Full-time	1,022	1,068	1,168	1,141	1,022	1,107
5309	Unemployment Insurance	1,843	1,447	1,413	1,518	1,518	1,559
5310	Section 125 Benefit Allowance	6,609	7,201	7,022	7,179	6,600	6,815
TOTAL SALARIES AND BENEFITS		94,133	88,938	101,955	101,359	105,624	103,515
MAINTENANCE AND OPERATIONS							
6401	Gas and Electric Utilities	17,332	15,029	24,342	22,000	22,000	24,000
6402	Telephone and Fax Charges	0	256	218	250	250	250
6440	Contracted Services	20,534	16,016	16,495	18,000	17,500	18,000
6532	Other Supplies	7,030	6,196	10,255	7,500	7,500	9,000
6530	Conference, Training, Education	0	0	0	0	0	2,500
6900	Interfund Charges - Fac. Maint	6,859	2,779	2,779	3,669	3,669	3,864
6902	Interfund Charges - Central Supply	0	0	684	750	750	750
7000	Other New Equipment	0	1,972	0	0	0	0
7030	Improvement to Land/Facilities	0	1,433	0	0	0	0
TOTAL MAINTENANCE AND OPERATIONS		51,755	43,681	54,772	52,169	51,669	58,364
TOTAL EXPENDITURES		145,888	132,619	156,727	153,529	157,293	161,879

PARKS & COMM. SVCS. - CENTERS

10206240

ACCOUNT	DESCRIPTION	FY14/15 ACTUALS	FY15/16 ACTUALS	FY16/17 ACTUAL	FY17/18 ADOPTED	FY17/18 ESTIMATE	FY18/19 PROPOSED
REVENUE							
4154	Mex-Am Center Rents	(1,920)	(1,920)	(1,280)	(1,920)	(1,920)	(1,920)
4155	Bergon Center Rents	(6,680)	(8,905)	(6,235)	(6,000)	(5,400)	(6,000)
4166	Colocator Lease	0	0	(7,368)	(3,000)	0	0
4167	Millview Community Centers Rents	(18,441)	(29,015)	(41,325)	(31,000)	(31,000)	(31,000)
4168	Pan Am Community Center Rents	(17,645)	(20,443)	(20,259)	(23,000)	(16,500)	(16,000)
4181	Youth Program Leases	0	0	(388)	(500)	(300)	0
4183	Youth Huts Rents	(2,590)	(3,316)	(2,790)	(2,800)	(2,600)	(2,400)
4184	Mex-Am Center Rents	0	0	(480)	0	(160)	0
4261	Program Fees	0	0	(313)	0	0	0
4301	Donations	0	0	0	(250)	0	(500)
4315	Fund Raising	0	0	(352)	(100)	(40)	0
4434	Grant	(8,000)	(8,000)	(8,000)	(8,000)	(8,000)	(8,000)
4657	Miscellaneous Revenue	(4,245)	(6,903)	(7,978)	(7,000)	(8,000)	(6,000)
TOTAL REVENUE		(59,521)	(78,502)	(96,768)	(83,570)	(73,920)	(71,820)
SALARIES AND BENEFITS							
5000	Salaries/Full-Time	23,465	30,249	35,714	31,157	36,871	31,157
5005	Salaries / Part-time	25,366	27,721	86,444	100,978	43,900	102,045
5100	Salaries/Overtime	179	235	67	0	450	750
5300	Public Employees Retirement System	6,968	11,289	16,286	8,774	20,373	9,897
5302	Long-term Disability	78	91	104	112	112	112
5303	Life Insurance Benefits	29	30	31	30	31	30
5304	Worker's Compensation Insurance	3,886	4,809	10,474	11,650	6,334	12,259
5305	Medicare Tax - Employer's Share	738	864	1,830	1,990	1,088	2,017
5307	Deferred Compensation/Part-time	826	973	3,035	3,787	1,550	3,827
5308	Deferred Compensation/Full-time	987	1,087	1,247	1,309	1,233	1,309
5309	Unemployment Insurance	1,062	1,029	2,462	3,129	3,129	1,098
5310	Section 125 Benefit Allowance	12,664	15,357	14,694	15,070	15,384	14,197
TOTAL SALARIES AND BENEFITS		76,248	93,736	172,388	177,987	130,455	178,698
MAINTENANCE AND OPERATIONS							
6401	Gas and Electric Utilities	74,266	82,111	120,280	130,000	120,000	130,000
6402	Telephone and Fax Charges	1,282	837	7,617	4,200	23,000	19,200
6412	Advertising - Other	300	0	0	750	750	750
6416	Office Supplies - Expendable	85	252	655	500	100	200
6417	Software	240	1,239	0	1,500	0	0
6440	Contracted Services	25,197	27,635	69,360	97,000	95,000	97,000
6445	Field Trips	1,864	1,779	394	1,000	500	0
6480	Special Program Expense - PGE	5,001	2,601	2,944	2,898	2,898	3,000
6532	Other Maintenance Supplies	513	433	15,242	15,000	15,000	14,000
6530	Conference, Training, Education	10,493	7,726	3,881	1,000	250	1,500
6532	Other Maintenance Supplies	577	340	0	0	0	0
6900	Interfund Charges - Fac. Maint	130,276	41,766	85,892	127,957	127,957	134,734
6902	Interfund Charges - Central Supply	1,657	1,335	1,310	1,400	1,400	1,600
6918	Interfund Charges-Computer Maint.	26,624	23,767	32,519	32,519	32,519	17,023
6920	Interfund Charges - Computer Replacement	0	4,857	4,857	4,857	4,857	3,664
TOTAL MAINTENANCE AND OPERATIONS		278,375	196,677	344,950	420,581	424,231	422,671
TOTAL CAPITAL OUTLAY							
7000	Other New Equipment	0	8,885	81	0	0	0
7030	Improvement to Land/Facilities	(147)	18,058	0	0	0	0
TOTAL CAPITAL OUTLAY		(147)	26,942	81	0	0	0
TOTAL EXPENDITURES		354,476	317,355	517,419	598,568	554,686	601,370

PARKS & COMMUNITY SERVICES - MEDIAN LANDSCAPING

10206120

ACCOUNT	DESCRIPTION	FY14/15 ACTUALS	FY15/16 ACTUALS	FY16/17 ACTUAL	FY17/18 ADOPTED	FY17/18 ESTIMATE	FY18/19 PROPOSED
REVENUE							
4355	Transfer-In Gas Tax	0	0	(110,330)	(119,100)	(119,100)	(119,100)
	TOTAL REVENUE	0	0	(110,330)	(119,100)	(119,100)	(119,100)
MAINTENANCE AND OPERATIONS							
6440	Contracted Services	96,084	92,204	110,330	119,100	119,100	119,100
	TOTAL MAINTENANCE AND OPERATIONS	96,084	92,204	110,330	119,100	119,100	119,100
	TOTAL EXPENDITURES	96,084	92,204	110,330	119,100	119,100	119,100

"Formerly" PARKS & COMMUNITY SERVICES - YOUTH CENTER

10206240

ACCOUNT	DESCRIPTION	FY14/15 ACTUALS	FY15/16 ACTUALS	FY16/17 ACTUAL	FY17/18 ADOPTED	FY17/18 ESTIMATE	FY18/19 PROPOSED
REVENUE							
4166	Colocator Lease	(13,188)	(11,330)	0	0	0	0
4181	Facility Rentals	(400)	(713)	0	0	0	0
4657	Miscellaneous Revenue	(4,245)	(6,903)	0	0	0	0
4261	Program Fees	(655)	0	0	0	0	0
4301	Donations	(338)	(3,004)	0	0	0	0
4315	Fund Raising	(647)	(1,122)	0	0	0	0
	TOTAL REVENUE	(19,473)	(23,073)	0	0	0	0
SALARIES AND BENEFITS							
5000	Salaries - Full Time	0	0	0	0	0	0
5005	Salaries - Part-Time	52,296	58,381	0	0	0	0
5100	Salaries - Overtime	0	0	0	0	0	0
5300	Public Employees Retirement System	3,842	2,620	0	0	0	0
5302	Long-term Disability Insurance	0	0	0	0	0	0
5303	Life Insurance Premiums	0	0	0	0	0	0
5304	Worker's Compensation Insurance	4,148	4,853	0	0	0	0
5305	Medicare Tax - Employer's Share	781	876	0	0	0	0
5307	Deferred Compensation - Part-Time	1,536	2,088	0	0	0	0
5308	Deferred Compensation - Full Time	0	0	0	0	0	0
5309	Unemployment Insurance	2,026	1,966	0	0	0	0
5310	Section 125 Benefit Allowance	0	0	0	0	0	0
	TOTAL SALARIES AND BENEFITS	64,629	70,783	0	0	0	0
MAINTENANCE AND OPERATIONS							
6401	Gas & Electric Utilities	41,722	82,111	0	0	0	0
6402	Telephone & Fax Charges	3,043	837	0	0	0	0
6412	Advertising - Other	259	0	0	0	0	0
6416	Office Supplies - Expendable	412	252	0	0	0	0
6440	Contracted Services	37,285	27,635	0	0	0	0
6532	Other Supplies	7,859	7,338	0	0	0	0
6532	Building Supplies, Keys, Repairs	2,024	980	0	0	0	0
6900	Interfund Charges - Fac.Maint.	108,894	41,766	0	0	0	0
6902	Interfund Charges - Central Supply	230	1,335	0	0	0	0
6918	Interfund Charges-Computer Maint.	0	23,767	0	0	0	0
7000	Computer Equipment and Peripherals	156	8,885	0	0	0	0
7000	Other New Equipment	1,834	8,885	0	0	0	0
	TOTAL MAINTENANCE AND OPERATIONS	203,718	203,790	0	0	0	0
TOTAL CAPITAL OUTLAY							
7030	Improvement to Land/Facilities	0	18,058	0	0	0	0
	TOTAL CAPITAL OUTLAY	0	18,058	0	0	0	0
	TOTAL EXPENDITURES	268,347	292,631	0	0	0	0

PARKS & COMMUNITY SERVICES - GOLF OPERATIONS

20606290-20606299

ACCOUNT	DESCRIPTION	FY14/15 ACTUALS	FY15/16 ACTUALS	FY16/17 ACTUAL	FY17/18 ADOPTED	FY17/18 ESTIMATE	FY18/19 PROPOSED
REVENUE							
4169	Pro Shop Rents	(39,000)	(39,667)	(40,000)	(40,000)	(40,000)	(40,000)
4213	Green Fee User Charges	(78,562)	(56,874)	(53,797)	(70,000)	(80,000)	(85,000)
4355	Transfer-in From Debt Service	(187,083)	(191,583)	(191,583)	(247,083)	(247,083)	(298,804)
4659	Refunds and Reimbursements	0	0	0	0	0	0
	TOTAL REVENUE	(304,645)	(288,124)	(285,380)	(357,083)	(367,083)	(423,804)
MAINTENANCE AND OPERATIONS							
6921	Interfund Charges - Land Rent	64,083	64,083	64,083	64,083	64,083	64,083
7000	Replacement of Equipment	0	0	26,592	0	0	31,000
	TOTAL MAINTENANCE AND OPERATIONS	64,083	64,083	90,675	64,083	64,083	95,083
DEBT SERVICE							
8000	Bond Adm - Interest Expense	1,207	1,423	17,886	18,000	50,106	50,321
8001	Bond Adm - Principal Payment	240,000	250,000	260,000	275,000	285,600	278,400
	TOTAL DEBT SERVICE	241,207	251,423	277,886	293,000	335,706	328,721
	TOTAL EXPENDITURES	305,290	315,506	368,561	357,083	399,789	423,804

SENIOR CITIZEN - COMMUNITY SERVICES OPERATIONS

10206218

ACCOUNT	DESCRIPTION	FY14/15 ACTUALS	FY15/16 ACTUALS	FY16/17 ACTUAL	FY17/18 ADOPTED	FY17/18 ESTIMATE	FY18/19 PROPOSED
REVENUE							
4683	Program Revenues	0	0	(11)	0	0	0
4303	Donations - C-1	(2,952)	(1,975)	(1,555)	(1,200)	(1,850)	(1,800)
4304	Donations - C-2	(1,891)	(507)	(1,784)	(1,500)	(1,600)	(1,500)
4315	Nutrition Program Fundraising	0	(1,878)	0	0	0	0
4314	Donations - Transportation	(515)	(138)	(47)	(100)	(10)	(200)
4315	Fundraising	(6,715)	(1,878)	(7,207)	(8,000)	(4,500)	(4,500)
4355	Transfer in from Fund 10221	0	(180,067)	(188,727)	(103,503)	(103,503)	(87,454)
	Transfer-in From Fund 10200	(176,360)	(180,067)	0	0	0	0
4460	F.M.A.A.A. Grant - Transportation	(12,769)	(11,145)	(10,195)	(14,039)	(14,039)	(10,195)
4463	F.M.A.A.A. Site Management	(28,975)	(25,331)	(38,640)	(28,000)	(56,000)	(24,000)
	TOTAL REVENUE	(230,177)	(402,987)	(248,166)	(156,342)	(181,502)	(129,649)
SALARIES AND BENEFITS							
5000	Salaries / Full-time	73,804	79,015	83,950	85,871	56,908	75,822
5005	Salaries / Part-time	35,648	41,070	50,592	51,979	47,731	51,971
5100	Salaries / Overtime	540	1,330	2,257	0	899	950
5300	Public Employees Retirement System	21,324	23,397	24,484	24,182	23,164	21,286
5302	Long Term Disability Insurance	264	273	300	309	189	273
5303	Life Insurance Premiums	77	75	77	91	36	71
5304	Worker's Compensation Insurance	8,685	10,181	11,685	12,154	9,244	11,783
5305	Medicare Tax - Employer's Share	1,617	1,802	2,039	2,079	1,571	1,941
5307	Deferred Compensation / Part-time	351	725	1,270	1,949	644	1,949
5308	Deferred Compensation / Full-time	3,068	3,224	3,503	3,607	2,042	3,185
5309	Unemployment Insurance	1,447	1,300	1,375	1,937	1,937	1,853
5310	Section 125 Benefit Allow.	27,947	28,607	27,080	27,228	13,300	18,346
	TOTAL SALARIES AND BENEFITS	174,772	190,999	208,613	211,387	157,666	189,430
MAINTENANCE AND OPERATIONS							
6401	Gas and Electric Utilities	2,475	1,268	1,130	5,000	5,200	1,400
6402	Telephone and Fax Charges	3,236	3,193	3,534	3,200	3,500	3,700
6412	Advertising - Other	134	48	98	200	200	200
6416	Office Supplies - Expendable	835	697	758	800	700	700
6425	Vehicle Fuel, Supplies & Maintenance	105	105	398	600	250	300
6440	Contracted Services	12,901	13,224	14,005	17,844	17,844	15,000
6445	Field Trips	5,503	6,464	3,977	4,000	1,200	2,500
6518	Other Supplies	1,406	1,187	3,987	4,500	4,000	0
6532	Building Supplies, Keys, Repairs	184	296	0	200	31	4,500
	Site Supplies	2,193	1,187	0	0	0	0
	Food Stuffs	1,152	1,187	0	0	0	0
6580	OPEB Obligation Expense	0	0	0	325	325	325
6530	Conference, Training, Education	0	254	244	500	200	1,000
6902	Interfund Charges - Central Supply	343	198	301	200	200	200
6904	Interfund Charges - Admin. Overhead	9,444	7,065	13,468	13,570	13,570	0
6918	Interfund Charges - Computer Maintenance	0	0	0	0	0	0
6908	Interfund Charges - Vehicle Repairs	1,952	1,971	2,268	2,240	2,241	0
6907	Interfund Charges - Vehicle Replacement	1,400	1,400	1,400	1,400	1,400	0
6924	Interfund Charges - Motor Rental	0	0	0	0	0	2,302
	TOTAL MAINTENANCE AND OPERATIONS	43,263	39,746	45,568	54,579	50,861	32,127
	TOTAL EXPENDITURES	218,035	230,745	254,181	265,967	208,527	221,557

SENIOR CITIZEN - THERAPEUTIC PROGRAMS

10206219

ACCOUNT	DESCRIPTION	FY14/15 ACTUALS	FY15/16 ACTUALS	FY16/17 ACTUAL	FY17/18 ADOPTED	FY17/18 ESTIMATE	FY18/19 PROPOSED
REVENUE							
4301	Donations	(2,920)	(4,561)	(3,922)	(4,000)	0	0
4315	Fundraising - Adult Day Care	(2,011)	(3,164)	(2,105)	(3,000)	0	0
4311	Donations - Adult Day Care	(10,322)	(14,138)	(17,672)	(14,000)	(10,838)	0
4355	Transfer In from Fund 10200 Dept 108	(79,632)	(70,980)	(94,221)	0	0	0
4470	Transfer In from F.M.A.A.A. Grant - Adult Day Care	(38,141)	(31,993)	(33,368)	(33,368)	(16,684)	0
4502	County Reimbursement - ADC	(845)	(845)	(423)	(845)	(845)	0
TOTAL REVENUE		(133,871)	(125,680)	(151,711)	(55,213)	(28,367)	0
SALARIES AND BENEFITS							
5000	Salaries - Full-time	20,238	22,111	24,186	24,412	21,668	0
5005	Salaries / Part-time	41,728	46,410	57,210	68,416	27,904	0
5100	Salaries / Overtime	365	779	355	0	99	0
5300	Public Employees Retirement System	8,158	9,991	12,226	6,874	8,577	0
5302	Long Term Disability Insurance	71	75	83	88	65	0
5303	Life Insurance Premiums	15	15	15	20	11	0
5304	Worker's Compensation Insurance	4,923	5,794	6,983	8,185	4,748	0
5305	Medicare Tax - Employer's Share	920	1,027	1,216	1,398	815	0
5307	Deferred Compensation / Part-time	1,088	1,154	1,515	2,566	1,048	0
5308	Deferred Compensation - Full-time	830	891	972	1,025	704	0
5309	Unemployment Insurance	1,516	1,341	1,190	2,136	2,136	0
5310	Section 125 Benefit Allow.	7,461	6,264	6,045	6,145	4,311	0
TOTAL SALARIES AND BENEFITS		87,313	95,851	111,998	121,266	72,086	0
MAINTENANCE AND OPERATIONS							
6401	Gas and Electric Utilities	3,173	3,376	3,807	3,800	3,687	0
6402	Telephone and Fax Charges	545	680	591	550	410	0
6412	Advertising - Other	0	100	0	100	0	0
6416	Office Supplies - Expendable	293	418	107	600	1	0
6440	Contracted Services	9,247	11,613	12,169	13,000	8,157	0
6510	Lease and Rent Expense	0	0	0	1	1	0
6518	Other Supplies	1,919	1,609	3,086	3,400	203	0
6532	Building Supplies, Keys, Repairs	225	25	75	400	0	0
6532	Other Maintenance Supplies	0	25	0	0	0	0
6518	Site Supplies	1,178	1,609	0	0	203	0
6580	OPEB Obligation Expense	0		225	0	0	0
6530	Conference, Training, Education	20	45	341	500	0	0
6902	Interfund Charges - Central Supply	219	206	201	200	0	0
6904	Interfund Charges - Admin. Overhead	5,183	10,404	18,471	18,611	18,611	0
TOTAL MAINTENANCE AND OPERATIONS		22,002	30,110	39,072	41,162	31,273	0
TOTAL EXPENDITURES		109,315	125,961	151,070	162,428	103,359	0

GRANTS

DEPARTMENT SUMMARY

Grants administers the city's portfolio of grants and pursues additional sources of funding from outside agencies. Additionally, the department administers a number of city programs including the Madera Area Express (MAX) transit system and our various housing programs. The MAX system provides both fixed route and Dial-A-Ride (DAR) services to our community. The fixed route system operates exclusively within the city limits, while the DAR system extends into specific portions of the county including the campus of the Madera Community College Center. Our Downpayment Assistance Program (DAP) assists low-income residents purchase their first homes and the Owner Occupied Rehabilitation (OOR) program helps existing low-income homeowners to make health and safety repairs to their homes. All of the programs mentioned receive support from grant resources and their operation does not negatively impact the General Fund.

Grant Entitlement/Oversight -Org 10211300

This budget will provide for the general administration of the city's current grant awards and programs. It will also fund the city's efforts to pursue additional resources and develop new programs. This budget will result in a minimal impact to the General Fund because various grants reimburse the city for the majority of the budget's expenses.

Transportation Dial-a-Ride - Org 21285290, 21285490

The Dial-a-Ride (DAR) system transports its passengers between any locations within the city and even operates in limited areas of the county. The DAR budget does not impact the General Fund because the system receives its entire operating revenue from grants, fares, and local transportation funds.

Transportation Fixed Route -Org 21285300

The fixed route system provides regular transportation within the city from bus stops along predefined routes. The fixed route budget does not impact the General Fund because the system receives its entire operating revenue from grants, fares, and local transportation funds.

MAX - Capital Outlay - Org 21295500

The MAX Capital Outlay budget provides for the acquisition of long-term assets for our transit system such as buses, bus stops, and the proposed joint-use Public Works/Transit Facility. This budget does not impact the General Fund because all revenues come from grants, fares, and local transportation funds.

Proposition 1B PTMISEA - Org 21295590

This budget provides funding for the development of a new transit facility and derives its revenues from a state grant. This source of funds will allow for continued progress on the development of the facility. These projects rely solely on grant funds and they do not impact the General Fund.

CDBG Public Improvement -Org 10218020

The Public Improvement budget provides for the programs and projects that Council and the CDBG Advisory Committee (AC) have made allocations for from our CDBG grant. These activities rely solely on grant funds and this budget does not impact the General Fund.

CDBG Public Service - Org 10218010

The Public Service budget provides for the programs that Council and the CDBG Advisory Committee (AC) have made allocations for from our CDBG grant. These programs rely solely on grant funds and this budget does not impact the General Fund.

CDBG Administrative Costs - Org10218000

This budget provides for the administration of the CDBG grant as well as efforts to promote affordable housing, homelessness and to address impediments to fair housing in our community. These activities rely solely on grant funds and this budget does not impact the General Fund.

Intermodal Building Activities - Org 41108060

The Intermodal Building Activities budget provides for the operation and maintenance of this facility for use by the city and its tenants. The Intermodal Facility currently houses the MAX system, the Greyhound Bus terminal, and Madera Cab Co. This facility relies solely on grants and collects rent to fund its operations so this budget does not impact the General Fund.

CALOES -Org 41105492

This budget provides security enhancements for our transit system and derives its revenues from a state grant. The transit system has funded the installation of new bus stop enhancement; such as shelters and benches through this resource. These projects rely solely on grant funds and this budget does not impact the General Fund.

GRANTS

DEPARTMENT SUMMARY (continued)

Parking District Operations -Org 41400000

The Parking District Operations budget supports the activities of the city's Parking Enforcement Officer. This non-sworn officer patrols a designated area in Madera's downtown and issues citations to motorists who violate our vehicle ordinances. This activity does not impact the General Fund because the budget primarily relies on ticket penalties and assessments to generate sufficient revenue.

Madera Downtown B.I.D. - Org 41600000

This budget supports the efforts of the Business Improvement District (BID) to promote commerce in downtown Madera. These efforts do not impact the General Fund because the budget primarily relies on assessments to generate sufficient revenue.

HOME Reuse Activity - Org 44004460

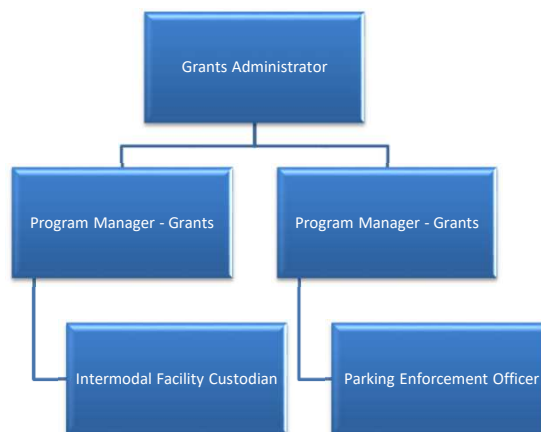
This program can either assist low-income first time homebuyers purchase homes or help existing low-income homeowners make needed health and safety repairs in their existing homes. The program relies entirely on the repayment of assistance provided from the HOME DAP and Rehabilitation programs, so this budget does not impact the General Fund.

CALHOME RE-USE -Org 44004630

This program assists low-income homebuyers purchase their first homes and low-income home owners conduct needed health and safety repairs. The program relies entirely on Program Income from our state CalHome grants, so this activity does not impact the General Fund.

CALHOME MANUFACTURED HOUSING REHABILITATION PROGRAM - Org 44004432

This program assists low-income manufactured home owners conduct health and safety repairs in their existing homes. The program relies entirely on CalHome grants, so this activity does not impact the General Fund.



Key Accomplishments

- ❖ HUD approved the CDBG Third Year Action Plan with an allocation of \$795,959. In addition to \$88,556 in unprogrammed funds CDBG funds totalled \$884,515 this FY to assist four service agencies in the City and three Capital projects.
- ❖ Generated \$1,275,190 of new transit funding to support Madera Area Express (MAX) transit services including: California Office of Emergency Services (\$38,998), Low Carbon Transit Operations Program (\$28,876), Transportation Development Act (\$759,916), Measure T (\$78,400), and Federal Transportation Administration (\$329,000).
- ❖ Expanded MAX service by launching a new Fixed Route to Madera Community College Center and completed the installation of 21 new bus shelters for City's MAX system.
- ❖ Completed one DAP loan, two manufactured home repair/replacement projects and eight single-family Owner-Occupied Residential Rehabilitation projects totaling \$464,879 invested in housing improvements for City residents.
- ❖ Awarded \$443,102 in grants supporting Madera Police Department including \$375,000 from U.S. Department of Justice 2017 Community Oriented Policing Services Program to hire three (3) new officers (City's application ranked in the top 30 nationwide); and \$68,102 from California Department of Justice for officers to address tobacco law enforcement.
- ❖ Awarded a \$272,672 Caltrans Sustainable Transportation Planning Competitive Grant to develop a downtown masterplan for City of Madera Downtown/State Route 145, address climate change impacts and promote economic vitality.

Goals and Performance Measures

Departmental Goals

- ❖ Pursue funding opportunities for City Engineering/Fire/PD and other departments as program needs are identified
- ❖ Continue to monitor congressional appropriations for City's federal allocations
- ❖ Provide Small Business loans to develop the City of Madera's economy and create new jobs
- ❖ Begin analysis for developing effective Succession Planning for Grants Department
- ❖ Implement the City CDBG program and obtain Fourth Year Action Plan approval from HUD
- ❖ Begin construction of new Madera Transit Center at Freedom Industrial Park
- ❖ Implement a new fare structure for Madera Area Express services

Performance Measures

- Submit grant applications to help fund programs addressing City goals.
- Ensure that City pursue and obtain federal allocations for which it is eligible.
- Execute new business loans for qualifying applicants.
- Create Resource Guides for Transit, Housing, and General Grants projects.
- Obtain Action Plan approval from HUD
- Award Construction Contract and release Notice to Proceed to begin Construction
- Consolidate fares for City's MAX system and created a premium fare structure for Dial-a-Ride.

GRANT/ENTITLEMENT OVERSIGHT

10211300

ACCOUNT	DESCRIPTION	FY14/15 ACTUALS	FY15/16 ACTUALS	FY16/17 ACTUAL	FY17/18 ADOPTED	FY17/18 ESTIMATE	FY18/19 PROPOSED
REVENUE							
4334	Interfund Charges - CDBG	(140,515)	(126,528)	(130,519)	(117,047)	(117,047)	(126,818)
4335	Interfund Charges - 43600 NSP	(29,979)	(7,696)	0	0	0	0
4336	Interfund Charges - DAR	(92,314)	(43,735)	(92,332)	(99,289)	(92,568)	(144,378)
4337	Interfund Charges - MAX	(92,314)	(45,188)	(92,332)	(99,288)	(92,567)	(144,378)
4338	Interfund Charges - Cal Home	0	(19,536)	(32,959)	(92,300)	(92,300)	(39,214)
4339	Interfund Charges - HOME	(2,951)	(14,459)	(15,000)	0	0	(15,856)
4355	Trans in from Fund 41400 Pkg Dist	0	(7,709)	(7,709)	(7,709)	(7,709)	(7,709)
4657	Miscellaneous Revenue	0	0	0	0	0	0
TOTAL REVENUE		(358,073)	(264,851)	(370,851)	(415,633)	(402,191)	(478,353)
SALARIES AND BENEFITS							
5000	Salaries/Full-time	210,935	148,638	217,078	277,512	231,176	279,257
5005	Salaries/Part-time	3,015	0	0	0	4,615	0
5100	Salaries/Overtime	450	334	20	0	0	0
5105	Salaries/Leave Payout	0	4,445	4,779	9,724	9,724	11,511
5200	Salaries - Auto and Expense Allowance	0	250	1,500	1,500	1,500	1,500
5300	Public Employees Retirement System	54,839	44,987	60,534	53,704	55,335	65,023
5302	Long Term Disability Insurance	744	550	790	999	837	1,005
5303	Life Insurance Premiums	211	137	192	282	189	272
5304	Worker's Compensation Insurance	17,193	12,535	18,724	24,468	20,256	25,558
5305	Medicare Tax -Employer's Share	3,195	2,280	3,645	4,297	3,187	4,398
5307	Deferred Compensation/Part-time	113	0	0	0	173	0
5308	Deferred Compensation/Full-time	4,818	4,582	5,429	7,577	5,521	7,448
5309	Unemployment Insurance	977	768	1,017	882	882	840
5310	Section 125 Benefit Allow.	61,262	35,119	45,595	86,764	39,064	39,743
TOTAL SALARIES AND BENEFITS		357,752	254,625	359,301	467,710	372,459	436,555
MAINTENANCE AND OPERATIONS							
6402	Telephone and Fax Charges	1,313	1,243	1,289	1,000	1,500	1,500
6416	Office Supplies-Expendable	2,648	1,233	611	1,500	1,499	1,509
6417	Software Costs	0	(526)	0	1,000	1,972	0
6425	Vehicle Fuel, Supplies & Maintenance	0	0	0	250	0	0
6440	Contracted Services	3,233	3,067	3,669	3,500	3,480	5,000
6900	Interfund Charges - Fac.Maint.	3,224	1,488	1,488	4,631	4,631	4,765
6902	Transfers to Other Depts.-Central Supply	289	152	126	300	300	300
6907	Interfund Charges - Vehicle Replacement	0	0	0	1,400	1,400	0
6908	Interfund Charges - Vehicle Maintenance	0	0	0	2,240	2,240	0
6918	Interfund Charges - Computer Maint.	8,515	0	12,163	12,163	11,603	20,696
6920	Interfund Charges-Computer Replacement	0	10,019	1,106	1,106	1,106	4,875
6923	Interfund Charges- Software	0	0	3,379	4,368	0	1,912
6924	Interfund Charges - Motor Rental	0	0	0	0	0	1,241
TOTAL MAINTENANCE AND OPERATIONS		19,222	16,676	23,831	33,458	29,731	41,798
7000	CMAQ Vehicle	0	0	0	0	0	0
TOTAL CAPITAL OUTLAY		0	0	0	0	0	0
TOTAL EXPENDITURES		376,974	271,301	383,133	501,168	402,190	478,353

TRANSPORTATION - DIAL-A-RIDE

21285290

ACCOUNT	DESCRIPTION	FY14/15 ACTUALS	FY15/16 ACTUALS	FY16/17 ACTUAL	FY17/18 ADOPTED	FY17/18 ESTIMATE	FY18/19 PROPOSED
REVENUE							
4162	Interest Income	0	0	(967)	0	0	0
4239	Ticket Sales	(27,505)	(35,525)	(22,732)	(20,000)	(20,000)	(30,000)
4424	Local Transportation Fund - City (LTF)	(213,044)	(212,987)	(240,170)	(193,500)	(325,152)	(256,055)
4426	Local Transportation Fund - County (TDA)	(233,003)	0	0	0	0	(250,000)
4427	State Transit Assistance - County Share	(397,808)	(245,182)	(250,086)	(159,843)	(250,000)	0
4423	Grant - Federal Section 5307	133	(378,636)	(415,706)	(451,790)	(451,790)	(416,959)
4650	Deposits Short/Over	0	99	115	0	0	0
TOTAL REVENUE		(871,227)	(872,231)	(929,546)	(825,133)	(1,046,942)	(953,014)
SALARIES AND BENEFITS							
5000	Salaries / Full-time	59,491	73,655	75,980	86,601	76,995	81,104
5100	Salaries / Overtime	0	17	0	100	25	100
5105	Salaries - Leave Payout	0	0	0	491	0	255
5110	Salaries / Uniform Pay	573	0	573	610	573	573
5300	Public Employees Retirement System	13,669	18,327	20,295	23,683	24,506	25,764
5302	Long-term Disability Insurance	202	251	274	312	286	292
5303	Life Insurance Premiums	52	58	57	76	58	69
5304	Worker's Compensation Insurance	4,844	6,223	6,536	7,698	6,760	7,484
5305	Medicare Tax - Employer's Share	920	1,123	1,160	1,334	1,188	1,247
5308	Deferred Compensation / Full-time	2,409	2,995	3,223	3,637	3,159	3,406
5309	Unemployment Insurance	344	320	282	315	315	284
5310	Section 125 Benefit Allow.	19,314	23,892	21,611	26,645	18,602	11,513
TOTAL SALARIES AND BENEFITS		101,818	126,862	129,991	151,501	132,467	132,090
MAINTENANCE AND OPERATIONS							
6412	Advertising - Other	130	455	1,923	1,000	1,000	1,000
6416	Office Supplies - Expendable	1,617	1,171	1,706	1,500	1,500	1,000
6418	Postage - Other Mailing Costs	4	19	9	100	100	500
6425	Vehicle Fuel, Supplies & Maintenance	73,035	58,138	119,595	100,000	100,000	100,000
6425	Vehicle Parts / Dial-A-Ride	34,296	58,138	0	0	0	0
6440	Contracted Services	467,121	505,587	468,955	475,000	475,000	475,000
6520	Ticket Purchases	1,668	2,558	523	2,500	2,500	2,500
6580	OPEB Obligation Expense	0	1,390	0	0	0	0
6530	Conference, Training, Education	4,087	3,263	291	4,000	4,000	4,000
6600	Depreciation / Replacement	0	69,468	72,359	0	0	0
6902	Interfund Charges - Central Supply	8,644	11,236	17,675	12,000	12,000	12,000
	Interfund Charges - Cost Distribution	92,314	43,735	0	0	0	0
6904	Interfund Charges - Admin. Overhead	46,868	66,586	67,600	68,113	68,113	43,305
6918	Interfund Charges - Computer Maint.	0	0	0	0	0	4,435
6920	Interfund Charges - Computer Replacement	0	0	0	0	0	1,045
6903	Interfund Charges - To Dept 812	0	43,735	93,349	99,289	92,568	144,378
TOTAL MAINTENANCE AND OPERATIONS		729,784	865,477	843,985	763,502	756,781	789,163
CAPITAL OUTLAY							
7000	Computer Equipment and Peripherals	0	0	0	1,806	1,000	1,000
TOTAL CAPITAL OUTLAY		0	0	0	1,806	1,000	1,000
TRANSFERS OUT							
8200	Operating Transfer to Other Funds - Fleet	25,000	25,000	25,000	28,500	28,500	28,500
8220	Transfers Out - Insurance Reserve	3,475	6,026	514	2,170	2,170	2,261
TOTAL TRANSFERS OUT		28,475	31,026	25,514	30,670	30,670	30,761
TOTAL EXPENDITURES		860,077	1,023,365	999,490	947,479	920,918	953,014

TRANSPORTATION - DIAL-A-RIDE CAPITAL OUTLAY
21285490

ACCOUNT	DESCRIPTION	FY14/15 ACTUALS	FY15/16 ACTUALS	FY16/17 ACTUAL	FY17/18 ADOPTED	FY17/18 ESTIMATE	FY18/19 PROPOSED
REVENUE							
4423	Grant - Fed. Section 5307	0	0	0	0	0	(108,000)
	TOTAL REVENUE	0	0	0	0	0	(108,000)
MAINTENANCE AND OPERATIONS							
6600	Depreciation / Replacement	55,934	68,223	68,223	0	0	0
6605	Loss on Disposal of Capital Asset	53,700	0	0	0	0	0
	TOTAL MAINTENANCE AND OPERATIONS	109,634	68,223	68,223	0	0	0
TOTAL CAPITAL OUTLAY							
7000	Bus Acquisition	0	0	0	0	0	108,000
	TOTAL CAPITAL OUTLAY	0	0	0	0	0	108,000
	TOTAL EXPENDITURES	109,634	68,223	68,223	0	0	108,000

ARRA - TRANSIT BUSES

21285290

ACCOUNT	DESCRIPTION	FY14/15 ACTUALS	FY15/16 ACTUALS	FY16/17 ACTUAL	FY17/18 ADOPTED	FY17/18 ESTIMATE	FY18/19 PROPOSED
REVENUE							
4434	Grant ARRA	0	0	0	0	0	0
	TOTAL REVENUE	0	0	0	0	0	0
MAINTENANCE AND OPERATIONS							
6600	Depreciation/Replacement	84,916	0	0	0	0	0
7000	Vehicle	0	0	0	0	0	0
	TOTAL MAINTENANCE AND OPERATIONS	84,916	0	0	0	0	0
	TOTAL EXPENDITURES	84,916	0	0	0	0	0

TRANSPORTATION - FIXED ROUTE

21295300

ACCOUNT	DESCRIPTION	FY14/15 ACTUALS	FY15/16 ACTUALS	FY16/17 ACTUAL	FY17/18 ADOPTED	FY17/18 ESTIMATE	FY18/19 PROPOSED
REVENUE							
4239	Ticket Sales	(101,375)	(88,706)	(84,283)	(135,000)	(115,000)	(90,000)
4421	Grant/FTA Section 5339	0	0	0	0	0	(329,000)
4424	Local Transportation Fund - City	(112,738)	(107,367)	(252,689)	(193,500)	(324,882)	(52,272)
4425	State Transit Assistance - City	(290,526)	(319,362)	(222,556)	(222,556)	(532,600)	(469,998)
4423	Grant - Federal Section 5307	(345,874)	(353,052)	(396,696)	(581,791)	(511,791)	(623,335)
4650	Deposits Short/Over	(846)	(324)	(190)	0	0	0
4657	Miscellaneous Revenue	0	0	0	0	0	0
TOTAL REVENUE		(851,359)	(868,811)	(956,413)	(1,132,847)	(1,484,273)	(1,564,605)
SALARIES AND BENEFITS							
5000	Salaries / Full-time	59,491	73,654	75,979	86,601	76,996	81,104
5005	Salaries / Part-time	0	0	0	0	0	0
5100	Salaries / Overtime	7,252	8,812	9,696	100	4,753	100
5105	Salaries - Leave Payout	0	0	0	491	491	255
5110	Salaries / Uniform Pay	487	0	572	610	573	573
5300	Public Employees Retirement System	13,832	18,821	20,697	23,683	24,891	25,764
5302	Long Term Disability Insurance	205	258	279	312	289	292
5303	Life Insurance Premiums	53	59	59	76	59	69
5304	Worker's Compensation Insurance	5,469	7,123	7,502	7,698	7,246	7,482
5305	Medicare Tax - Employer's Share	1,034	1,280	1,334	1,334	1,269	1,246
5308	Deferred Compensation / Full-time	2,438	3,081	3,281	3,637	3,190	3,406
5309	Unemployment Insurance	396	366	329	315	315	284
5310	Section 125 Benefit Allow.	19,314	23,892	21,611	26,645	18,602	11,513
TOTAL SALARIES AND BENEFITS		109,971	137,348	141,339	151,501	138,674	132,088
MAINTENANCE AND OPERATIONS							
6412	Advertising - Other	765	355	3,423	2,000	1,000	1,000
6416	Office Supplies - Expendable	1,689	1,095	1,660	2,000	1,000	500
6418	Postage - Other Mailing Costs	6	27	5	200	100	500
6425	Vehicle Fuel, Supplies & Maintenance	76,917	74,571	121,437	120,000	120,000	120,000
6425	Major Repair Parts / Supplies	29,242	74,571	0	0	0	0
6440	Contracted Services	431,876	447,137	467,207	625,000	560,000	560,000
6532	Other Maintenance Supplies	80	97	60	150	150	150
6530	Conference, Training, Education	4,162	3,064	321	4,000	4,000	4,000
6600	Depreciation / Replacement	558	558	49,772	0	0	0
6605	Loss on Disposal of Capital Asset	0	0	0	0	0	0
6900	Interfund Charges - Facility Maintenance	0	15,115	15,115	0	0	0
6902	Interfund Charges - Central Supply	2,830	5,297	6,137	10,000	10,000	10,000
6903	Interfund Charges - Cost Distribution	92,314	45,188	0	0	0	0
6904	Interfund Charges - Admin. Overhead	44,792	68,823	71,118	71,658	71,658	52,248
6918	Interfund Charges - Computer Maint.	0	0	0	0	0	4,435
6920	Interfund Charges - Computer Replacement	0	0	0	0	0	1,045
6903	Interfund Charges - To Dept 812	0	45,188	92,413	99,288	92,567	144,378
TOTAL MAINTENANCE AND OPERATIONS		687,069	783,058	830,337	936,296	862,975	900,756
CAPITAL OUTLAY							
7000	Computer Equipment & Peripherals	0	0	0	1,806	1,000	1,000
TOTAL CAPITAL OUTLAY		0	0	0	1,806	1,000	1,000
TRANSFERS OUT							
8200	Operating Transfer to Other Funds	25,000	25,000	25,000	28,500	28,500	28,500
8220	Transfers Out - Insurance Reserve	3,475	6,026	514	2,170	2,170	2,261
TOTAL TRANSFERS OUT		28,475	31,026	25,514	30,670	30,670	30,761
TOTAL EXPENDITURES		825,515	951,433	997,190	1,120,273	1,033,319	1,064,605

MAX - CAPITAL OUTLAY

21295500

ACCOUNT	DESCRIPTION	FY14/15 ACTUALS	FY15/16 ACTUALS	FY16/17 ACTUAL	FY17/18 ADOPTED	FY17/18 ESTIMATE	FY18/19 PROPOSED
REVENUE							
4424	Intermodal Ops/Cap	0	(65,297)	(3,078)	(1,763,000)	0	0
4423	Grant- Federal Section 5307 (max)	0	(353,052)	0	0	0	0
	TOTAL REVENUE	0	(418,349)	(3,078)	(1,763,000)	0	0
MAINTENANCE AND OPERATIONS							
6600	Depreciation / Replacement	78,481	78,481	0	0	0	0
6605	Loss on Disposal of Capital Asset	0	0	0	0	0	0
	TOTAL MAINTENANCE AND OPERATIONS	78,481	78,481	0	0	0	0
TOTAL CAPITAL OUTLAY							
7030	New Transit & Public Works Facilities	0	0	0	1,763,000	0	500,000
	TOTAL CAPITAL OUTLAY	0	0	0	1,763,000	0	500,000
	TOTAL EXPENDITURES	78,481	78,481	0	1,763,000	0	500,000

LOW CARBON TRANSIT OPERATIONS PROGRAM (LCTOP)

21295491

ACCOUNT	DESCRIPTION	FY14/15 ACTUALS	FY15/16 ACTUALS	FY16/17 ACTUAL	FY17/18 ADOPTED	FY17/18 ESTIMATE	FY18/19 PROPOSED
REVENUE							
4162	Interest Income	0	0	(377)	0	(255)	0
4266	Low Carbon Transit Operation (LCTOP)	0	0	0	(117,306)	(50,146)	(96,036)
	TOTAL REVENUE	0	0	(377)	(117,306)	(50,401)	(96,036)
MAINTENANCE AND OPERATIONS							
6600	Depreciation / Replacement	0	0	0	0	0	0
6605	Loss on Disposal of Capital Asset	0	0	0	0	0	0
	TOTAL MAINTENANCE AND OPERATIONS	0	0	0	0	0	0
TOTAL CAPITAL OUTLAY							
7030	Facilities & Improvements	0	0	0	117,306	50,146	96,036
	TOTAL CAPITAL OUTLAY	0	0	0	117,306	50,146	96,036
	TOTAL EXPENDITURES	0	0	0	117,306	50,146	96,036

**PROPOSITION 1B PTMISEA
21295590**

ACCOUNT	DESCRIPTION	FY14/15 ACTUALS	FY15/16 ACTUALS	FY16/17 ACTUAL	FY17/18 ADOPTED	FY17/18 ESTIMATE	FY18/19 PROPOSED
REVENUE							
4490	Proposition 1B PTMISEA	(34,532)	(12,210)	(224,460)	(1,417,874)	(84,605)	(1,587,010)
	TOTAL REVENUE	(34,532)	(12,210)	(224,460)	(1,417,874)	(84,605)	(1,587,010)
MAINTENANCE AND OPERATIONS							
6600	Depreciation / Replacement	38,590	38,590	38,639	0	0	0
6602	Capitalized Asset Contra Account	(34,532)	(12,210)	0	0	0	0
	TOTAL MAINTENANCE AND OPERATIONS	4,058	26,380	38,639	0	0	0
TOTAL CAPITAL OUTLAY							
7000	Other New Equipment	0	0	0	0	0	0
7030	Transit & Public Works Maint/Adm Facility-Trans-1	34,532	12,210	224,460	1,417,874	84,605	1,587,010
7030	Bus Shelters / Capital Enhancements-Tran	0	0	0	0	0	0
	TOTAL CAPITAL OUTLAY	34,532	12,210	224,460	1,417,874	84,605	1,587,010
	TOTAL EXPENDITURES	38,590	38,590	263,099	1,417,874	84,605	1,587,010

ARRA- TRANSIT
21295300

ACCOUNT	DESCRIPTION	FY14/15 ACTUALS	FY15/16 ACTUALS	FY16/17 ACTUAL	FY17/18 ADOPTED	FY17/18 ESTIMATE	FY18/19 PROPOSED
REVENUE							
4423	FTA 5307 Grant - ARRA	(4,075)	0	0	0	0	0
	TOTAL REVENUE	(4,075)	0	0	0	0	0
TOTAL CAPITAL OUTLAY							
6600	Depreciation/Replacement	89,997	0	0	0	0	0
7000	Bus Acquisition	4,075	0	0	0	0	0
7030	Bus Shelters/Passenger Amenities,Trans-2	0	0	0	0	0	0
	TOTAL CAPITAL OUTLAY	94,072	0	0	0	0	0
	TOTAL EXPENDITURES	94,072	0	0	0	0	0

CDBG - PUBLIC IMPROVEMENT/CAPITAL PROJECTS

10218020

ACCOUNT	DESCRIPTION	FY14/15 ACTUALS	FY15/16 ACTUALS	FY16/17 ACTUAL	FY17/18 ADOPTED	FY17/18 ESTIMATE	FY18/19 PROPOSED
REVENUE							
4454	C.D.B.G. Carryover Entitlement	(514,287)	0	(509,375)	(511,803)	0	0
4455	C.D.B.G. Current Yr. Entitlement	(557,303)	(628,808)	(6,696)	(576,946)	(294,487)	(584,966)
	TOTAL REVENUE	(1,071,590)	(628,808)	(516,071)	(1,088,749)	(294,487)	(584,966)
TOTAL CAPITAL OUTLAY							
6900	Interfund Charges - Other	155,133	509,375	0	0	0	0
7030	Engineering - Sidewalks, Safe Path of Travel	0	0	0	176,946	0	0
	Elm Traffic Signal & Crosswalk Improvements	0	0	0	250,000	0	0
7030	Pomona Ranch	0	0	0	150,000	0	0
7000	Solar Lighting	0	0	2,494	56,803	0	0
7030	Facilities & Improvements	0	0	0	0	0	130,000
7050	Construction & Infrastructure	0	0	0	0	0	172,000
7000 - Fire1	Vehicles and Equipment	0	0	1,351	0	0	0
7000 - PW-01	Vehicles and Equipment	0	0	4,736	0	43,379	0
7030	Facilities & Improvements	0	0	47,071	0	195,268	0
7050	Sewer Mains, Package 2 - S-02	0	700,000	0	0	55,840	0
7030	Sunrise Rotary Sports Cmplx Impmts-PK-13	2,170	0	0	0	0	0
8200	Operating Transfer to Other Funds	400,000	0	0	0	0	282,966
7030	Centennial Park Rehab and Lighting Project	0	0	0	430,000	0	0
	Fire Engine/Other Public Improvement	0	0	0	25,000	0	0
6496	Program Support-MAD Co. EDC	50,000	0	0	0	0	0
	TOTAL CAPITAL OUTLAY	607,303	1,209,375	55,652	1,088,749	294,487	584,966
	TOTAL EXPENDITURES	607,303	1,209,375	55,652	1,088,749	294,487	584,966

CDBG - PUBLIC SERVICES

10218010

ACCOUNT	DESCRIPTION	FY14/15 ACTUALS	FY15/16 ACTUALS	FY16/17 ACTUAL	FY17/18 ADOPTED	FY17/18 ESTIMATE	FY18/19 PROPOSED
REVENUE							
4454	CDBG Carryover Entitlement	0	0	(81,892)	0	0	0
4455	C.D.B.G. Current Yr. Entitlement	(120,142)	(60,806)	(124,936)	(118,503)	(119,393)	(130,810)
	TOTAL REVENUE	(120,142)	(60,806)	(206,828)	(118,503)	(119,393)	(130,810)
MAINTENANCE AND OPERATIONS							
6471	Program Support Madera Co. Workforce Assistance	20,000	13,000	0	7,500	0	0
6470	Program Support MCCJ	4,999	9,993	29,714	7,500	15,890	43,356
6493	Program Support	0	0	0	0	0	0
8200	Transfer to Parks Sr Meals Dept 518	95,143	111,633	95,227	103,503	103,503	87,454
	TOTAL MAINTENANCE AND OPERATIONS	120,142	134,626	124,941	118,503	119,393	130,810
	TOTAL EXPENDITURES	120,142	134,626	124,941	118,503	119,393	130,810

CDBG - ADMINISTRATIVE COSTS

10218000

ACCOUNT	DESCRIPTION	FY14/15 ACTUALS	FY15/16 ACTUALS	FY16/17 ACTUAL	FY17/18 ADOPTED	FY17/18 ESTIMATE	FY18/19 PROPOSED
REVENUE							
4454	C.D.B.G. Carryover Entitlement	0	0	(97,593)	0	0	0
4455	C.D.B.G. Current Yr. Entitlement	(178,858)	(39,492)	(197,367)	(150,273)	(145,050)	(174,413)
TOTAL REVENUE		(178,858)	(39,492)	(294,960)	(150,273)	(145,050)	(174,413)
MAINTENANCE AND OPERATIONS							
6402	Telephone and Fax Charges	0	0	0	500	0	1,000
6411	Advertising - Bids and Legal Notices	338	2,329	653	2,000	750	2,000
6415	Publications/Subscriptions	0	0	279	0	279	0
6416	Office Supplies - Expendable	257	1,230	1,063	1,250	1,000	1,250
6417	Software Costs	0	0	0	1,476	0	0
6440	Contracted Services	39,037	1,344	0	10,000	0	14,095
6470	Program Support	13,318	13,511	16,000	16,000	16,950	26,950
6530	Conference, Training, Education	385	215	624	2,000	2,000	2,000
6903	Interfund Charges - Cost Distribution	140,515	0	0	0	0	0
6922	Interfund Charge - To Dept 812	0	126,528	130,519	117,047	124,071	126,818
TOTAL MAINTENANCE AND OPERATIONS		193,850	145,157	149,139	150,273	145,050	174,413
TOTAL EXPENDITURES		193,850	145,157	149,139	150,273	145,050	174,413

INTERMODAL BUILDING ACTIVITIES

41108060

ACCOUNT	DESCRIPTION	FY14/15 ACTUALS	FY15/16 ACTUALS	FY16/17 ACTUAL	FY17/18 ADOPTED	FY17/18 ESTIMATE	FY18/19 PROPOSED
REVENUE							
4167	Building Rents and Leases	(21,120)	(21,120)	(21,503)	(21,000)	(21,000)	(21,000)
4240	Utility Reimbursement	(8,234)	(12,183)	(10,747)	(7,000)	(7,000)	(7,000)
4424	Local Transportation Fund-City	(20,997)	(65,297)	(54,102)	(12,118)	(24,236)	(12,118)
4423	Grant - Sec 5307	(2,182)	(2,689)	(3,078)	(47,461)	(47,461)	(47,461)
TOTAL REVENUE		(52,533)	(101,289)	(89,430)	(87,579)	(99,697)	(87,579)
SALARIES AND BENEFITS							
5000	Salaries - Full Time	0	0	30	0	0	0
5005	Salaries - Part-time	5,067	7,716	7,965	8,190	7,961	8,694
5304	Worker's Compensation Insurance	402	633	685	722	698	796
5305	Medicare Tax - Employer's Share	76	116	120	123	120	131
5307	Deferred Compensation - Part-time	190	290	293	307	306	326
5309	Unemployment Insurance	219	271	229	210	210	210
TOTAL SALARIES AND BENEFITS		5,954	9,026	9,323	9,552	9,295	10,157
MAINTENANCE AND OPERATIONS							
6401	Gas and Electric Utilities	14,453	14,785	15,092	15,000	15,000	15,000
6440	Contracted Services	6,583	9,035	9,820	15,000	15,000	15,000
6530	Building Supplies, Keys, Repairs	2,158	3,677	2,245	4,000	4,000	4,000
6560	Liability / Property Insurance	1,051	1,115	1,343	1,609	1,609	1,891
6900	Interfund Charges - Fac.Maint.	12,649	41,319	58,316	29,816	29,816	29,608
6902	Interfund Charges - Central Supply	62	88	68	500	500	500
6904	Interfund Charges - Admin. Overhead	12,840	10,268	11,468	11,555	11,555	8,196
8220	Transfers Out - Insurance Reserve	258	450	38	162	162	244
TOTAL MAINTENANCE AND OPERATIONS		50,054	80,737	98,390	77,642	77,642	74,439
TOTAL EXPENDITURES		56,008	89,763	107,713	87,194	86,937	84,595

PROPOSITION 1B - CALOES

41105492

ACCOUNT	DESCRIPTION	FY14/15 ACTUALS	FY15/16 ACTUALS	FY16/17 ACTUAL	FY17/18 ADOPTED	FY17/18 ESTIMATE	FY18/19 PROPOSED
REVENUE							
4491	Prop 1B CalOES	0	0	(169,651)	(47,541)	0	0
	TOTAL REVENUE	0	0	(169,651)	(47,541)	0	0
CAPITAL OUTLAY							
7030 - OES12	Facilities and Improvements	0	0	32,752	0	0	0
7030 - OES13	Facilities and Improvements	0	0	42,129	0	0	0
7030 - OES14	Facilities and Improvements	0	0	42,226	47,541	0	0
7030 - OES15	Facilities and Improvements	0	0	42,749	0	0	0
7030 - OES16	Facilities and Improvements	0	0	9,794	0	47,460	0
	TOTAL CAPITAL OUTLAY	0	0	169,651	47,541	47,460	0
	TOTAL EXPENDITURES	0	0	169,651	47,541	47,460	0

PARKING DISTRICT OPERATIONS

41400000

ACCOUNT	DESCRIPTION	FY14/15 ACTUALS	FY15/16 ACTUALS	FY16/17 ACTUAL	FY17/18 ADOPTED	FY17/18 ESTIMATE	FY18/19 PROPOSED
REVENUE							
4552	Parking Ticket Penalty	(23,118)	(20,530)	(15,703)	(18,000)	(10,000)	(18,000)
4600	Parking District Assessments	(21,733)	(27,560)	(17,802)	(28,000)	(22,000)	(24,000)
4657	Miscellaneous Revenue	0	0	0	0	0	0
4682	Collection Recovery	(506)	(876)	(870)	0	0	0
TOTAL REVENUE		(45,357)	(48,966)	(34,376)	(46,000)	(32,000)	(42,000)
SALARIES AND BENEFITS							
5005	Salaries / Part-time	7,502	9,381	10,302	10,374	2,583	10,868
5304	Worker's Compensation Insurance	595	771	883	915	226	995
5305	Medicare Tax - Employer's Share	113	141	155	156	39	163
5307	Deferred Compensation / Part-time	281	352	384	389	99	408
5308	Deferred Compensation / Full-time	0	0	0	0	0	0
5309	Unemployment Insurance	275	256	229	210	210	210
5310	Section 125 Benefit Allow.	0	0	0	0	0	0
TOTAL SALARIES AND BENEFITS		8,766	10,902	11,951	12,044	3,157	12,644
MAINTENANCE AND OPERATIONS							
6401	Gas and Electric Utilities	2,756	2,675	5,367	2,800	2,800	2,800
6411	Advertising - Bids and Legal Notices	0	0	0	0	0	0
6416	Office Supplies - Expendable	86	149	6	200	200	200
6440	Contracted Services	7,791	7,267	7,808	8,000	8,000	8,000
6441	Contracted Services - Parking Citations	647	672	699	0	0	0
6518	Other Supplies	302	268	102	1,000	1,000	1,000
5485-3260	Liability / Property Insurance	0	0	0	0	0	0
5485-3280	OPEB Obligation Expense	0	0	0	0	0	0
6442	Intergovernmental Charge-Parking Ticket Audit Fees	0	0	0	0	1,000	1,000
6902	Interfund Charges - Central Supply	0	0	24	200	200	200
6904	Interfund Charges - Admin. Overhead	0	4,973	6,809	6,861	6,861	2,361
	Transfers Out - Central Supply Inventory	0	0	0	0	0	0
8200	Transfers Out - Administrative	0	7,709	7,709	7,709	7,709	7,709
	Transfers Out - Other Costs	0	0	0	0	0	0
8220	Transfers Out - Insurance Reserve	311	539	46	194	194	305
TOTAL MAINTENANCE AND OPERATIONS		11,893	24,252	28,570	26,964	27,964	23,575
TOTAL EXPENDITURES		20,659	35,154	40,522	39,008	31,121	36,219

MADERA DOWNTOWN B.I.D. FUND
41600000

ACCOUNT	DESCRIPTION	FY14/15 ACTUALS	FY15/16 ACTUALS	FY16/17 ACTUAL	FY17/18 ADOPTED	FY17/18 ESTIMATE	FY18/19 PROPOSED
REVENUE							
4162	Interest Income	0	0	(67)	0	(16)	(16)
4208	Late Payment / Other Penalty	(1,162)	(2,430)	(492)	(3,000)	(3,000)	(3,000)
4600	Business Improvement District Assmt	(24,367)	(24,826)	(23,061)	(26,000)	(26,000)	(26,000)
4657	Miscellaneous Revenue	0	0	0	0	0	0
4682	Collection Recovery	(635)	(554)	(185)	(373)	(292)	(292)
4742	Unrealized Gain/Loss on Invest	0	0	34.37	0	0	0
4751	Realized Gain/Loss Sale of Inv	0	0	20.32	0	0	0
TOTAL REVENUE		(26,164)	(27,810)	(23,751)	(29,373)	(29,308)	(29,308)
MAINTENANCE AND OPERATIONS							
6418	Postage / Other Mailing Charges	164	365	0	590	590	590
6440	Contracted Services	145	164	35	0	0	0
6450	Bad Debt Expense	0	0	0	0	0	0
6470	Funding to Outside Agencies	26,356	21,576	22,098	25,000	25,000	25,000
6904	Interfund Charges - Admin. Overhead	950	2,990	3,754	3,783	3,783	1,389
TOTAL MAINTENANCE AND OPERATIONS		27,615	25,094	25,888	29,373	29,373	26,979
TOTAL EXPENDITURES		27,615	25,094	25,888	29,373	29,373	26,979

ARRA - NSP ACTIVITY

43600000

ACCOUNT	DESCRIPTION	FY14/15 ACTUALS	FY15/16 ACTUALS	FY16/17 ACTUAL	FY17/18 ADOPTED	FY17/18 ESTIMATE	FY18/19 PROPOSED
REVENUE							
4457	Activity Delivery Fee	(350)	0	0	0	0	0
4649	Admin Fees	0	0	0	0	0	0
4659	Refunds and Reimbursements NSP3	(1,391,875)	(491,071)	0	0	0	0
	TOTAL REVENUE	(1,392,225)	(491,071)	0	0	0	0
MAINTENANCE AND OPERATIONS							
6412	Advertising - Other	900	0	0	0	0	0
6416	Office Supplies - Expendable	7	11	0	0	0	0
6561	Successor Agency Contribution	0	0	0	0	0	0
6440	Contracted Services	17,628	1,220	0	0	0	0
6500	Rehabilitation Assistance	222,005	1,614	6,945	0	0	0
6501	Downpayment Assistance	89,538	318,973	0	0	0	0
6530	Conference, Training, Education	0	0	0	0	0	0
6561	Miscellaneous	0	0	0	0	0	0
6900	Interfund Charges - Other	0	0	0	0	0	0
6903	Interfund Charges - Cost Distribution	28,584	7,696	0	0	0	0
6903	Intefund Charges - To Dept 812	0	7,696	0	0	0	0
	TOTAL MAINTENANCE AND OPERATIONS	358,662	337,209	6,945	0	0	0
CAPITAL OUTLAY							
7030	Property Acquisition	455,040	0	0	0	0	0
	TOTAL CAPITAL OUTLAY	455,040	0	0	0	0	0
TRANSFERS OUT							
6056-7000	Transfer Out to Successor Agency	0	0	0	0	0	0
8200	Transfer Out - Fund 10200 dept 812	17,959	0	0	0	0	0
	TOTAL TRANSFERS OUT	17,959	0	0	0	0	0
	TOTAL EXPENDITURES	831,661	337,209	6,945	0	0	0

HOME - DAP ACTIVITY

44004430

ACCOUNT	DESCRIPTION	FY14/15 ACTUALS	FY15/16 ACTUALS	FY16/17 ACTUAL	FY17/18 ADOPTED	FY17/18 ESTIMATE	FY18/19 PROPOSED
REVENUE							
4758	Periodic Payment/Loan Payment	(2,000)	0	0	0	0	0
	TOTAL REVENUE	(2,000)	0	0	0	0	0
MAINTENANCE AND OPERATIONS							
6903	Interfund Charges - Cost Distribution	0	0	0	0		0
	TOTAL MAINTENANCE AND OPERATIONS	0	0	0	0	0	0
	TOTAL EXPENDITURES	0	0	0	0	0	0

CALHOME MANUFACTURED REHAB

44004432

ACCOUNT	DESCRIPTION	FY14/15 ACTUALS	FY15/16 ACTUALS	FY16/17 ACTUAL	FY17/18 ADOPTED	FY17/18 ESTIMATE	FY18/19 PROPOSED
REVENUE							
4162	Interest Income	0	0	(1,661)	0	0	0
4751	Unrealized Gain/Loss on Invest	0	0	1,021	0	0	0
4765	Realized Gain/Loss Sale of Inv	0	0	578	0	0	0
4434	Grants	0	0	(413,218)	(372,715)	(319,470)	0
4649	Admin Fees	0	0	(39,989)	(35,000)	(30,000)	0
TOTAL REVENUE		0	0	(453,270)	(407,715)	(349,470)	0
MAINTENANCE AND OPERATIONS							
6416	Office Supplies	0	0	63	750	57	0
6500	Rehabilitation Assistance	0	0	139,899	372,715	319,470	0
6903	Interfund Charges - Cost Distribution	0	0	0	34,250	34,250	39,214
TOTAL MAINTENANCE AND OPERATIONS		0	0	139,962	407,715	353,777	39,214
TOTAL EXPENDITURES		0	0	139,962	407,715	353,777	39,214

HOME REHABILITATION PROGRAM

44004450

ACCOUNT	DESCRIPTION	FY14/15 ACTUALS	FY15/16 ACTUALS	FY16/17 ACTUAL	FY17/18 ADOPTED	FY17/18 ESTIMATE	FY18/19 PROPOSED
REVENUE							
4434	HOME Rehabilitation Grant - 13-HOME-9021	(10)	0	0	0	(700,000)	0
4457	Activity Delivery Fee	0	0	(8,750)	0	0	0
	TOTAL REVENUE	(10)	0	(8,750)	0	(700,000)	0
MAINTENANCE AND OPERATIONS							
6416	Office Supplies	10	0	19	0	2,500	0
6440	Contracted Services	0	0	2,800	0	10,000	0
6500	Rehabilitation Loans	0	0	0	0	0	0
6480	Activity Delivery (151600-10000)	0	0	0	0	141,600	0
6500	Rehabilitation Assistant	0	0	0	0	530,900	0
6903	Interfund Charge - To Dept 812	0	0	15,000	0	0	0
	Interfund Transfer to Dept 812	0	0	0	0	0	0
	TOTAL MAINTENANCE AND OPERATIONS	10	0	17,819	0	685,000	0
	TOTAL EXPENDITURES	10	0	17,819	0	685,000	0

HOME REUSE ACTIVITY

44004460

ACCOUNT	DESCRIPTION	FY14/15 ACTUALS	FY15/16 ACTUALS	FY16/17 ACTUAL	FY17/18 ADOPTED	FY17/18 ESTIMATE	FY18/19 PROPOSED
REVENUE							
4758	Periodic Payment/Loan Pay	(16,498)	(19,841)	(119,115)	0	(31,369)	(16,510)
	TOTAL REVENUE	(16,498)	(19,841)	(119,115)	0	(31,369)	(16,510)
MAINTENANCE AND OPERATIONS							
6440	Contracted Services	0	0	0	0	670	0
6501	Downpayment Loans	0	0	0	0	0	0
6903	Interfund Transfer to Dept 812	0	0	0	0	0	16,510
	TOTAL MAINTENANCE AND OPERATIONS	0	0	0	0	0	16,510
	TOTAL EXPENDITURES	0	0	0	0	0	16,510

CALHOME DAP PROGRAM
44004610

ACCOUNT	DESCRIPTION	FY14/15 ACTUALS	FY15/16 ACTUALS	FY16/17 ACTUAL	FY17/18 ADOPTED	FY17/18 ESTIMATE	FY18/19 PROPOSED
REVENUE							
4434	CALHOME Grant	(370,859)	(393,072)	0	(31,704)	(31,704)	0
	TOTAL REVENUE	(370,859)	(393,072)	0	(31,704)	(31,704)	0
MAINTENANCE AND OPERATIONS							
6416	Office Supplies	60	367	105	250	105	0
6440	Contracted Services	1,886	2,075	0	0	500	0
6500	Downpayment Loans	357,265	370,380	75	24,000	28,354	0
6903	Interfund Charge - to Dept 812	0	14,459	17,959	3,300	3,300	0
8200	Operating Transfer to Other Funds	11,440	0	0	0	0	0
	TOTAL MAINTENANCE AND OPERATIONS	370,651	387,281	18,139	27,550	32,259	0
	TOTAL EXPENDITURES	370,651	387,281	18,139	27,550	32,259	0

CALHOME REHABILITATION (OOR) PROGRAM

44004620

ACCOUNT	DESCRIPTION	FY14/15 ACTUALS	FY15/16 ACTUALS	FY16/17 ACTUAL	FY17/18 ADOPTED	FY17/18 ESTIMATE	FY18/19 PROPOSED
REVENUE							
4162	Interest Income	0	0	(453)	0	0	0
4434	CALHOME Grant	(31)	0	(116,867)	(793,133)	(156,817)	0
4457	Activity Fee	0	0	(9,561)	(75,000)	(15,000)	0
4742	Unrealized Gain/Loss on Invest	0	0	278	0	0	0
4751	Realized Gain/Loss Sale of Inv	0	0	157	0	0	0
TOTAL REVENUE		(31)	0	(126,445)	(868,133)	(171,817)	0
MAINTENANCE AND OPERATIONS							
6416	Office Supplies	31	76	587	0	1,500	0
6440	Contracted Services	0	7,231	650	20,250	650	0
6500	Rehabilitation Loans	0	18,815	94,930	793,133	119,710	0
6903	Interfund Charge - To Dept 812	0	0	15,000	54,750	54,750	0
TOTAL MAINTENANCE AND OPERATIONS		31	26,122	111,166	868,133	176,610	0
TOTAL EXPENDITURES		31	26,122	111,166	868,133	176,610	0

CALHOME REUSE PROGRAM

44004630

ACCOUNT	DESCRIPTION	FY14/15 ACTUALS	FY15/16 ACTUALS	FY16/17 ACTUAL	FY17/18 ADOPTED	FY17/18 ESTIMATE	FY18/19 PROPOSED
REVENUE							
4765	Loan Payment Proceeds	0	0	(31,000)	(31,000)	(29,450)	0
	TOTAL REVENUE	0	0	(31,000)	(31,000)	(29,450)	0
MAINTENANCE AND OPERATIONS							
6440	Contracted Services	0	0	0	31,000	0	0
6501	Downpayment Assistance	0	0	0	0	0	0
	TOTAL MAINTENANCE AND OPERATIONS	0	0	0	31,000	0	0
	TOTAL EXPENDITURES	0	0	0	31,000	0	0

CODE ENFORCEMENT DEPARTMENT SUMMARY

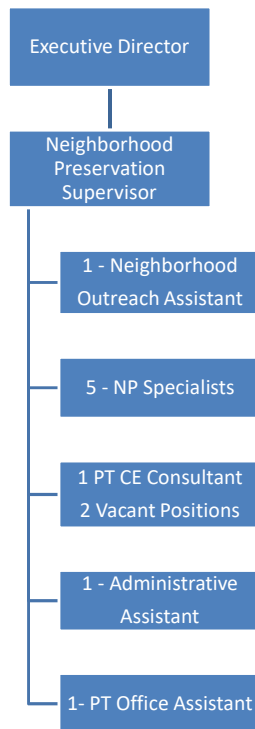
The Code Enforcement/Neighborhood Revitalization programs were combined into a single department in 2003 as a direct response to declining property maintenance standards, neighborhoods in distress, expanding graffiti problems, and infrastructure deficiencies throughout the former redevelopment project area and CDBG eligible Census Tracts. Neighborhoods that are exposed to blight are at an increased risk of various social, physical and health disparities, higher rates of crime, and illicit drug activities. Preventing or eliminating slums and blight, and addressing community development needs to have an urgency. The department's main purpose circles around the elimination of blight conditions throughout the city's neighborhoods and interception in the community prior to the emergence of problem properties. During the last few years, this has been more challenging than during other times due to the foreclosure crisis creating abandoned and vacant buildings, and substandard housing conditions. It caused significant impacts to our community and depreciated remaining neighborhood assets. Due to that, resources have been applied toward the enforcement of those cases. To better maximize the department's efforts, a newly adopted Rental Housing Inspections Program ordinance was adopted; to address substandard rental properties, to promote greater compliance with health and safety standards and to preserve the quality of Madera's neighborhoods and available housing. A Neighborhood Outreach program was created and incorporated into the department for civic engagement and to strengthen the community by building social capital.

Code Enforcement - Org 10204400

AVSA provides funding for the enforcement of laws regulating abandoned vehicles

Tire Amnesty Grant - Org 10814460

This grant is shared with Madera County. CalRecycle provides funding for staff to organize and host events where residents are allowed to bring up to twenty (20) waste tires for proper disposal, free of charge. The department hosts up to six (6) events per term.



Key Accomplishments - Neighborhood Revitalization

- ❖ **Enforcement Actions:** A total of 955 cases were opened to address violations involving public nuisance, substandard housing, zoning, California Building Codes and vacant building violations
- ❖ **Foreclosure Cases** - Continued enforcement actions on 85 cases
- ❖ **Abatements** - Conducted 2 dangerous housing abatements
- ❖ **Weed Abatement Program.** Identified 434 violations; 429 complied, 5 abatements
- ❖ **Mobile Vendor Enforcement** - Collaborated with other agencies to conduct Citywide Mobile Vendor education/enforcement
- ❖ **Illegal Zoning Activity** - Collaborated with other agencies to conduct Citywide Illegal Zoning Activities enforcement
- ❖ **Abandoned Vehicles** - Identified 655 vehicles as having violations; 598 complied and 65 were towed
- ❖ **Waste Tire Amnesty** - Held three Amnesty Events which resulted in 10,000 (PTE) waste tires being collected. Partnership with Fresno LCC.
- ❖ **Leadership Academy** - Vision 2025 - Presentation
- ❖ **Rental Housing Inspection Program** - Newly adopted ordinance in September. Program Start up - Mailed 3861 Registration Letters to property owners.

**Goals and Performance Measures -
Neighborhood Revitalization**

Departmental Goals

- ❖ Educating residents on value of maintaining properties
- ❖ Maintain the Foreclosure Response System
- ❖ Implementation of a Rental Housing Inspections Program
- ❖ Encourage maintenance of abandoned buildings

Performance Measures

No Specific performance measure
Currently monitoring 63 registered foreclosures
Monthly inspections of pre - 1970 rental units
Currently monitoring 20 abandoned buildings

Key Accomplishments - Neighborhood Outreach

- ❖ **Various Neighborhood Events** - Coordinated 140 network, gatherings, block parties, and community events.
- ❖ **Neighborhood Watch** - Conducted 52 meetings throughout the City.
- ❖ **Neighborhood Watch** - Established 10 new Neighborhood Watches and completed 8 from the previous FY.
- ❖ **National Night Out** - Increased the number of participating neighborhoods from 45 to 54.
- ❖ **National Night Out** - Engaged more governmental, non-profit agencies, and Neighborhood Watch Leaders in its planning and execution.
- ❖ **S.A.L.T. Program** - Merged the Community Partnership Group with Madera County Community Action Partnership's SALT group to expand our network and interagency collaboration
- ❖ **Curb Strip Program** - Implemented Program, and have painted over 1550 homes.
- ❖ **Adopt A School Program** - Acquired the commitment of 14 churches to participate in the Program.
- ❖ **Anti-Graffiti Program** - Expanded the Anti-Graffiti Program to include all elementary schools in the City of Madera.

**Goals and Performance Measures -
Neighborhood Outreach**

Departmental Goals

- ❖ Increase resident participation in civic activities.
- ❖ Avertise programs to all areas of the City.
- ❖ NNO-Invite the MUSD to join the NNO Planning Community.
- ❖ NNO-Enhance contest activities.
- ❖ Expand Anti-graffiti Program to include elementary schools in the County of

Performance Measures

Add ten (10) new neighborhoods
Program formed from diverse groups of residents
Increased participation in the NNO
Increased youth participation
Increased program presentations

COMMUNITY DEVELOPMENT - CODE ENFORCEMENT

10204400

ACCOUNT	DESCRIPTION	FY14/15 ACTUALS	FY15/16 ACTUALS	FY16/17 ACTUAL	FY17/18 ADOPTED	FY17/18 ESTIMATE	FY18/19 PROPOSED
REVENUE							
4076	Registration Fee	(7,040)	(5,060)	(6,635)	(16,750)	(7,000)	(11,950)
4203	Background Check Service Fee	(475)	(950)	(900)	(900)	(900)	0
4076	Vacant Building Ordinance	(6,245)	(5,060)	0	0	0	0
4228	Graffiti Ordinance	(964)	(511)	0	0	0	0
4355	Transfer-In - Gen. Fund	0	0	(230,395)	0	0	0
4551	Fines and Penalties for Violations	(511,630)	(612,971)	(448,807)	(418,290)	(285,000)	(225,000)
4554	Vehicle Abatement Fee	(50,389)	(53,518)	(44,141)	(45,000)	(52,118)	(52,000)
4555	Multi-Family Inspection Fees	0	0	0	0	(1,930)	0
4556	Foreclosure Revenues	(60,481)	(52,401)	(18,571)	(27,000)	(22,500)	(24,508)
4657	Miscellaneous Revenue	0	(672)	(65)	0	0	0
4659	Refunds and Reimbursements	(1,295)	(13,093)	(335)	(16,000)	0	0
	Reimbursement - RDA to City	0	0	0	0	0	0
4682	Collection Recovery-Code Enf.	(114,482)	0	0	0	0	0
4684	Cost Recovery for Weed Abatement	0	(4,526)	(6,548)	(10,000)	(10,000)	(10,000)
4334	Interfund Charge - CDBG	0	(400,000)	0	0	0	0
4355	Transfer In from 10221	(400,000)	0	0	0	0	(18,903)
4562	Taxi Cab Inspection/Fee Revenues	0	0	0	(1,140)	0	(420)
4561	Rental Business License Inspection Revenues	0	0	0	(100,000)	0	(51,250)
	TOTAL REVENUE	(1,153,001)	(1,148,761)	(756,397)	(635,080)	(379,448)	(394,031)
SALARIES AND BENEFITS							
5000	Salaries / Full-time	425,111	460,001	510,364	552,463	453,906	385,675
5005	Salaries / Part-time	81,950	86,349	70,668	86,490	43,152	72,776
5100	Salaries / Overtime	513	1,805	3,108	0	3,033	0
5105	Salaries - Leave Payout	27,408	2,689	11,709	11,966	13,887	0
5110	Salaries / Uniform Pay	750	1,500	1,477	1,500	1,750	1,500
5200	Vehicle Allowance	0	0	0	0	0	0
5300	Public Employees Retirement System	88,344	104,203	118,763	123,856	122,386	104,885
5302	Long Term Disability Insurance	1,399	1,466	1,685	1,822	1,442	1,388
5303	Life Insurance Premiums	475	502	537	542	443	381
5304	Worker's Compensation Insurance	41,989	46,067	51,993	56,469	43,187	42,095
5305	Medicare Tax - Employer's Share	8,092	8,250	9,505	9,782	7,197	6,944
5307	Deferred Compensation / Part-time	2,549	2,977	2,600	3,243	1,705	2,729
5308	Deferred Compensation / Full-time	30,794	26,898	26,042	26,791	19,834	16,198
5309	Unemployment Insurance	4,377	4,495	2,969	3,106	3,106	1,940
5310	Section 125 Benefit Allow.	110,669	169,387	173,118	185,270	150,173	130,230
	TOTAL SALARIES AND BENEFITS	824,420	916,590	984,538	1,063,301	865,201	766,741
MAINTENANCE AND OPERATIONS							
6401	Gas and Electric Utilities	21,389	0	26,198	15,000	27,000	15,000
6402	Telephone and Fax Charges	8,763	4,269	9,774	8,000	8,000	8,000
6411	Advertising - Bids and Legal Notices	0	1,115	782	1,000	1,000	1,000
6414	Professional Dues	75	98	255	525	375	475
6415	Publications and Subscriptions	325	858	518	250	250	250
6416	Office Supplies - Expendable	3,807	3,387	5,777	6,000	5,000	6,000
6417	Software Costs	0	0	0	0	0	0
6418	Postage / Other Mailing Charges	13,876	7,006	5,933	8,000	6,000	7,800
6420	Mileage Reimbursement	49	0	0	0	500	0
6425	Vehicle Fuel, Supplies & Maintenance	7,613	3,816	4,372	7,000	4,000	4,800
6437	Weed Abatement Expense	0	3,239	910	10,000	10,000	10,000
6440	Contracted Services	61,507	21,302	31,699	80,000	20,000	20,000
6450	Bad Debt Expense	0	(12)	0	0	0	0
6460	Pre-employment Health Screening	0	175	114	0	0	0
6510	Rent Expense	0	0	0	0	0	0
6532	Other Supplies	1,729	3,354	14,918	10,000	14,500	4,000
6532	Building Supplies, Keys, Repairs	451	3,354	0	0	0	0
6532	Tool Replacement Cost	215	3,354	0	0	0	0
6560	Liability / Property Insurance	0	0	0	0	0	0

COMMUNITY DEVELOPMENT - CODE ENFORCEMENT (continued)

10204400

ACCOUNT	DESCRIPTION	FY14/15 ACTUALS	FY15/16 ACTUALS	FY16/17 ACTUAL	FY17/18 ADOPTED	FY17/18 ESTIMATE	FY18/19 PROPOSED
MAINTENANCE AND OPERATIONS - continued							
6570	Settlement	0	370,000	0	0	0	0
6530	Conference, Training, Education	4,162	1,112	10,262	10,000	10,000	9,000
6900	Interfund Charges - Fac.Maint.	0	0	0	0	0	0
6902	Interfund Charges - Central Supply	499	781	335	600	600	600
6903	Interfund Charges - Cost Distribution	0	0	0	0	0	0
6904	Interfund Charges - Admin. Overhead	0	0	0	0	0	0
6908	Interfund Charges - Vehicle Repairs	16,777	19,494	19,493	19,255	19,255	17,472
6907	Interfund Charges - Vehicle Replacement	11,067	13,567	11,667	12,000	12,000	12,000
6918	Interfund Charges-Computer Maint.	26,258	56,447	77,369	77,369	73,485	54,872
6920	Interfund Charges-Computer Rplcmt	3,312	14,616	14,616	14,616	14,616	13,130
TOTAL MAINTENANCE AND OPERATIONS		181,874	531,334	234,993	279,616	226,582	184,399
CAPITAL OUTLAY							
7000	Auto and Truck - New	16,188	0	0	0	0	0
TOTAL CAPITAL OUTLAY		16,188	0	0	0	0	0
TOTAL EXPENDITURES		1,022,482	1,447,924	1,219,530	1,342,916	1,091,782	951,140

TIRE CLEAN-UP
10813730

ACCOUNT	DESCRIPTION	FY14/15 ACTUALS	FY15/16 ACTUALS	FY16/17 ACTUAL	FY17/18 ADOPTED	FY17/18 ESTIMATE	FY18/19 PROPOSED
REVENUE							
4557	Waste Tire Clean-up Grant	0	0	0	0	0	0
	TOTAL REVENUE	0	0	0	0	0	0
SALARIES AND BENEFITS							
5000	Salaries / Full-time	0	0	0	0	0	0
5005	Salaries / Part-time	0	0	0	0	0	0
5100	Salaries / Overtime	0	0	0	0	0	0
5105	Salaries - Leave Payout	0	0	0	0	0	0
5110	Salaries / Uniform Pay	0	0	0	0	0	0
5300	Public Employees Retirement System	0	0	0	0	0	0
5302	Long-term Disability Ins.	0	0	0	0	0	0
5303	Life Insurance Premiums	0	0	0	0	0	0
5304	Worker's Compensation Insurance	0	0	0	0	0	0
5305	Medicare Tax - Employer's Share	0	0	0	0	0	0
5307	Deferred Compensation / Part-time	0	0	0	0	0	0
5308	Deferred Compensation/Full-time	0	0	0	0	0	0
5309	Unemployment Insurance	0	0	0	0	0	0
5310	Section 125 Benefit Allow.	0	0	0	0	0	0
	TOTAL SALARIES AND BENEFITS	0	0	0	0	0	0
MAINTENANCE AND OPERATIONS							
6412	Advertising - Other	0	0	0	0	0	0
6425	Vehicle Fuel, Supplies & Maintenance	0	0	0	0	0	0
6440	Contracted Services	0	0	0	0	0	0
6908	Interfund Charges - Vehicle Repairs	0	0	0	0	0	0
	TOTAL MAINTENANCE AND OPERATIONS	0	0	0	0	0	0
	TOTAL EXPENDITURES	0	0	0	0	0	0

LEA TIRE GRANT

10814420

ACCOUNT	DESCRIPTION	FY14/15 ACTUALS	FY15/16 ACTUALS	FY16/17 ACTUAL	FY17/18 ADOPTED	FY17/18 ESTIMATE	FY18/19 PROPOSED
REVENUE							
4162	Interest Income	0	0	0	0	0	0
4355	Transfer-In	0	0	0	0	0	0
4428	Current Year Allocation-LEA Grant	(9,196)	(29,316)	(1,598)	0	(18,338)	0
4555	LEA Tire Grant	0	0	(6,525)	0	0	0
TOTAL REVENUE		(9,196)	(29,316)	(8,122)	0	(18,338)	0
SALARIES AND BENEFITS							
5000	Salaries / Full-time	5,912	3,699	653	0	0	0
5005	Salaries / Part-time	0	0	0	0	0	0
5100	Salaries / Overtime	0	0	0	0	0	0
5105	Salaries - Leave Payout	0	0	0	0	0	0
5110	Salaries / Uniform Pay	0	0	23	0	0	0
5300	Public Employees Retirement System	1,584	2,372	628	0	0	0
5302	Long Term Disability Insurance	18	14	5	0	0	0
5303	Life Insurance Premiums	6	5	2	0	0	0
5304	Worker's Compensation Insurance	475	372	73	0	0	0
5305	Medicare Tax-Employer's Share	92	65	12	0	0	0
5307	Deferred Compensation/Part-time	0	0	0	0	0	0
5308	Deferred Compensation/Full-time	250	176	33	0	0	0
5309	Unemployment Insurance	0	17	0	0	0	0
5310	Section 125 Benefit Allow.	1,329	1,945	587	0	0	0
TOTAL SALARIES AND BENEFITS		9,666	8,667	2,015	0	0	0
MAINTENANCE AND OPERATIONS							
6532	Other Supplies	98	0	250	0	205	0
6530	Building Supplies, Keys, Repairs	0	0	0	0	0	0
6580	OPEB Obligation Expense	0	0	0	0	0	0
6530	Conference, Training, Education	0	1,514	0	0	6,956	0
6904	Interfund Charges - Admin. Overhead	0	0	0	0	0	0
6908	Interfund Charges - Vehicle Repairs	0	0	0	0	0	0
TOTAL MAINTENANCE AND OPERATIONS		98	1,514	250	0	7,161	0
TOTAL EXPENDITURES		9,764	10,181	2,265	0	7,161	0

TIRE AMNESTY GRANT
10814460

ACCOUNT	DESCRIPTION	FY14/15 ACTUALS	FY15/16 ACTUALS	FY16/17 ACTUAL	FY17/18 ADOPTED	FY17/18 ESTIMATE	FY18/19 PROPOSED
REVENUE							
4355	Transfer-In	0	0	0	0	0	0
4559	Tire Amnesty Grant	0	(52,791)	(22,925)	(60,230)	(39,649)	(21,069)
4657	Miscellaneous Revenue	0	0	0	0	0	0
TOTAL REVENUE		0	(52,791)	(22,925)	(60,230)	(39,649)	(21,069)
SALARIES AND BENEFITS							
5000	Salaries / Full-time	4,582	1,482	4,207	8,480	1,231	8,480
5005	Salaries / Part-time	240	0	72	0	0	0
5100	Salaries / Overtime	83	0	0	0	0	0
5105	Salaries - Leave Payout	362	0	0	0	0	0
5110	Salaries / Uniform Pay	0	0	0	0	0	0
5200	Salaries - Auto & Expense Allowance	0	0	0	0	0	0
5300	Public Employees Retirement System	3,812	4,178	9,098	2,388	5,653	2,694
5301	Health Insurance Benefits	0	0	0	0	0	0
5302	Long Term Disability Insurance	21	10	16	31	6	31
5303	Life Insurance Premiums	6	3	5	0	2	0
5304	Worker's Compensation Insurance	442	223	494	748	141	776
5305	Medicare Tax - Employer's Share	89	39	87	128	24	128
5307	Deferred Compensation / Part-time	0	0	3	0	0	0
5308	Deferred Compensation / Full-time	217	104	233	356	66	356
5309	Unemployment Insurance	0	15	14	254	0	254
5310	Section 125 Benefit Allow.	1,368	870	1,411	3,386	730	2,863
TOTAL SALARIES AND BENEFITS		11,222	6,924	15,641	15,771	7,853	15,582
MAINTENANCE AND OPERATIONS							
2428-3011	Advertising - Bids and Legal Notices	0	0	0	0	0	0
6412	Advertising - Other	1,628	1,890	2,837	1,866	4,318	1,916
6418	Postage	0	875	0	1,029	0	1,715
6440	Contracted Services	7,800	14,980	28,209	40,690	25,545	440
6532	Other Supplies	592	304	351	911	665	1,180
6580	OPEB Obligation Expense	0	0	0	0	0	0
TOTAL MAINTENANCE AND OPERATIONS		10,020	18,050	31,397	44,496	30,528	5,251
TOTAL EXPENDITURES		21,242	24,974	47,037	60,267	38,381	20,833

INTERNAL SERVICES FUNDS

Internal Services Funds provide funding to support the following areas: 1) Ongoing maintenance and repairs of vehicles, equipment and computers, 2) Replacement of vehicles, equipment and computers, and 3) Ongoing routine maintenance of the City's buildings, facilities, streetlights and street signals. Each of the City's operating departments is charged for its equipment usage, based on the cost of maintenance and upon a predetermined rate that considers the expected life of the specific vehicles or pieces of equipment. Departments are also charged for the maintenance of their buildings and facilities based on the square footage they utilize within their respective buildings and facilities.

Equipment (Fleet) Maintenance - Org 30701240

Fleet Maintenance is responsible for servicing and maintaining all the rolling stock in the city. This department currently maintains approximately 250 pieces of equipment. We support all the city departments by minimizing parts and repair costs and maximizing equipment uptime using our available resources. See further information in the Fleet Services Department Summary, below.

Equipment (Fleet) Acquisition - Org 30701250

This department acquires and disposes of the City's rolling stock. The department analyzes replacement equipment needs and works to maximize utilization. An equipment usable life has been established and a replacement schedule put in place to ensure timely turnover. A replacement fund is maintained to assure funds are available when needed.

Computer Maintenance and Replacement - Org 30720000

The City of Madera Information Systems Department is responsible for installing, maintaining and supporting all facets of technology for the City departments and staff members. The IS Department delivers hands-on and remote services to all City departments while also managing and maintaining the City's network systems and main data servers.

Facilities Maintenance - Org 30710000

The Facilities Maintenance Division's budget has two functions; the division provides routine maintenance for the City's buildings and facilities and it also maintains the street signals and street lights owned by the City. See Public Works Department Summary for further information regarding Facilities Maintenance.

FLEET SERVICES DEPARTMENT SUMMARY

Fleet Services consists of the Equipment Maintenance and Equipment Acquisition departments. These departments serve all the City as well as Housing Authority, Transit, and Police NICB vehicles.

The City has approximately 250 pieces of equipment ranging from light duty cars and trucks, to heavy duty off-road equipment and paratransit buses.

As shown in the organization chart below, under the Fleet Manager, we have one (1) Mechanic III for 'Light Vehicles', two (2) for 'Heavy Duty/Fabrication', one (1) dedicated to 'Police', and two (2) assigned to 'Transit'. The 'Shop Supervisor' position has been eliminated.

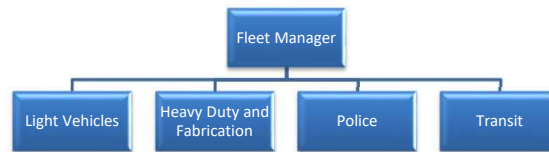
We are responsible for ensuring all equipment meets state, federal, and air quality standards and regulations.

Equipment Maintenance - Org 30701240

Fleet maintenance is responsible for servicing and maintaining all the rolling stock in the city. It is our task to keep all equipment operating in a safe and reliable condition. We support the city departments by minimizing parts and repair costs and maximizing equipment uptime using our available resources.

Equipment Acquisition - Org 30701250

This department acquires and disposes of the City's rolling stock. The department analyzes equipment needs and works to maximize utilization. An equipment usable life has been established and a replacement schedule put in place to ensure timely turnover. A replacement fund is maintained to ensure funds are available when needed. Pro-rated annual contributions are made by the departments to this fund based on capital cost and expected life of the equipment.



Key Accomplishments

- ❖ Implemented motor pool program
- ❖ Completed overhead oil delivery system
- ❖ Received 'Satisfactory' rating and positive comments on T

Goals and Performance Measures

Departmental Goals

- ❖ Start implementation of MUNIS work orders
- ❖ Work with Purchasing on the implementation of Parts Supply in MUNIS

Performance Measures

Have framework and initial training in progress
Have framework and initial training in progress

EQUIPMENT MAINTENANCE

30701240

ACCOUNT	DESCRIPTION	FY14/15 ACTUALS	FY15/16 ACTUALS	FY16/17 ACTUAL	FY17/18 ADOPTED	FY17/18 ESTIMATE	FY18/19 PROPOSED
REVENUE							
4355	Transfer In- From Fund 21228-29	(50,000)	(50,000)	(50,000)	(57,000)	(57,000)	(57,000)
4657	Vehicle Repair Fees - Housing Authority	(5,021)	(11,952)	(6,436)	(8,000)	(8,000)	(8,000)
4351	Interfund Charges For Vehicle Maint.	(779,726)	(821,782)	(937,746)	(952,606)	(952,000)	(860,756)
4659	Vehicle Insurance Reimbursements	(6,994)	(32)	(24,259)	(57,500)	(57,500)	(57,500)
4659	Refunds and Reimbursements	(928)	(32)	0	0	0	0
TOTAL REVENUE		(842,669)	(883,797)	(1,018,440)	(1,075,106)	(1,074,500)	(983,256)
SALARIES AND BENEFITS							
5000	Salaries / Full-time	207,425	244,276	264,811	304,679	267,167	276,630
5005	Salaries / Part-time	0	0	0	0	0	0
5100	Salaries / Overtime	32	664	373	350	21	350
5105	Salaries - Leave Payout	0	0	0	1,101	1,101	0
5110	Salaries / Uniform Pay	2,305	3,450	2,305	2,480	2,305	2,305
5300	Public Employees Retirement System	50,770	62,271	71,428	82,513	84,162	87,874
5302	Long Term Disability Insurance	760	855	966	1,097	983	996
5303	Life Insurance Premiums	215	218	222	274	218	239
5304	Worker's Compensation Insurance	16,970	20,333	22,922	27,113	23,221	25,551
5305	Medicare Tax - Employer's Share	3,237	3,793	4,111	4,749	4,128	4,358
5308	Deferred Compensation / Full-time	8,886	10,177	11,328	12,797	10,833	11,618
5309	Unemployment Insurance	1,283	1,119	987	1,134	1,134	987
5310	Section 125 Benefit Allow.	80,044	68,181	61,083	99,053	41,576	42,263
TOTAL SALARIES AND BENEFITS		371,927	415,338	440,537	537,338	436,849	453,170
MAINTENANCE AND OPERATIONS							
6402	Telephone and Fax Charges	1,031	897	924	1,000	1,000	1,000
6412	Advertising - Other	0	0	0	250	0	250
6415	Publications and Subscriptions	3,664	2,730	3,303	4,750	4,750	4,750
6416	Office Supplies - Expendable	204	640	74	545	150	545
6425	Vehicle Fuel, Supplies & Maintenance	173,317	171,747	187,651	175,000	175,000	185,000
6425	Vehicle Parts - Dial A Ride	0	171,747	0	0	0	0
6427	Major Repair Parts / Supplies	7,006	8,978	10,165	10,000	13,500	11,500
6427	Vehicle Parts - Housing Authority	2,376	8,978	0	0	0	0
6440	Contracted Services	8,158	8,932	8,405	8,000	8,000	8,000
6530	Conference, Training, Education	1,826	2,043	2,648	3,000	2,500	3,000
6532	Building Supplies, Keys, Repairs	1,772	2,568	8,364	8,486	8,486	8,486
6532	Other Maintenance Supplies	1,831	2,568	0	0	0	0
6532	Vehicle Repair Charge - Internal Service	3,137	2,568	0	0	0	0
6551	Damaged Vehicles - Insurance expense	8,638	0	30,727	50,000	50,000	50,000
6560	Liability / Property Insurance	14,187	15,052	18,132	21,715	21,715	25,527
6900	Interfund Charge Fac. Maint.	23,930	104,092	136,250	11,927	11,927	9,980
6902	Interfund Charges - Central Supply	22,630	23,053	30,285	36,500	36,500	36,500
6902 - HA	Interfund Chgs - Cen Supply/Housing	388	23,053	994	0	0	4,000
6904	Interfund Charges - Admin. Overhead	82,179	96,918	112,978	113,836	113,836	61,637
6907	Interfund Charges - Vehicle Replacements	2,733	3,200	4,947	5,280	5,280	3,667
6908	Interfund Charges - Vehicle Repairs	7,565	7,613	7,884	7,813	7,813	6,274
6918	Interfund Charges-Computer Maint.	8,345	5,942	8,128	8,128	7,735	8,519
6920	Interfund Charges-Computer Rplcmt	2,693	1,186	1,186	1,186	1,186	1,834
6923	Interfund Charges- Software	0	0	2,256	3,412	0	1,275
6924	Interfund Charges - Motor Rental	0	0	0	0	0	2,029
7000	Computer and peripherals	0	0	242	10,000	10,000	10,000
7025	Software Costs	489	2,131	0	0	0	0
8200	Operating Transfer to Other Funds	0	0	0	0	0	0
8220	Transfer Out - Insurance Reserve	15,042	26,084	2,226	9,390	9,390	7,724
TOTAL MAINTENANCE AND OPERATIONS		393,141	692,723	577,770	490,217	488,768	451,497
TOTAL EXPENDITURES		765,068	1,108,061	1,018,307	1,027,556	925,617	904,667

EQUIPMENT ACQUISITION

30701250

ACCOUNT	DESCRIPTION	FY14/15 ACTUALS	FY15/16 ACTUALS	FY16/17 ACTUAL	FY17/18 ADOPTED	FY17/18 ESTIMATE	FY18/19 PROPOSED
REVENUE							
4422	Revenue - CMAQ	0	0	0	(200,000)	(200,000)	(225,000)
4671	Sale of Real and Personal Property	0	0	(1,284)	0	0	0
4351	Interfund Charges - Vehicle Replace.	(690,770)	(723,102)	(485,684)	(801,193)	(496,117)	(812,088)
4657	Miscellaneous Revenue - Unallocated	0	0	0	0	0	0
TOTAL REVENUE		(690,770)	(723,102)	(486,968)	(1,001,193)	(696,117)	(1,037,088)
CAPITAL OUTLAY							
7000	Equip Replacement	0	0	0	0	937,100	1,149,200
7000	Equip Replacement - Police	114,473	135,134	808,579	235,000	0	0
7000	Equip Replacement - Water Util Maint	58,327	85,566	0	339,000	0	0
7000	Equip Replacement - Sewer	0	109,639	0	0	0	0
7000	Equip Replace - Airport	36,815	0	0	0	0	0
7000	Vehicle Replacement - Animal Control	21,162	0	0	0	0	0
7000	Vehicle Replacement - Building	0	23,120	0	27,000	0	0
7000	Vehicle Replacement - Engineering	0	0	0	27,000	0	0
7000	Vehicle Replacement - Facility Maint.	0	53,499	0	0	0	0
7000	Vehicle Replacement - Finance	21,132	0	0	0	0	0
7000	Vehicle Replacement - Graffiti Abate.	21,562	0	0	0	0	0
7000	Vehicle Replacement - IT	0	21,601	0	0	0	0
7000	Vehicle Replacement - Comm Dev Code Enfor	0	19,336	0	0	0	0
7000	Vehicle Replacement - Parks	47,155	77,291	0	136,200	0	0
7000	Vehicle Replacement - Parks Recreation	0	25,659	0	60,000	0	0
7000	Vehicle Replacement - Storm Drainage	52,261	732	0	1,750	0	0
7000	Vehicle Replacement - Streets	11,072	47,998	0	61,500	0	0
7000	Vehicle Replacement - Street Cleaning	231,943	29,385	0	225,000	0	0
7000	Vehicle Replacement - Water Qual Control	45,550	0	0	27,000	0	0
7000	Vehicle Replacement - Sewer W.W.T.P.	32	24,098	0	0	0	0
TOTAL CAPITAL OUTLAY		661,484	660,257	808,579	1,139,450	937,100	1,149,200
TOTAL EXPENDITURES		661,484	660,257	808,579	1,139,450	937,100	1,149,200

FLEET MOTOR POOL
30701260

ACCOUNT	DESCRIPTION	FY14/15 ACTUALS	FY15/16 ACTUALS	FY16/17 ACTUAL	FY17/18 ADOPTED	FY17/18 ESTIMATE	FY18/19 PROPOSED
REVENUE							
4352	Interfund Charges Revenue - Vehicle Motor Pool	0	0	0	0	0	(32,549)
	TOTAL REVENUE	0	0	0	0	0	(32,549)
MAINTENANCE AND OPERATIONS							
6904	Interfund Charges - Admin. Overhead	0	0	0	0	0	0
6907	Interfund Charges - Vehicle Replacements	0	0	0	0	0	14,567
6908	Interfund Charges - Vehicle Repairs	0	0	0	0	0	15,692
	TOTAL MAINTENANCE AND OPERATIONS	0	0	0	0	0	30,259

INFORMATION SERVICES DEPARTMENT SUMMARY

The City of Madera Information Systems (IS) Department is responsible for installing, maintaining and supporting all facets of technology for the City departments and staff members. The IS Department delivers hands-on and remote services to all City departments while also managing and maintaining the City's network systems and main data servers. Some of the technology that the IS department supports includes over 275 desktop, laptop, and tablet computers, the City wide phone system, mobile phones, mobile data and devices, the City financial system, Police Department dispatch and records systems, and the city wireless network which connects city buildings and provides free wireless in all of these buildings.

While installing and maintaining systems is a big part of the IS department's workday, the City IS staff is also busy creating and updating current policy for technology and systems, creating and maintaining the central technology budget for the City, and researching and recommending new technology that will help support the City's service delivery and communication with the public. With the constantly changing nature of technology it is imperative that this department focuses not only on new technology, but on maximizing the actual return of value for expenditures as we implement that technology.

Personnel:

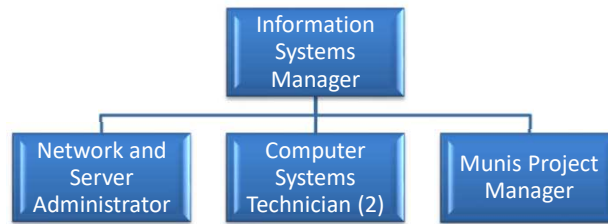
As shown in the organization chart below the IS Manager leads the tactical and strategic planning and operations for the department. All central servers and network equipment is maintained by two (2) network and systems administrators while all end user devices including computers, phones, printers, mobile devices, application software, etc. are supported by two (2) computer systems technicians. The Munis Project Manager has moved under the umbrella of the Information Services Dept. This facilitates the position to lead the citywide conversion to the Munis enterprise system including setup, training, upgrades and operations for all city departments.

Equipment Maintenance

Information Systems maintenance is responsible for servicing and maintaining all the technology equipment owned by the city. We support all city departments by minimizing costs and maximizing uptime. This has been a continuous improvement project which relies on the regular refreshing of equipment and software, and the use of support tools and resources.

Equipment Replacement

The Information Systems Equipment Replacement is a fully funded internal service fund. All current IS equipment has been inventoried, assigned a replacement value, and assigned a replacement life-cycle. This will ensure that costs are allocated to departments correctly and that all IS assets will be funded and regularly replaced. A replacement fund is maintained to ensure funds are available when needed. Pro-rated annual contributions are made by the departments to this fund based on capital cost and expected life of the equipment. The IS team has been able to re-use retired servers for less robust tasks, reallocate equipment, and strategic buying to save the department money. Therefore, new citywide projects of Munis GIS implementation and a Citizen Incident Management website can be achieved without additional budgeted funds.



Key Accomplishments

- ◆ Switch infrastructure upgraded to 1 Gb/s.
- ◆ Wireless Access Points Upgraded.
- ◆ Backup System Upgraded.
- ◆ ShoreTel Phone system upgraded with conferencing.
- ◆ Proactive Network Monitoring is in place.
- ◆ Fiber Connections between most City Sites.
- ◆ Completed Phase 1, Core Financials, of the ERP system.
- ◆ Completed Phase 2, HR/Payroll, of the ERP system.

Goals and Performance Measures

Departmental Goals

Computer Upgrade for most of the city
Dual Monitors for most computer users
Upgrade Entire Network to Windows 10 and Office 2016
Upgrade wireless backup system on Water Tower.
Complete Phase 3, Utility Billing, of the ERP system.
Create a Citizen Self Service Website.
Create a Citizen Incident Management Website.
Upgrade Munis ERP system to the Newest Version.
Develop and implement a formal email retention policy.
Fiber connection to the Waste Water Treatment Plant

Performance Measures

Complete by March 2019
Complete by December 2018
Complete by March 2019
Complete by June 2019
Deployment in March 2019
Deployment in October 2018
Deployment in December 2018
Complete by August 2018
Complete by March 2019
Complete by August 2018

COMPUTER MAINTENANCE AND REPLACEMENT
30720000

ACCOUNT	DESCRIPTION	FY14/15 ACTUALS	FY15/16 ACTUALS	FY16/17 ACTUAL	FY17/18 ADOPTED	FY17/18 ESTIMATE	FY18/19 PROPOSED
REVENUE							
4350	Interfund Charges/Computer Rplcmt.	(622,455)	(745,699)	(1,220,472)	(174,700)	(1,145,471)	(1,042,125)
4350	Interfund Charges/Computer Maint.	(92,771)	(168,700)	0	(970,771)	0	(252,000)
4662	Reimbursement-RDA to City	(3,924)	0	0	0	0	0
4659	Refunds and Reimbursements	0	0	(24)	0	0	0
TOTAL REVENUE		(719,150)	(914,399)	(1,220,496)	(1,145,471)	(1,145,471)	(1,294,125)
SALARIES AND BENEFITS							
5000	Salaries / Full-time	240,643	293,615	262,448	297,631	292,474	324,452
5100	Salaries / Overtime	2,908	5,634	11,940	15,000	5,783	15,000
5105	Salaries - Leave Payout	4,337	8,111	18,777	11,328	11,328	11,749
5200	Salaries - Auto & Expense Allowance	1,500	1,500	875	1,500	1,500	1,500
5300	Public Employees Retirement System	55,392	68,616	67,111	69,059	79,979	90,919
5302	Long Term Disability Insurance	897	1,015	910	1,105	1,061	1,184
5303	Life Insurance Premiums	252	253	203	272	252	285
5304	Copy from Worker's Compensation Ins	19,500	24,451	24,586	27,565	25,613	31,067
5305	Medicare Tax - Employer's Share	3,713	4,457	4,707	4,871	4,183	5,280
5308	Deferred Compensation / Full-time	6,772	7,447	8,618	8,353	7,810	9,273
5309	Unemployment Insurance	1,092	950	1,040	840	840	893
5310	Section 125 Benefit Allow.	85,724	80,382	63,805	78,951	76,110	78,648
TOTAL SALARIES AND BENEFITS		422,730	496,432	465,019	516,474	506,933	570,247
MAINTENANCE AND OPERATIONS							
6402	Telephone and Fax Charges	4,861	8,600	8,012	7,500	7,500	7,500
6416	Office Supplies / Expendable	620	792	1,017	750	750	750
6420	Mileage Reimbursements	0	0	0	200	200	200
6425	Vehicle Fuel, Supplies & Maintenance	0	35	49	2,500	2,500	2,500
6440	Contracted Services	14,012	47,833	183,209	193,000	190,000	247,000
6510	Lease and Rent Expense	0	62,365	62,215	63,000	63,000	0
6530	Conference, Training, Education	426	3,450	3,593	6,150	1,150	13,500
6532	Other Supplies	1,284	2,950	4,426	2,775	2,775	2,775
6600	Depreciation / Replacement	48,864	51,667	44,669	0	0	0
6900	Interfund Charge Fac. Maint.	1,439	4,545	6,478	11,927	11,927	13,972
6902	Interfund Charges - Central Supply	0	0	76	500	500	500
6904	Interfund Charges - Admin Overhead	0	17,058	50,307	50,689	50,689	64,485
6907	Interfund Charges - Vehicle Replacement	2,800	2,800	2,800	2,800	2,800	1,400
6908	Interfund Charges - Vehicle Repairs	3,904	3,942	4,536	4,481	4,481	2,033
6918	Interfund Charges - Computer Maint.	0	32,680	44,598	44,598	42,544	21,297
6920	Interfund Charges - Computer Replacement	0	4,054	4,054	4,054	4,054	6,709
6923	Interfund Charges- Software	0	0	12,401	16,016	0	7,012
6924	Interfund Charges - Motor Rental	0	0	0	0	0	1,685
7025	Software Costs	9,935	74,092	32,644	75,956	75,956	81,000
8220	Transfer Out - Insurance Reserve	14,778	25,626	2,187	9,225	9,225	9,899
TOTAL MAINTENANCE AND OPERATIONS		102,923	342,490	467,271	496,120	470,050	484,217
TOTAL CAPITAL OUTLAY							
7000	Office Furniture	0	1,525	0	0	0	0
7000	Computer Equipment	191,142	195,795	66,369	250,000	265,000	252,000
TOTAL CAPITAL OUTLAY		191,142	197,320	66,369	250,000	265,000	252,000
TOTAL EXPENDITURES		716,795	1,036,241	998,659	1,262,594	1,241,983	1,306,465

SPECIAL REVENUE FUNDS SUMMARY

The City's Special Revenue Funds consist of Gas Tax, Federal and State Grants & Allocations, Measure T Sales Tax and Local Transportation Funds. Except for Federal and State Grants, the Special Revenue Funds received by the City are determined by State and Federal formulas as our percentage of various gas taxes, excise taxes and sales taxes. The Federal and State Grants received by the City are for specific eligible projects that have been approved and included in the Federal or State Funding Programs. The special revenue funds are programmed for capital projects and street maintenance for the Community Development, Parks and Community Services, and Public Works Departments. The capital projects are included in the Capital Improvement Program and administered by the Engineering Division. The capital projects consist of street reconstruction, rehabilitation or resurfacing, traffic signals, bridge improvements, bike paths and trails and pedestrian safety improvements. The street maintenance funds are administered by the Public Works Department and must be used for the operation and maintenance of the existing street system facilities.

SPECIAL GAS TAX - STREET MAINTENANCE

41303310

ACCOUNT	DESCRIPTION	FY14/15 ACTUALS	FY15/16 ACTUALS	FY16/17 ACTUAL	FY17/18 ADOPTED	FY17/18 ESTIMATE	FY18/19 PROPOSED
REVENUE							
4162	Interest Income	0	0	0	0	0	0
4430	Gas Tax - Section 2105	(372,828)	(359,109)	(367,893)	(380,551)	(380,551)	(380,452)
4431	Gas Tax - Section 2106	(138,613)	(127,840)	(129,322)	(234,641)	(234,641)	(126,858)
4432	Gas Tax - Section 2107	(479,440)	(467,609)	(466,429)	(491,617)	(491,617)	(472,028)
4433	Gas Tax - Section 2107.5	(15,000)	(7,500)	(7,500)	(7,500)	(7,500)	(7,500)
4443	Gas Tax Section 2103	(649,663)	(328,565)	(174,753)	(262,144)	(262,144)	(506,625)
4444	Gas Tax - RMRA (Rd Maint& Reha	0	0	0	(377,571)	(377,571)	(1,097,361)
4445	Gas Tax - Loan Repayment	0	0	0	(74,915)	(74,915)	(75,124)
4657	Miscellaneous Revenue	0	0	0	0	0	0
TOTAL REVENUE		(1,655,544)	(1,290,623)	(1,145,897)	(1,828,939)	(1,828,939)	(2,665,948)
MAINTENANCE AND OPERATIONS							
6898	Prior year expenses	0	0	0	0	0	0
6904	Interfund Charges - Admin. Overhead	250,000	0	0	0	0	0
TOTAL MAINTENANCE AND OPERATIONS		250,000	0	0	0	0	0
TRANSFERS OUT							
8200	Transfer Out	39,140	41,000	0	43,000	1,828,939	43,000
8200	Transfer Out	1,550,000	1,646,472	1,466,506	1,785,939	0	1,525,537
TOTAL TRANSFERS OUT		1,589,140	1,687,472	1,466,506	1,828,939	1,828,939	1,568,537
TOTAL EXPENDITURES		1,839,140	1,687,472	1,466,506	1,828,939	1,828,939	1,568,537

RSTP - FEDERAL EXCHANGE

41315320

ACCOUNT	DESCRIPTION	FY14/15 ACTUALS	FY15/16 ACTUALS	FY16/17 ACTUAL	FY17/18 ADOPTED	FY17/18 ESTIMATE	FY18/19 PROPOSED
REVENUE							
4162	Interest Income	0	0	(720)	0	0	0
4429	RSTP - Federal Exchange	0	0	(91,355)	(683,596)	(680,450)	(680,000)
	TOTAL REVENUE	0	0	(92,075)	(683,596)	(680,450)	(680,000)
TOTAL CAPITAL OUTLAY							
7050	4th St Widening, "K" to UPRR, R-4	51,857	0	0	0	0	0
7050	Construction & Infrastructure	0	0	186,781	750,000	647,000	1,784,000
7050	Pine Pecan Street Improvements R-61	1,530,251	0	0	0	0	0
7050	Lake St Widening: 4th to Cleveland	31,604	8,024	0	0	0	0
7050	Fourth Street Median Landscaping R-56	7,732	234,252	0	0	0	0
	TOTAL CAPITAL OUTLAY	1,613,712	8,024	186,781	750,000	647,000	1,784,000
	TOTAL EXPENDITURES	1,613,712	8,024	186,781	750,000	647,000	1,784,000

STATE TRANSPORTATION IMPROVEMENT PROGRAM

41305420

ACCOUNT	DESCRIPTION	FY14/15 ACTUALS	FY15/16 ACTUALS	FY16/17 ACTUAL	FY17/18 ADOPTED	FY17/18 ESTIMATE	FY18/19 PROPOSED
REVENUE							
4487	Safe Routes to School Grant (SR2SL)	(1,187)	0	0	0	0	0
4073	BTA Program- Bicycle Transp. Project	(81,905)	(10,866)	(1,732)	0	0	0
4820	State Transp. Improve.- Streets	(195,528)	0	0	0	0	0
4820	STIP Parks Trans Enhance	0	0	0	0	0	0
4447	Remove II - SJVAPCD	0	0	(37,020)	0	0	0
	UPRR Match Grant	0	0	0	0	0	0
	TOTAL REVENUE	(278,620)	(10,866)	(38,752)	0	0	0
TOTAL CAPITAL OUTLAY							
7050	Alpha Elem School Crosswalks R-39	0	0	0	0	0	0
7050	Thomas Jefferson/John Adams Sidewalks,R-51	0	12,016	277,780	0	0	0
7050	FRT Xing Schnoior Bridg South PK33	0	0	0	0	0	0
7030	FRT Schnoor Brdg North Xing PK-54	0	2,296	0	0	0	0
7050	4th St.Widening, "K" to UPRR,R-4	0	0	0	0	0	0
7030	FRT Gateway & UPRR Undercrossing PK-08	0	11,533	1,014	0	0	0
7030	FRT Gateway & UPRR Undercrossing PK-08	0	0	571	0	0	0
7050	FRT Gateway & UPRR Undercrossing PK-08	0	0	0	0	0	0
7050	6th St Bike Lanes, "N" to Lake	5,481	0	0	0	0	0
7030	FRT Gateway & UPRR Undercrossing PK-08	0	0	0	0	0	0
7050	Laurel Bike Path: Sunset to FRT - PK-12	0	37,000	0	0	0	0
	TOTAL CAPITAL OUTLAY	5,481	62,845	279,365	0	0	0
	TOTAL EXPENDITURES	5,481	62,845	279,365	0	0	0

**PROPOSITION 1B SLPP
41300000**

ACCOUNT	DESCRIPTION	FY14/15 ACTUALS	FY15/16 ACTUALS	FY16/17 ACTUAL	FY17/18 ADOPTED	FY17/18 ESTIMATE	FY18/19 PROPOSED
REVENUE							
4434	Proposition 1B SLPP	(246,979)	0	0	0	0	0
	TOTAL REVENUE	(246,979)	0	0	0	0	0
TOTAL CAPITAL OUTLAY							
7050	4th St.Pine to "K", R-25	0	0	0	0	0	0
7050	D St.and Almond Ave. AC Overlay, R-42	0	0	0	0	0	0
7050	Gateway Dr. AC Overlay,R-43	0	0	0	0	0	0
	TOTAL CAPITAL OUTLAY	0	0	0	0	0	0
	TOTAL EXPENDITURES	0	0	0	0	0	0

SB1-LPP (Local Partnership Program)

41305424

ACCOUNT	DESCRIPTION	FY14/15 ACTUALS	FY15/16 ACTUALS	FY16/17 ACTUAL	FY17/18 ADOPTED	FY17/18 ESTIMATE	FY18/19 PROPOSED
REVENUE							
4451	SB1-LPP Grant	0	0	0	0	0	(180,000)
	TOTAL REVENUE	0	0	0	0	0	(180,000)
TOTAL CAPITAL OUTLAY							
7050	Construction/Infrastructure	0	0	0	0	0	180,000
	TOTAL CAPITAL OUTLAY	0	0	0	0	0	180,000
	TOTAL EXPENDITURES	0	0	0	0	0	180,000

MEASURE A - CAPITAL FACILITIES

41500000

ACCOUNT	DESCRIPTION	FY14/15 ACTUALS	FY15/16 ACTUALS	FY16/17 ACTUAL	FY17/18 ADOPTED	FY17/18 ESTIMATE	FY18/19 PROPOSED
REVENUE							
4079	Measure A Sales Tax Proceeds-City	0	0	0	0	0	0
	TOTAL REVENUE	0	0	0	0	0	0
CAPITAL OUTLAY							
9140-4004	Interfund Charges Admin Overhead	0	0	0	0	0	0
7050	Pine 4th, Howard to "K" R-25	0	0	0	0	0	1,120,000
7050	Olive Ave/Gateway to Roosevelt	(6,839)	60,369	0	0	0	0
7050	Pine St. Howard to 4th,R-50	0	0	0	0	0	0
	TOTAL MAINTENANCE AND OPERATIONS	(6,839)	60,369	0	0	0	1,120,000
	TOTAL EXPENDITURES	(6,839)	60,369	0	0	0	1,120,000

MEASURE T - CAPITAL FACILITIES

41514470

ACCOUNT	DESCRIPTION	FY14/15 ACTUALS	FY15/16 ACTUALS	FY16/17 ACTUAL	FY17/18 ADOPTED	FY17/18 ESTIMATE	FY18/19 PROPOSED
REVENUE							
4083	Measure T - RTP-Rehab/Construction	(731,823)	(1,140,426)	(811,894)	(981,148)	(969,450)	(993,026)
4162	Interest Income	(8,373)	(16,305)	(35,731)	0	0	0
4083	Meas T- LTP Surf Seal Trtmnt/Dpt.328	(375,348)	(593,021)	(422,185)	(510,561)	(504,114)	(516,374)
4162	Interest Income	(2,343)	(4,998)	(9,090)	0	0	0
4083	Meas T -LTP Suppl Maint/dept 328	(252,638)	(399,149)	(284,163)	(682,955)	(567,349)	(347,559)
4162	Interest Income	(356)	(717)	(2,108)	0	(1,780)	0
4083	Measure T -Sales Tax Proceeds - Flex	(247,819)	0	0	(852,589)	(843,421)	(863,932)
4083	Meas T -LTP ADA comp.-Sdwk repair	(14,436)	(22,808)	(16,238)	(19,637)	(19,389)	(19,861)
4162	Interest Income	(72)	(182)	(431)	0	0	0
4083	Meas T -Transit Enhanc/Bus Shelt -TEP	(52,837)	(83,484)	(59,435)	(71,870)	(70,969)	(72,685)
4162	Interest Income	(372)	(851)	(1,883)	0	0	0
4083	Measure T -Transit Enhance/ADA-Seniors	(4,908)	(7,755)	(5,521)	(6,677)	(6,592)	(6,752)
4162	Interest Income	(123)	(234)	(462)	0	0	0
4083	Measure T -Enviro Enhance/Bike/Ped.	(57,746)	(91,234)	(64,952)	(78,548)	(77,556)	(79,442)
4162	Interest Income	(437)	(786)	(1,552)	0	0	0
4083	Measure T Sales Tax Proceeds - Tier 1	(423)	0	0	0	0	0
4162	Interest Income	(162)	(273)	(482)	0	0	0
TOTAL REVENUE		(1,750,216)	(2,362,223)	(1,716,125)	(3,203,985)	(3,060,620)	(2,899,631)
CAPITAL OUTLAY							
7050	Construction/Infrastructure	1,914	0	23,194	913,394	969,450	693,026
7050	Lake St - 4th St to Cleveland R-46	59,018	24,421	0	0	0	0
7050	3R ADA D ST. & Almond Ave	344	0	0	0	0	0
7050	Bridge @ Schnoor/Cleveland B-1	31,016	0	0	0	0	0
7050	Surface Seals & AC Overlays 15-16	0	8,929	0	0	0	0
7050	Surface Seals & AC Overlays Arterials/Collectors R-55	82,158	369,502	0	0	0	0
8200	Transfer Out	146,323	471,015	504,114	888,573	888,573	516,374
8200	Transfer Out	300,410	317,029	84,827	682,955	682,955	347,559
7050	Construction/Infrastructure	0	0	3,060	19,637	19,389	104,126
7050	ADA Walkability Sidewalks 15/16, R-64	0	5,196	0	0	0	0
7030	Facilities & Improvements	0	17,380	30,845	83,000	70,969	0
7030	New Transit Maintenance-Admin Facility	24,295	2,402	0	0	0	0
7030	Security & Passenger Enhancements, Trans-6	0	0	5,230	0	6,952	0
7030	Facilities & Improvements	0	0	0	6,677	0	0
7030	Facilities & Improvements	0	0	3,115	5,000	5,000	0
7050	Construction/Infrastructure	8,960	0	104,064	119,000	516,000	206,000
7050	Tulare/Cleveland/Raymond Bike Path,PK-48	43	0	0	0	0	0
7050	6th St Bike Lanes,"N"-Lake,R-53	1,086	0	0	0	0	0
7050	Laurel Bike Path Sunset to River Trail PK-12	11,755	73,818	0	0	0	0
7050	Construction/Infrastructure	247,739	0	0	60,500	0	0
7050	Construction/Infrastructure	0	0	0	0	0	0
TOTAL CAPITAL OUTLAY		915,061	1,289,691	758,449	2,778,736	3,159,288	1,867,085
TOTAL EXPENDITURES		915,061	1,289,691	758,449	2,778,736	3,159,288	1,867,085

F.A.U. - CNG PROJECTS

41705020

ACCOUNT	DESCRIPTION	FY14/15 ACTUALS	FY15/16 ACTUALS	FY16/17 ACTUAL	FY17/18 ADOPTED	FY17/18 ESTIMATE	FY18/19 PROPOSED
REVENUE							
4422	CMAQ Revenue	18,572	(35,846)	(235,091)	0	0	0
	TOTAL REVENUE	18,572	(35,846)	(235,091)	0	0	0
TOTAL CAPITAL OUTLAY							
7000	CNG Compressor CNG11-1 @Fuel Station	0	0	40,460	0	0	0
	TOTAL CAPITAL OUTLAY	0	0	40,460	0	0	0
	TOTAL EXPENDITURES	0	0	40,460	0	0	0

F.A.U. - PARKS & PEDESTRIAN PROJECTS

41705030

ACCOUNT	DESCRIPTION	FY14/15 ACTUALS	FY15/16 ACTUALS	FY16/17 ACTUAL	FY17/18 ADOPTED	FY17/18 ESTIMATE	FY18/19 PROPOSED
REVENUE							
4422	CMAQ Revenue	(33,402)	(180,795)	(163,341)	0	0	(298,000)
	TOTAL REVENUE	(33,402)	(180,795)	(163,341)	0	0	(298,000)
TOTAL CAPITAL OUTLAY							
7050	Tulare/Cleveland/Rymnd Bike Path PK 48	0	0	6	0	0	298,000
7050	Laurel Bike Path Sunset to River Trail PK-12	0	382,275	0	0	0	0
	TOTAL CAPITAL OUTLAY	0	382,275	6	0	0	298,000
	TOTAL EXPENDITURES	0	382,275	6	0	0	298,000

F.A.U. - STREET IMPROVEMENT PROJECTS

41705060 - 41705090

ACCOUNT	DESCRIPTION	FY14/15 ACTUALS	FY15/16 ACTUALS	FY16/17 ACTUAL	FY17/18 ADOPTED	FY17/18 ESTIMATE	FY18/19 PROPOSED
REVENUE							
4422	CMAQ Revenue	(6,726)	(203,539)	(10,943)	(1,288,000)	(200,000)	(1,815,700)
4493	HSIP Grant	(14,378)	(248,699)	0	(311,000)	(27,000)	(310,590)
4420	Section 130: Cleveland Ave UPRR Crossing Improv	(15,647)	(267,862)	0	0	0	0
	TOTAL REVENUE	(36,751)	(720,100)	(10,943)	(1,599,000)	(227,000)	(2,126,290)
TOTAL CAPITAL OUTLAY							
7050	Howard/Westberry Traffic Signa. - TS-19	0	0	0	0	27,000	1,815,700
7050	Construction/Infrastructure	0	0	71,898	1,358,000	0	0
7050	Construction/Infrastructure	0	0	0	311,000	0	0
7050	TSI-HSIP Various Locations TS-18	6	248,699	0	0	0	0
7050	Gateway - Central - 3rd Sidewalks,R-38	4,672	7,697	0	0	0	0
7050	Raymond Rd.Shoulder n/o Cleveland,R-37	660	1,132	0	0	0	0
7050	Schnoor/Cleveland Tr Signal Mod	176,872	28,227	0	0	0	0
7050	Construction/Infrastructure	0	0	0	0	0	310,590
7030	Pedestrian Facilities/Schools & Commercial R-62	0	0	0	0	200,000	0
7050	Cleveland Ave @UPRR Traffic Signal, TS-14	0	227,384	0	0	0	0
7050	Cleveland Dual Left Turn Lanes at Schnoor - TS-13	0	28,227	0	0	0	0
7050	Cleveland Ave UPRR Crossing Improv	51,769	227,384	0	0	0	0
	TOTAL CAPITAL OUTLAY	233,979	768,749	71,898	1,669,000	227,000	2,126,290
	TOTAL EXPENDITURES	233,979	768,749	71,898	1,669,000	227,000	2,126,290

BRIDGE PREVENTATIVE MAINTENANCE PROGRAM (BPMP)

41705730

ACCOUNT	DESCRIPTION	FY14/15 ACTUALS	FY15/16 ACTUALS	FY16/17 ACTUAL	FY17/18 ADOPTED	FY17/18 ESTIMATE	FY18/19 PROPOSED
REVENUE							
4468	Bridge Preventive Maint. BPMP-Grant	(215,920)	(2,608)	(1,099)	(121,357)	(25,674)	(146,000)
	TOTAL REVENUE	(215,920)	(2,608)	(1,099)	(121,357)	(25,674)	(146,000)
CAPITAL OUTLAY							
7050	Gateway Bridge Repair	2,175	2,251	13,306	0	25,674	146,000
7050	Repair/Rehab of 3 City Br, B-4	0	0	0	121,357	0	0
7050	Bridge @ Schnoor/Cleveland B-1	203,512	0	0	0	0	0
	TOTAL CAPITAL OUTLAY	205,687	2,251	13,306	121,357	25,674	146,000
	TOTAL EXPENDITURES	205,687	2,251	13,306	121,357	25,674	146,000

LOCAL TRANSPORTATION FUNDING - STREET PROJECTS

42005330

ACCOUNT	DESCRIPTION	FY14/15 ACTUALS	FY15/16 ACTUALS	FY16/17 ACTUAL	FY17/18 ADOPTED	FY17/18 ESTIMATE	FY18/19 PROPOSED
REVENUE							
4436	Local Transportation Allocation - Street	(1,033,567)	(1,119,653)	(987,486)	(1,213,534)	(1,247,418)	(1,055,890)
	TOTAL REVENUE	(1,033,567)	(1,119,653)	(987,486)	(1,213,534)	(1,247,418)	(1,055,890)
MAINTENANCE AND OPERATIONS							
6904	Interfund Charges - Admin. Overhead	70,000	0	0	0	0	0
	TOTAL MAINTENANCE AND OPERATIONS	70,000	0	0	0	0	0
CAPITAL OUTLAY							
7050	Construction/Infrastructure	0	0	0	0	516,000	512,245
7050	Federal/State Local Match	0	0	0	0	0	0
7050	ADA Walkability Sidewalks, 15/16, R-64	0	0	0	0	0	0
7050	Howard/Westberry Traffic Signal - TS-19	0	0	0	13,000	0	0
7050	Micro-Paver Distress Survey, Misc-4	0	41,807	0	10,000	0	0
7050	Howard/Mainberry Ped X-Walk, TS-21	0	0	0	2,000	0	0
7050	Gateway Bridge Repair-PE	1,225	1,000	269,418	0	0	0
7050	Repair/Rehab 3 City Br, B-4	0	0	0	50,000	0	0
7050	TSI-HSIP Various Locations - TS-18	16,217	33,522	0	0	0	0
7030	CNG Fueling Station	0	0	0	0	32,000	0
7050	Gateway Central-3rd Sidewalks R-38	612	1,049	0	15,000	0	0
7000	CNG Compressor @fueling station	0	0	41,249	0	0	0
7050	Raymond Rd,Shoulder n/o Cleveland, R-37	95	153	0	0	0	0
7050	4th St Widening, "K" to UPRR, R-4	0	0	0	0	0	0
7050	Fourth St, Utility Undergrounding	0	0	0	0	0	0
7050	6th St. ADA Improvemens R-48	0	0	0	0	0	0
7050	UPRR Crossing Street Approaches,R-32	53,915	63,166	0	5,000	0	0
7050	6th St Bike Lane, "N" - Lake, R-53	0	0	0	0	0	0
7050	Traffic Warrants	19,280	5,371	0	10,000	0	0
7050	Contingency/Project Admin	49,885	92,680	0	50,000	0	0
7050	ADA Walkability Sidewalks R-52	0	0	0	0	0	0
7050	Lake St. Widening: 4th to Clvln R-46	0	0	0	0	0	0
7050	Intersection of 4th St/Lake St/Central Ave, R-57	0	943	0	10,000	0	0
7050	Olive Ave Widening: Gateway to Knox, R-10	0	0	0	0	0	0
7050	Pine St/Pecan Ave Widening R-61	760,893	107,092	0	0	0	0
7050	Schnoor/Cleveland Tr Signal	30,094	1,567	0	0	0	0
7050	Sidewalk Repair Cost Sharing Program	10,728	1,256	0	10,000	0	0
7050	James Madison School SR2SL	0	0	0	0	0	0
7050	Sunset Ave. Sidewalks	0	0	0	34,400	0	0
7050	Pedestrian Facilities/School & Commercial Areas	0	0	0	30,000	0	0
7050	Washington School Sidewalks	0	0	0	55,000	0	0
7050	Thomas Jefferson/John Adams Sidewalks,R-51	2,037	1,338	0	0	0	0
	TOTAL CAPITAL OUTLAY	944,981	350,945	310,667	294,400	548,000	512,245
TRANSFERS OUT							
8200	Transfer - Fund 10200 (Depts 412)	412,000	412,000	465,000	488,000	488,000	512,000
	TOTAL TRANSFERS OUT	412,000	412,000	465,000	488,000	488,000	512,000
	TOTAL EXPENDITURES	1,426,981	762,945	775,667	782,400	1,036,000	1,024,245

LOCAL TRANSPORTATION FUNDING - PARKS/BIKE PATH PROJECTS
42005410

ACCOUNT	DESCRIPTION	FY14/15 ACTUALS	FY15/16 ACTUALS	FY16/17 ACTUAL	FY17/18 ADOPTED	FY17/18 ESTIMATE	FY18/19 PROPOSED
REVENUE							
4435	Local Trans. Allocation - Bike Lanes	(24,299)	(50,181)	(11,841)	(32,643)	(33,356)	(34,580)
	TOTAL REVENUE	(24,299)	(50,181)	(11,841)	(32,643)	(33,356)	(34,580)
TOTAL CAPITAL OUTLAY							
	<u>Facility & Improvement</u>	0	0	0	0	0	0
7030	Bike Lane Project PK 01	7,640	0	5,902	32,580	33,356	0
	<u>Construction/Infrastructure</u>	0	0	0	0	0	0
7050	FRT Schnoor Brdg North PK 54	6	232	51,820	0	0	102,000
7050	FRT Gateway & UPRR PK 08	20,963	(6,716)	0	0	0	0
7050	Laurel Bike Path - Sunset to FRT, PK-12	7,332	30,274	0	0	0	0
	TOTAL CAPITAL OUTLAY	35,941	23,790	57,722	32,580	33,356	102,000
	TOTAL EXPENDITURES	35,941	23,790	57,722	32,580	33,356	102,000

DEVELOPMENT IMPACT FEES SUMMARY

A development impact fee (DIF) is a fee that is imposed by the City of Madera on a new or proposed residential or commercial development project for the purpose of helping pay for the impact that the development(s) will have upon the City's infrastructure and servicing requirements. The City uses these fees to help pay for capital projects that the City undertakes to support the City's infrastructure, such as park, water, sewer, street, and storm drain facilities or improvements. Development impact fees are restricted for use on the specific types of projects for which they collected from developers.

WATER DEVELOPMENT IMPACT FEE

40800000

ACCOUNT	DESCRIPTION	FY14/15 ACTUALS	FY15/16 ACTUALS	FY16/17 ACTUAL	FY17/18 ADOPTED	FY17/18 ESTIMATE	FY18/19 PROPOSED
REVENUE							
4162	INTEREST INCOME	(386)	(286)	(345)	(17)	(17)	(300)
4742	Unrealized Gain/Loss on Invest	0	0	130.6	0	0	0
4751	Realized Gain/Loss Sale of Inv	0	0	77.22	0	0	0
	TOTAL REVENUE	(386)	(286)	(137)	(17)	(17)	(300)
TOTAL CAPITAL OUTLAY							
7050	Water Main-Pecan Ave & Golden State Blvd.	0	0	0	0	0	0
	TOTAL MAINTENANCE AND OPERATIONS	0	0	0	0	0	0
	TOTAL EXPENDITURES	0	0	0	0	0	0

WATER PIPE IMPACT FEES

40810000

ACCOUNT	DESCRIPTION	FY14/15 ACTUALS	FY15/16 ACTUALS	FY16/17 ACTUAL	FY17/18 ADOPTED	FY17/18 ESTIMATE	FY18/19 PROPOSED
REVENUE							
4162	INTEREST INCOME	(7,666)	(5,318)	(1,973)	(500)	(500)	(500)
4053	RES/WATER PIPE IMPACT FEE	(48,676)	(46,412)	(41,884)	(52,000)	(52,000)	(47,300)
4051	COMM/WATER PIPE IMPACT FEE	(616)	(2,257)	(2,835)	(1,000)	(1,000)	0
4742	Unrealized Gain/Loss on Invest	0	0	528.06	0	0	0
4751	Realized Gain/Loss Sale of Inv	0	0	312.23	0	0	0
	TOTAL REVENUE	(56,958)	(53,987)	(45,852)	(53,500)	(53,500)	(47,800)
MAINTENANCE AND OPERATIONS							
6800	DEVELOPER REIMBURSEMENT	0	360,160	0	0	0	0
	TOTAL MAINTENANCE AND OPERATIONS	0	360,160	0	0	0	0
CAPITAL OUTLAY							
7050	Pine-Pecan Street Improvements	0	230,010	10,598	0	24,700	42,700
0500-	Pecan Ave. Water Pipe, Monterey to west of Monterey	0	0	0	0	0	0
	TOTAL CAPITAL OUTLAY	0	230,010	10,598	0	24,700	42,700
	TOTAL EXPENDITURES	0	590,170	10,598	0	24,700	42,700

WATER WELL IMPACT FEES

40820000

ACCOUNT	DESCRIPTION	FY14/15 ACTUALS	FY15/16 ACTUALS	FY16/17 ACTUAL	FY17/18 ADOPTED	FY17/18 ESTIMATE	FY18/19 PROPOSED
REVENUE							
4162	INTEREST INCOME	(3,433)	(1,717)	(261)	(190)	(190)	(2,000)
4053	RES/WATER WELL IMPACT FEE	(96,664)	(92,168)	(83,176)	(94,000)	(94,000)	(96,000)
4051	COMM/WATER WELL IMPACT FEE	(867)	(1,662)	(7,050)	(870)	(870)	0
4742	Unrealized Gain/Loss on Invest	0	0	74	0	0	0
4751	Realized Gain/Loss Sale of Inv	0	0	44	0	0	0
	TOTAL REVENUE	(100,964)	(95,547)	(90,369)	(95,060)	(95,060)	(98,000)
CAPITAL OUTLAY							
6800	Developer Reimbursements	0			0		88,000
	TOTAL CAPITAL OUTLAY	0			0		88,000
	TOTAL EXPENDITURES	0	0		0		88,000

WASTE WATER DEVELOPMENT IMPACT FEES

40830000

ACCOUNT	DESCRIPTION	FY14/15 ACTUALS	FY15/16 ACTUALS	FY16/17 ACTUAL	FY17/18 ADOPTED	FY17/18 ESTIMATE	FY18/19 PROPOSED
REVENUE							
4053	RES/WWTP IMPACT FEES	(220,752)	(215,496)	(215,496)	(234,000)	(234,000)	(262,000)
4162	INTEREST INCOME	(3,406)	(2,264)	(4,329)	(375)	(1,400)	(2,000)
4051	COMM/WWTP IMPACT FEES	(3,459)	(11,012)	(125,579)	(3,700)	(14,450)	0
4742	Unrealized Gain/Loss on Invest	0	0	1,799	0	0	0
4751	Realized Gain/Loss Sale of Inv	0	0	1,064	0	0	0
	TOTAL REVENUE	(227,617)	(228,773)	(342,540)	(238,075)	(249,850)	(264,000)
TRANSFERS OUT							
8200	OPERATING TRANSFER TO OTHER FUNDS	550,000	225,000	225,000	225,000	225,000	250,000
	TOTAL TRANSFERS OUT	550,000	225,000	225,000	225,000	225,000	250,000
	TOTAL EXPENDITURES	550,000	225,000	225,000	225,000	225,000	250,000

WESTBERRY/ELLIS SEWER IMPACT FEES

40840000

ACCOUNT	DESCRIPTION	FY14/15 ACTUALS	FY15/16 ACTUALS	FY16/17 ACTUAL	FY17/18 ADOPTED	FY17/18 ESTIMATE	FY18/19 PROPOSED
REVENUE							
4162	INTEREST INCOME	(1,520)	(1,175)	(1,556)	(3,700)	(500)	(1,000)
4052	SFR/EXISTING SEWER NEEDS-N.W.	(1,904)	(7,888)	(6,256)	(2,000)	(2,000)	(13,000)
4051	COMM/EXISTING SEWER NEEDS - NW	(56)	0	0	(56)	(56)	0
4053	SFR/EXISTING SEWER NEEDS-S.W.	(1,632)	(1,360)	(4,624)	(100)	(1,650)	0
4742	Unrealized Gain/Loss on Invest	0	0	596	0	0	0
4751	Realized Gain/Loss Sale of Inv	0	0	352	0	0	0
	TOTAL REVENUE	(5,112)	(10,423)	(11,488)	(5,856)	(4,206)	(14,000)
MAINTENANCE AND OPERATIONS							
6440	Contracted Services	0			0	563	0
	TOTAL MAINTENANCE AND OPERATIONS	0			0	563	0
	TOTAL EXPENDITURES	0			0	563	0

ROAD 28 SEWER INTERCEPTOR IMPACT FEES
40850000

ACCOUNT	DESCRIPTION	FY14/15 ACTUALS	FY15/16 ACTUALS	FY16/17 ACTUAL	FY17/18 ADOPTED	FY17/18 ESTIMATE	FY18/19 PROPOSED
REVENUE							
4162	INTEREST INCOME	(2,660)	(2,004)	(911)	(154)	100	(100)
4052	SRF/Existing Sewer Needs-SE	(5,728)	(2,148)	0	(2,864)	(2,864)	(3,000)
4051	Comm/Existing Sewer Needs-S.E.	0	0	(180)	0	(180)	0
4742	Unrealized Gain/Loss on Invest	0	0	75	0	0	0
4751	Realized Gain/Loss Sale of Inv	0	0	44	0	0	0
TOTAL REVENUE		(8,388)	(4,152)	(972)	(3,018)	(2,944)	(3,100)
TRANSFERS OUT							
8200	TRANSFERS OUT TO OTHER FUNDS	0	0	0	0	0	4,000
TOTAL TRANSFERS OUT		0	0	0	0	0	4,000
TOTAL EXPENDITURES		0	0	0	0	0	4,000

SEWER NEW MFR REQUIREMENTS - EXISTING AREA IMPACT FEES

40990000

ACCOUNT	DESCRIPTION	FY14/15 ACTUALS	FY15/16 ACTUALS	FY16/17 ACTUAL	FY17/18 ADOPTED	FY17/18 ESTIMATE	FY18/19 PROPOSED
REVENUE							
4051	COMM/NEW REQ'TS/EXISTING AREA SWR	(71)	(346)	(286)	(500)	(500)	0
4162	INTEREST INCOME	(2,041)	(1,599)	(2,088)	(120)	(120)	(2,300)
4052	SFR/NEW REQ'TS/EXISTING AREA SWR IMPACT	(19,710)	(16,875)	(13,770)	(19,500)	(19,500)	(20,900)
4742	Unrealized Gain/Loss on Invest	0	0	777	0	0	0
4751	Realized Gain/Loss Sale of Inv	0	0	459	0	0	0
TOTAL REVENUE		(21,822)	(18,820)	(14,909)	(20,120)	(20,120)	(23,200)
CAPITAL OUTLAY							
0530-3800	Developer Reimbursements	0	0	0	0	0	0
	Facilities & Improvement						
7030	Fairgrounds Liftstation SS-6	0	0	870	0	0	196,680
	Construction/Infrastructure						
7050	Replace Sewer Main - Wessmith Way - SS-1	0	0	18,540	0	0	225,000
7050	Replace Sewer Main - Sherwood Way - SS-2	0	0	0	0	0	0
TOTAL CAPITAL OUTLAY		0	0	19,411	0	0	421,680
TOTAL EXPENDITURES		0	0	19,411	0	0	421,680

SEWER NEW SFR REQUIREMENTS - NORTHWEST AREA IMPACT FEES

41000000

ACCOUNT	DESCRIPTION	FY14/15 ACTUALS	FY15/16 ACTUALS	FY16/17 ACTUAL	FY17/18 ADOPTED	FY17/18 ESTIMATE	FY18/19 PROPOSED
REVENUE							
4162	INTEREST INCOME	(715)	(557)	(736)	(60)	(225)	(600)
4051	COMM/NEW REQ'TS/SEWER/NW	(75)	0	0	(150)	0	0
4052	SFR/NEW REQ'TS/SEWER/N.W.	(1,295)	(5,365)	(4,255)	(1,750)	(1,750)	(2,200)
4742	Unrealized Gain/Loss on Invest	0	0	282	0	0	0
4751	Realized Gain/Loss Sale of Inv	0	0	167	0	0	0
TOTAL REVENUE		(2,085)	(5,922)	(4,543)	(1,960)	(1,975)	(2,800)
MAINTENANCE AND OPERATIONS							
6440	Contracted Services	0	0	0	0	265	0
TOTAL MAINTENANCE AND OPERATIONS		0	0	0	0	265	0
TOTAL EXPENDITURES		0	0	0	0	265	0

SEWER NORTHEAST QUADRANT IMPACT FEES

41010000

ACCOUNT	DESCRIPTION	FY14/15 ACTUALS	FY15/16 ACTUALS	FY16/17 ACTUAL	FY17/18 ADOPTED	FY17/18 ESTIMATE	FY18/19 PROPOSED
REVENUE							
4162	INTEREST INCOME	(1,602)	(1,188)	(1,430)	(92)	(92)	(1,300)
	TOTAL REVENUE	(1,602)	(1,188)	(1,430)	(92)	(92)	(1,300)
CAPITAL OUTLAY							
7050	Capital Outlay	0	0	0	0	0	0
	TOTAL CAPITAL OUTLAY	0	0	0	0	0	0
	TOTAL EXPENDITURES	0	0	0	0	0	0

SEWER SOUTHWEST QUADRANT IMPACT FEES

41020000

ACCOUNT	DESCRIPTION	FY14/15 ACTUALS	FY15/16 ACTUALS	FY16/17 ACTUAL	FY17/18 ADOPTED	FY17/18 ESTIMATE	FY18/19 PROPOSED
REVENUE							
4162	INTEREST INCOME	(4,412)	(3,292)	(4,055)	(4,400)	(4,400)	(3,800)
4052	SFR/NEW REQ'TS/SEWER/S.W.	(3,420)	(2,850)	(9,690)	(3,400)	(3,400)	(3,100)
	TOTAL REVENUE	(7,832)	(6,142)	(13,745)	(7,800)	(7,800)	(6,900)

SEWER SOUTHEAST QUADRANT IMPACT FEES

41030000

ACCOUNT	DESCRIPTION	FY14/15 ACTUALS	FY15/16 ACTUALS	FY16/17 ACTUAL	FY17/18 ADOPTED	FY17/18 ESTIMATE	FY18/19 PROPOSED
4162	INTEREST INCOME	(2,060)	(1,594)	(1,938)	(2,000)	(2,000)	(2,000)
4052	SFR/New Req'ts/Sewer/S.E.	(11,960)	(4,485)	0	(12,700)	(12,700)	(4,800)
	TOTAL REVENUE	(14,020)	(6,079)	(1,938)	(14,700)	(14,700)	(6,800)

DRAINAGE SYSTEM DEVELOPMENT IMPACT FEES

41040000

ACCOUNT	DESCRIPTION	FY14/15 ACTUALS	FY15/16 ACTUALS	FY16/17 ACTUAL	FY17/18 ADOPTED	FY17/18 ESTIMATE	FY18/19 PROPOSED
FUND: 45100							
REVENUE							
4162	Interest Income	(9,983)	(4,378)	(6,321)	(1,000)	(2,200)	(4,800)
4050	Infrastructure Cost Payback	0	0	(54)	0	0	0
4052	SFR/Storm Drain Impact Fees	(165,272)	(140,368)	(113,200)	(175,000)	(175,000)	(169,000)
4055	MFR/Storm Drain Impact Fees	0	0	0	0	(550)	0
4051	Comm/Storm Drain Impact Fees	(85)	(9,122)	(42,263)	(100)	(5,000)	0
TOTAL REVENUE		(175,340)	(153,867)	(161,839)	(176,100)	(182,750)	(173,800)
MAINTENANCE AND OPERATIONS							
6440	Contracted Services	0	0	0	0	2,230	0
6800	Developer Reimbursement	0	42,948	0	0	0	0
TOTAL MAINTENANCE AND OPERATIONS		0	42,948	0	0	2,230	0
CAPITAL OUTLAY							
7050	Pine-Pecan Street Improvements	0	469,999	0	0	0	0
7050	Pine St/Ave 12 1/2 Retention Basin SD-13-PX	0	0	0	0	20,000	20,000
TOTAL CAPITAL OUTLAY		0	469,999	0	0	20,000	20,000
TRANSFERS OUT							
8200	Las Palmas Basin Incr Capacity Proj	0	0	0	0	0	0
TOTAL TRANSFERS OUT		0	0	0	0	0	0
TOTAL EXPENDITURES		0	512,948	0	0	22,230	20,000

STORM DRAIN NORTHWEST QUADRANT DEVELOPMENT IMPACT FEES

41050000

ACCOUNT	DESCRIPTION	FY14/15 ACTUALS	FY15/16 ACTUALS	FY16/17 ACTUAL	FY17/18 ADOPTED	FY17/18 ESTIMATE	FY18/19 PROPOSED
REVENUE							
4162	Interest Income	(4,741)	(3,804)	(5,304)	(1,000)	(1,000)	(4,000)
4052	SFR/Storm Drain Impact/N.W.	(14,196)	(58,812)	(46,644)	(10,000)	(10,000)	(10,000)
4051	Comm/Storm Drain Impact/N.W.	(2,075)	0	0	(2,000)	(2,000)	0
	TOTAL REVENUE	(21,012)	(62,616)	(51,948)	(13,000)	(13,000)	(14,000)
CAPITAL OUTLAY							
	Northwest Quadrant Storm Drain	0	0	0	0	0	0
7050	Various Retention Basins	0	0	0	10,000	110,000	20,000
	TOTAL CAPITAL OUTLAY	0	0	0	10,000	110,000	20,000
	TOTAL EXPENDITURES	0	0	0	10,000	110,000	20,000

STORM DRAIN NORTHEAST QUADRANT DEVELOPMENT IMPACT FEES

41060000

ACCOUNT	DESCRIPTION	FY14/15 ACTUALS	FY15/16 ACTUALS	FY16/17 ACTUAL	FY17/18 ADOPTED	FY17/18 ESTIMATE	FY18/19 PROPOSED
REVENUE							
4162	Interest Income	(2,139)	(1,585)	(1,907)	(2,000)	(2,000)	(2,000)
	TOTAL REVENUE	(2,139)	(1,585)	(1,907)	(2,000)	(2,000)	(2,000)
CAPITAL OUTLAY							
	<u>Facilities & Improvement</u>						
7030	Storm Drain Basin Fencing	0	0	0	0	0	0
	<u>Construction/Infrastructure</u>						
7050	Ellis St/Krohn St Retention Basin, SD-15-P07	0	0	0	0	10,000	2,000
7050	Pine St/Ave 12 1/2 Retention Basin, SD-13-PX	0	0	0	0	0	0
7050	San Sebastian Basin Overflow Pipeline	0	288	0	0	0	0
	TOTAL CAPITAL OUTLAY	0	288	0	0	10,000	2,000
	TOTAL EXPENDITURES	0	288	0	0	10,000	2,000

STORM DRAIN SOUTHWEST QUADRANT DEVELOPMENT IMPACT FEES

41070000

ACCOUNT	DESCRIPTION	FY14/15 ACTUALS	FY15/16 ACTUALS	FY16/17 ACTUAL	FY17/18 ADOPTED	FY17/18 ESTIMATE	FY18/19 PROPOSED
REVENUE							
4162	Interest Income	(64)	(66)	(119)	(200)	(200)	(100)
4052	SFR/Storm Drain Impact/S.W.	(7,500)	(6,464)	(21,250)	(5,000)	(5,000)	(7,000)
	TOTAL REVENUE	(7,564)	(6,530)	(21,369)	(5,200)	(5,200)	(7,100)
CAPITAL OUTLAY							
7050	Granada Dr/Ave 12 1/2 Retention Basin SD-14-P11	0	0	0	0	0	0
7050	Various Retention Basin	0	0	0	10,000	10,000	20,000
	TOTAL CAPITAL OUTLAY	0	0	0	10,000	10,000	20,000
	TOTAL EXPENDITURES	0	0	0	10,000	10,000	20,000

STORM DRAIN SOUTHWEST QUADRANT DEVELOPMENT IMPACT FEES

41080000

ACCOUNT	DESCRIPTION	FY14/15 ACTUALS	FY15/16 ACTUALS	FY16/17 ACTUAL	FY17/18 ADOPTED	FY17/18 ESTIMATE	FY18/19 PROPOSED
4162	Interest Income	(3,995)	(3,118)	(3,802)	(1,000)	(1,000)	(3,700)
4052	SFR/Storm Drain Impact/S.E.	(27,776)	0	0	(10,000)	(10,000)	(11,300)
4051	Comm/Storm Drain Impact/S.E.	0	0	(2,313)	0	0	0
TOTAL REVENUE		(31,771)	(3,118)	(6,115)	(11,000)	(11,000)	(15,000)
CAPITAL OUTLAY							
	<u>Facilities & Improvement</u>						
7030	Storm Drain Basin Fencing	0	0	0	0	0	20,000
	<u>Construction/Infrastructure</u>						
7050	Construction/Infrastructure	0	0	800	250,000	0	0
7050	Southeast Quadrant Storm Drain	0	0	0	0	0	0
7050	Pine St/Ave 12 1/2 Retention Basin SD-13-PX	0	0	0	0	110,000	115,000
TOTAL CAPITAL OUTLAY		0	0	800	250,000	110,000	135,000
TOTAL EXPENDITURES		0	0	800	250,000	110,000	135,000

FIRE DEVELOPMENT IMPACT FEES

40860000

ACCOUNT	DESCRIPTION	FY14/15 ACTUALS	FY15/16 ACTUALS	FY16/17 ACTUAL	FY17/18 ADOPTED	FY17/18 ESTIMATE	FY18/19 PROPOSED
REVENUE							
4162	Interest Income	(15,448)	(11,750)	(14,906)	(1,200)	(5,000)	(5,000)
4053	Res/Fire Impact Fee	(56,616)	(48,495)	(47,854)	(56,000)	(56,000)	(49,000)
4051	Comm/Fire Impact Fee	(260)	(520)	(2,545)	(1,000)	(1,000)	(500)
	TOTAL REVENUE	(72,324)	(60,764)	(65,305)	(58,200)	(62,000)	(54,500)
MAINTENANCE AND OPERATIONS							
6440	Contracted Services	0	0	0	0	0	0
	TOTAL MAINTENANCE AND OPERATIONS	0	0	0	0	0	0
CAPITAL OUTLAY							
8002	Lease payment	0	0	0	0	0	0
7030	Fire Station 6 - Parking Lot Paving	0	0	440	70,000	0	0
7030	Fire Station 7 - Parking Lot Paving	0	0	440	0	0	0
7000	New Ladder Truck	0	0	0	1,300,000	246,087	0
	TOTAL CAPITAL OUTLAY	0	0	880	1,370,000	246,087	0
	TOTAL EXPENDITURES	0	0	880	1,370,000	246,087	0

POLICE DEVELOPMENT IMPACT FEES

40870000

ACCOUNT	DESCRIPTION	FY14/15 ACTUALS	FY15/16 ACTUALS	FY16/17 ACTUAL	FY17/18 ADOPTED	FY17/18 ESTIMATE	FY18/19 PROPOSED
REVENUE							
4060	A.B. 1600 Fees - Police Dept.	0	0	0	0	0	0
4053	Res/Police Impact Fee	(91,056)	(88,346)	(76,964)	(90,000)	(90,000)	(90,000)
4051	Comm/Police Impact Fee	(521)	(1,039)	(5,834)	(3,800)	(3,800)	(3,700)
4051	Ind/Police Impact Fee	0	(2,875)	(5,834)	0	0	0
4162	Interest Income	(2,555)	(1,641)	(1,501)	(1,000)	(500)	(1,500)
TOTAL REVENUE		(94,132)	(93,901)	(90,133)	(94,800)	(94,300)	(95,200)
TRANSFERS OUT							
8200	Transfer to Police Services - Admin.	130,497	130,497	130,497	130,497	130,497	125,020
TOTAL TRANSFERS OUT		130,497	130,497	130,497	130,497	130,497	125,020
TOTAL EXPENDITURES		130,497	130,497	130,497	130,497	130,497	125,020

PARKS DEVELOPMENT IMPACT FEES

40880000

ACCOUNT	DESCRIPTION	FY14/15 ACTUALS	FY15/16 ACTUALS	FY16/17 ACTUAL	FY17/18 ADOPTED	FY17/18 ESTIMATE	FY18/19 PROPOSED
REVENUE							
4060	A.B. 1600 Fees - Parks and Recreation	(445,704)	(432,439)	(376,726)	(443,000)	(443,000)	(441,000)
4162	Interest Income	(13,086)	(10,890)	(14,188)	(1,000)	(4,600)	(12,500)
	TOTAL REVENUE	(458,790)	(443,329)	(390,914)	(444,000)	(447,600)	(453,500)
MAINTENANCE AND OPERATIONS							
6440	Contracted Services	0	0	0	0	3,725	0
	TOTAL MAINTENANCE AND OPERATIONS	0	0	0	0	3,725	0
CAPITAL OUTLAY							
7030	Sunrise Rotary Sports Complex Imp, PK-13	0	86	211,561	0	340,000	335,998
	TOTAL CAPITAL OUTLAY	0	86	211,561	0	340,000	335,998
TRANSFERS OUT							
8210	Transfers Out - Debt Service	194,257	194,257	194,257	194,257	194,257	194,257
	TOTAL TRANSFERS OUT	194,257	194,257	194,257	194,257	194,257	194,257
	TOTAL EXPENDITURES	194,257	194,343	405,818	194,257	537,982	530,255

PUBLIC WORKS DEVELOPMENT IMPACT FEES

40890000

ACCOUNT	DESCRIPTION	FY14/15 ACTUALS	FY15/16 ACTUALS	FY16/17 ACTUAL	FY17/18 ADOPTED	FY17/18 ESTIMATE	FY18/19 PROPOSED
REVENUE							
4162	Interest Income	(11,736)	(4,969)	(3,256)	(1,000)	(1,100)	(2,000)
4053	Residential Impact Fee	(54,432)	(52,812)	(46,008)	(58,000)	(58,000)	(53,800)
4054	Industrial Impact Fee	0	0	0	0	0	0
4051	Commercial Impact Fee	(962)	(6,576)	(3,864)	(3,000)	(3,000)	(7,200)
4050	Alley Paving Contributions	0	0	(12,000)	0	0	0
TOTAL REVENUE		(67,130)	(64,356)	(65,128)	(62,000)	(62,100)	(63,000)
MAINTENANCE AND OPERATIONS							
6440	Contracted Services	0	0	0	0	1,200	0
TOTAL MAINTENANCE AND OPERATIONS		0	0	0	0	1,200	0
CAPITAL OUTLAY							
7030	Facilities and Improvements	35,382	619,031	0	0	0	0
7050	Construction/Infrastructure	0	152,527	0	0	0	0
TOTAL CAPITAL OUTLAY		35,382	771,558	0	0	0	0
TOTAL EXPENDITURES		35,382	771,558	0	0	1,200	0

STREET DEVELOPMENT IMPACT FEES

40900000

ACCOUNT	DESCRIPTION	FY14/15 ACTUALS	FY15/16 ACTUALS	FY16/17 ACTUAL	FY17/18 ADOPTED	FY17/18 ESTIMATE	FY18/19 PROPOSED
REVENUE							
4162	Interest Income	(2,065)	(416)	0	(1,000)	0	(400)
	TOTAL REVENUE	(2,065)	(416)	0	(1,000)	0	(400)

GENERAL GOVERNMENT DEVELOPMENT IMPACT FEES

40920000

ACCOUNT	DESCRIPTION	FY14/15 ACTUALS	FY15/16 ACTUALS	FY16/17 ACTUAL	FY17/18 ADOPTED	FY17/18 ESTIMATE	FY18/19 PROPOSED
REVENUE							
4162	Interest Income	(9,132)	(6,971)	(8,897)	(1,000)	(2,600)	(8,800)
4053	Res/General Gov't Impact Fee	(38,808)	(37,653)	(32,678)	(38,000)	(38,000)	(46,200)
4051	Comm/General Gov't Impact Fee	(87)	(173)	(349)	(150)	(175)	0
TOTAL REVENUE		(48,027)	(44,797)	(41,924)	(39,150)	(40,775)	(55,000)

TRANSPORTATION DEVELOPMENT IMPACT FEES

40930000

ACCOUNT	DESCRIPTION	FY14/15 ACTUALS	FY15/16 ACTUALS	FY16/17 ACTUAL	FY17/18 ADOPTED	FY17/18 ESTIMATE	FY18/19 PROPOSED
REVENUE							
4162	Interest Income	(32,340)	(24,858)	(32,355)	(1,800)	(10,000)	(29,000)
4053	Res/Transportation Impact Fee	(159,768)	(155,013)	(135,042)	(155,000)	(155,000)	(158,000)
4051	Comm/Transportation Impact Fee	(1,837)	(3,666)	(7,379)	(5,000)	(5,000)	(4,000)
4054	Ind/Transportation Impact Fee	0	(18,571)	(24,172)	(18,000)	0	(21,000)
	TOTAL REVENUE	(193,945)	(202,108)	(198,948)	(179,800)	(170,000)	(212,000)
CAPITAL OUTLAY							
7050	Ellis St./Ave.16(Phase1) R-6A	0	0	0	0	0	0
	TOTAL CAPITAL OUTLAY	0	0	0	0	0	0
	TOTAL EXPENDITURES	0	0	0	0	0	0

ADMINISTRATIVE SERVICES DEVELOPMENT IMPACT FEES

40940000

ACCOUNT	DESCRIPTION	FY14/15 ACTUALS	FY15/16 ACTUALS	FY16/17 ACTUAL	FY17/18 ADOPTED	FY17/18 ESTIMATE	FY18/19 PROPOSED
REVENUE							
4162	Interest Income	(359)	(182)	(171)	0	(30)	(30)
4053	Res/Admin. Services Impact Fee	(15,792)	(15,134)	(12,690)	(15,000)	(12,000)	(12,000)
4051	Comm/Admin. Services Impact Fee	(174)	(346)	(697)	(1,000)	(300)	(300)
	TOTAL REVENUE	(16,325)	(15,662)	(13,558)	(16,000)	(12,330)	(12,330)
MAINTENANCE AND OPERATIONS							
6451	Bank Service Charges	(11)	0	0	0	0	0
	TOTAL MAINTENANCE AND OPERATIONS	(11)	0	0	0	0	0
TRANSFERS OUT							
8200	Transfer to Fund 10200	50,000	25,000	15,000	0	15,000	15,000
	TOTAL TRANSFERS OUT	50,000	25,000	15,000	0	15,000	15,000
	TOTAL EXPENDITURES	49,989	25,000	15,000	0	15,000	15,000

MEDIAN ISLAND DEVELOPMENT IMPACT FEES

40950000

ACCOUNT	DESCRIPTION	FY14/15 ACTUALS	FY15/16 ACTUALS	FY16/17 ACTUAL	FY17/18 ADOPTED	FY17/18 ESTIMATE	FY18/19 PROPOSED
REVENUE	<u>Account: Revenue</u>						
4162	Interest Income	(3,239)	(1,285)	(1,530)	(3,000)	(300)	(1,000)
4053	Median Island Impact Fee	(65,924)	(65,293)	(59,221)	(42,000)	(55,000)	(67,000)
	TOTAL REVENUE	(69,163)	(66,579)	(60,751)	(45,000)	(55,300)	(68,000)
CAPITAL OUTLAY							
	<u>Construction Infrastructure</u>						
7050	Pine-Pecan Median Islands	0	0	143,703	0	200,000	0
	TOTAL CAPITAL OUTLAY	0	0	143,703	0	200,000	0
	TOTAL EXPENDITURES	0	0	143,703	0	200,000	0

ARTERIAL/COLLECTOR STREET DEVELOPMENT IMPACT FEES

40960000

ACCOUNT	DESCRIPTION	FY14/15 ACTUALS	FY15/16 ACTUALS	FY16/17 ACTUAL	FY17/18 ADOPTED	FY17/18 ESTIMATE	FY18/19 PROPOSED
REVENUE							
4050	Impact Fee	(118,403)	(117,234)	(211,994)	(128,000)	(256,000)	(238,000)
4162	Interest Income	(19,813)	(11,514)	(16,920)	(5,000)	(6,000)	(16,000)
4050	Collector Street Impact Fee	0	0	(211,994)	0	0	0
	TOTAL REVENUE	(138,216)	(128,748)	(440,907)	(133,000)	(262,000)	(254,000)
CAPITAL OUTLAY							
	<u>Construction/Infrastructure</u>						
7050	Olive Ave.Concept Plan, R-49	5,088	457	11,059	0	12,000	1,092,000
7050	Sharon Blvd Ellis - Ave.17 CDD-1d	0	0	0	0	0	0
7050	Pine-Pecan Street Improvements	745,448	214,606	0	0	0	0
7050	Olive Ave Widening Gateway to e/o Roosevelt R-10	0	0	0	0	0	0
	TOTAL CAPITAL OUTLAY	750,536	215,063	11,059	0	12,000	1,092,000
	TOTAL EXPENDITURES	750,536	215,063	11,059	0	12,000	1,092,000

TRAFFIC SIGNAL IMPACT FEES

40970000

ACCOUNT	DESCRIPTION	FY14/15 ACTUALS	FY15/16 ACTUALS	FY16/17 ACTUAL	FY17/18 ADOPTED	FY17/18 ESTIMATE	FY18/19 PROPOSED
REVENUE							
4162	Interest Income	(15,504)	(11,166)	(13,763)	(5,000)	(5,000)	(1,000)
4050	Traffic Signal Impact Fee	(40,109)	(39,561)	(35,897)	(43,000)	(43,000)	(40,000)
	TOTAL REVENUE	(55,613)	(50,727)	(49,661)	(48,000)	(48,000)	(41,000)
TOTAL CAPITAL OUTLAY							
7050	Construction/Infrastructure	0	0	50,976	191,000	65,000	464,900
7050	Gateway/Cleveland Ped.Traf Signal TS-14	18	0	50,976	0	0	0
7050	Pine-Pecan Street Improvements	0	76,999	50,976	0	0	0
	TOTAL CAPITAL OUTLAY	18	76,999	203,903	191,000	65,000	464,900
	TOTAL EXPENDITURES	18	76,999	203,903	191,000	65,000	464,900

TRAFFIC SIGNAL IMPACT FEES

40980000

ACCOUNT	DESCRIPTION	FY14/15 ACTUALS	FY15/16 ACTUALS	FY16/17 ACTUAL	FY17/18 ADOPTED	FY17/18 ESTIMATE	FY18/19 PROPOSED
REVENUE							
4162	Interest Income	(2,313)	(1,659)	(1,936)	(2,000)	(2,000)	(2,000)
	TOTAL REVENUE	(2,313)	(1,659)	(1,936)	(2,000)	(2,000)	(2,000)
CAPITAL OUTLAY							
7050	Construction/Infrastructure	13,106	10,992	0	0	0	0
	TOTAL CAPITAL OUTLAY	13,106	10,992	0	0	0	0
	TOTAL EXPENDITURES	13,106	10,992	0	0	0	0

LANDSCAPE MAINTENANCE DISTRICTS SUMMARY

A Landscape Maintenance District (LMD) is a special assessment district above and beyond the property tax bill for a property. It is established to fund and maintain landscaping in one or more separately formed zones of benefit. Madera's LMD Program was originally established in 1991 in accordance with the Landscape and Lighting act of 1972. Assessments are paid through annual property tax bills with the resources administered by the City which then maintains a separate fund for each of the 80 zones currently in the LMD program. The assessments are used to fund activities specific to each zone.

LANDSCAPE MAINTENANCE DISTRICT (LMD) - ZONE 1 ACTIVITIES

45010000

ACCOUNT	DESCRIPTION	FY14/15 ACTUALS	FY15/16 ACTUALS	FY16/17 ACTUAL	FY17/18 ADOPTED	FY17/18 ESTIMATE	FY18/19 PROPOSED
REVENUE							
4601	Assessments - Zone 1	(61)	(28)	(144)	(6,050)	(6,050)	(6,050)
	TOTAL REVENUE	(61)	(28)	(144)	(6,050)	(6,050)	(6,050)
MAINTENANCE AND OPERATIONS							
6401	Gas and Electric Utilities	293	0	298	298	298	298
6440	Contracted Services	0	0	0	338	338	338
6510	Lease and Rent Expense	0	0	224	224	224	224
6532	Turf Supplies/Lawn/Median Materials	0	0	0	0	0	34
6706	Intergovernmental Charge--LAZ Admin Fees	0	0	0	33	33	33
6901	Interfund Charges - Parks Maintenance	0	6,078	0	3,500	3,500	3,500
6904	Interfund Charges - Admin. Overhead	296	385	385	367	367	392
6910	Interfund Charges - Legal Fees	24	31	31	30	30	32
6911	Interfund Charges - Park Admin.	332	434	713	777	777	777
6919	Interfund Charges - Finance	64	83	83	80	80	85
	TOTAL MAINTENANCE AND OPERATIONS	1,009	7,011	1,734	5,646	5,646	5,713
	TOTAL EXPENDITURES	1,009	7,011	1,734	5,646	5,646	5,713

LMD - ZONE 2 ACTIVITIES

45020000

ACCOUNT	DESCRIPTION	FY14/15 ACTUALS	FY15/16 ACTUALS	FY16/17 ACTUAL	FY17/18 ADOPTED	FY17/18 ESTIMATE	FY18/19 PROPOSED
REVENUE							
4355	Transfer-In	(65)	0	0	0	0	0
4601	Assessments - Zone 2	(27,072)	(33,452)	(34,126)	(31,983)	(31,983)	(31,983)
	TOTAL REVENUE	(27,137)	(33,452)	(34,126)	(31,983)	(31,983)	(31,983)
MAINTENANCE AND OPERATIONS							
6401	Gas and Electric Utilities	1,869	634	2,248	2,140	2,140	2,305
6440	Contracted Services	14,508	0	0	2,880	2,880	2,880
6510	Lease and Rent Expense	0	0	1,117	1,117	1,117	1,117
6532	Turf Supplies/Lawn/Median Materials	0	388	33	33	33	66
6429	Deferred Maintenance	0	0	0	0	0	0
6706	Intergovernmental Charge--LAZ Admin Fees	0	0	0	242	242	242
6901	Interfund Charges - Parks Maintenance	0	17,094	16,797	18,969	18,969	16,200
6904	Interfund Charges - Admin. Overhead	2,483	2,438	2,438	2,325	2,325	2,486
6927	Interfund Charges - L A Zone Fees	0	0	0	0	0	0
6910	Interfund Charges - Legal Fees	201	197	197	188	188	201
6911	Interfund Charges - Park Admin.	1,321	250	2,969	3,234	3,234	3,234
6919	Interfund Charges - Finance	539	529	529	505	505	540
	TOTAL MAINTENANCE AND OPERATIONS	20,921	21,531	26,571	31,633	31,633	29,271
	TOTAL EXPENDITURES	20,921	21,531	26,571	31,633	31,633	29,271

LMD - ZONE 3 ACTIVITIES

45030000

ACCOUNT	DESCRIPTION	FY14/15 ACTUALS	FY15/16 ACTUALS	FY16/17 ACTUAL	FY17/18 ADOPTED	FY17/18 ESTIMATE	FY18/19 PROPOSED
REVENUE							
4355	Transfer-In	(834)	0	0	0	0	0
4601	Assessments - Zone 3	(7,696)	(7,615)	(7,843)	(7,707)	(7,707)	(7,707)
	TOTAL REVENUE	(8,530)	(7,615)	(7,843)	(7,707)	(7,707)	(7,707)
MAINTENANCE AND OPERATIONS							
6401	Gas and Electric Utilities	665	503	1,081	1,077	1,077	1,120
6440	Contracted Services	5,674	0	0	0	0	0
6510	Lease and Rent Expense	0	0	352	352	352	352
6532	Turf Supplies/Lawn/Median Materials	0	0	0	0	0	0
6429	Deferred Maintenance	0	0	0	0	0	0
6706	Intergovernmental Charge--LAZ Admin Fees	0	0	127	127	127	127
6901	Interfund Charges - Parks Maintenance	0	4,148	0	5,500	5,500	5,500
6904	Interfund Charges - Admin. Overhead	817	1,306	590	1,246	1,246	1,332
6910	Interfund Charges - Legal Fees	66	106	48	101	101	108
6911	Interfund Charges - Park Admin.	743	1,194	1,382	1,506	1,506	1,506
6919	Interfund Charges - Finance	177	283	128	270	270	289
	TOTAL MAINTENANCE AND OPERATIONS	8,142	7,541	3,708	10,179	10,179	10,334
	TOTAL EXPENDITURES	8,142	7,541	3,708	10,179	10,179	10,334

LMD - ZONE 4 ACTIVITIES

45040000

ACCOUNT	DESCRIPTION	FY14/15 ACTUALS	FY15/16 ACTUALS	FY16/17 ACTUAL	FY17/18 ADOPTED	FY17/18 ESTIMATE	FY18/19 PROPOSED
REVENUE							
4355	Transfer-In	0	0	0	0	0	0
4601	Assessments - Zone 4	(3,624)	(18,811)	(19,395)	(17,517)	(17,517)	(17,517)
	TOTAL REVENUE	(3,624)	(18,811)	(19,395)	(17,517)	(17,517)	(17,517)
MAINTENANCE AND OPERATIONS							
6401	Gas and Electric Utilities	383	128	1,208	1,216	1,216	1,220
6440	Contracted Services	2,027	4,200	0	3,555	3,555	3,555
6510	Lease and Rent Expense	0	0	375	375	375	375
6532	Turf Supplies/Lawn/Median Materials	0	229	56	56	56	112
6429	Deferred Maintenance	0	0	0	0	0	0
6706	Intergovernmental Charge--LAZ Admin Fees	0	0	185	185	185	185
6901	Interfund Charges - Parks Maintenance	0	6,052	9,635	7,860	7,860	8,039
6904	Interfund Charges - Admin. Overhead	588	1,879	1,879	1,792	1,792	1,916
6910	Interfund Charges - Legal Fees	48	152	152	145	145	155
6911	Interfund Charges - Park Admin.	405	1,302	1,988	2,166	2,166	2,166
6919	Interfund Charges - Finance	415	409	408	389	389	416
	TOTAL MAINTENANCE AND OPERATIONS	3,866	14,351	15,886	17,740	17,740	18,140
	TOTAL EXPENDITURES	3,866	14,351	15,886	17,740	17,740	18,140

LMD - ZONE 6A ACTIVITIES

45060000

ACCOUNT	DESCRIPTION	FY14/15 ACTUALS	FY15/16 ACTUALS	FY16/17 ACTUAL	FY17/18 ADOPTED	FY17/18 ESTIMATE	FY18/19 PROPOSED
REVENUES							
4601	Assessments - Zone 6A	(12,390)	(17,350)	(17,876)	(17,602)	(17,602)	(17,602)
	TOTAL REVENUE	(12,390)	(17,350)	(17,876)	(17,602)	(17,602)	(17,602)
MAINTENANCE AND OPERATIONS							
6401	Gas and Electric Utilities	1,370	722	1,808	1,844	1,844	1,875
6440	Contracted Services	8,815	0	0	5,000	5,000	5,000
6510	Lease and Rent Expense	0	0	489	489	489	489
6532	Turf Supplies/Lawn/Median Materials	0	54	56	56	56	112
6706	Intergovernmental Charge--LAZ Admin Fees	0	0	81	81	81	81
6901	Interfund Charges - Parks Maintenance	0	7,645	7,350	7,644	7,644	7,958
6904	Interfund Charges - Admin. Overhead	872	856	856	817	817	873
6910	Interfund Charges - Legal Fees	71	69	69	66	66	71
6911	Interfund Charges - Park Admin.	1,651	1,627	986	2,164	2,164	2,164
6919	Interfund Charges - Finance	189	186	186	177	177	190
	TOTAL MAINTENANCE AND OPERATIONS	12,968	11,160	11,880	18,338	18,338	18,812
	TOTAL EXPENDITURES	12,968	11,160	11,880	18,338	18,338	18,812

LMD - ZONE 7 ACTIVITIES

45080000

ACCOUNT	DESCRIPTION	FY14/15 ACTUALS	FY15/16 ACTUALS	FY16/17 ACTUAL	FY17/18 ADOPTED	FY17/18 ESTIMATE	FY18/19 PROPOSED
REVENUE							
4355	Transfer-in	(314)	0	0	0	0	0
4601	Assessments - Zone 7	(3,568)	(3,484)	(3,526)	(6,493)	(6,493)	(3,472)
	TOTAL REVENUE	(3,882)	(3,484)	(3,526)	(6,493)	(6,493)	(3,472)
MAINTENANCE AND OPERATIONS							
6401	Gas and Electric Utilities	235	0	498	498	498	498
	Advertising - Bids and Legal Notices	0	0	0	0	0	0
	Office Supplies - Expendable	0	0	0	0	0	0
6440	Contracted Services	2,936	0	0	630	630	0
6510	Lease and Rent Expense	0	0	109	109	109	109
6532	Turf Supplies/Lawn/Median Materials	0	0	56	56	56	112
6429	Deferred Maintenance	0	0	0	0	0	0
6706	Intergovernmental Charge--LAZ Admin Fees	0	0	103	103	103	0
6901	Interfund Charges - Parks Maintenance	0	1,622	1,631	1,700	1,700	1,700
6904	Interfund Charges - Admin. Overhead	515	1,074	337	1,024	1,024	1,095
6910	Interfund Charges - Legal Fees	42	87	27	83	83	89
6911	Interfund Charges - Park Admin.	363	760	686	999	999	999
6919	Interfund Charges - Finance	112	233	73	222	222	238
	TOTAL MAINTENANCE AND OPERATIONS	4,203	3,775	3,520	5,425	5,425	4,839
	TOTAL EXPENDITURES	4,203	3,775	3,520	5,425	5,425	4,839

LMD - ZONE 8 ACTIVITIES

45090000

ACCOUNT	DESCRIPTION	FY14/15 ACTUALS	FY15/16 ACTUALS	FY16/17 ACTUAL	FY17/18 ADOPTED	FY17/18 ESTIMATE	FY18/19 PROPOSED
REVENUE							
4355	Transfer-In	(260)	0	0	0	0	0
4601	Assessments - Zone 8	(4,686)	(4,621)	(4,721)	(4,702)	(4,702)	(4,702)
	TOTAL REVENUE	(4,946)	(4,621)	(4,721)	(4,702)	(4,702)	(4,702)
MAINTENANCE AND OPERATIONS							
6401	Gas and Electric Utilities	731	739	1,033	1,076	1,076	1,102
6440	Contracted Services	2,056	0	0	0	0	0
6510	Lease and Rent Expense	0	0	109	109	109	109
6532	Turf Supplies/Lawn/Median Materials	0	0	22	22	22	45
6706	Intergovernmental Charge--LAZ Admin Fees	0	0	151	151	151	151
6901	Interfund Charges - Parks Maintenance	0	1,468	738	900	900	1,700
6904	Interfund Charges - Admin. Overhead	1,143	1,546	654	1,474	1,474	1,576
6910	Interfund Charges - Legal Fees	92	125	53	119	119	127
6911	Interfund Charges - Park Admin.	559	760	267	747	747	747
6919	Interfund Charges - Finance	248	335	142	320	320	342
	TOTAL MAINTENANCE AND OPERATIONS	4,829	4,973	3,170	4,919	4,919	5,900
	TOTAL EXPENDITURES	4,829	4,973	3,170	4,919	4,919	5,900

LMD - ZONE 9 ACTIVITIES

45100000

ACCOUNT	DESCRIPTION	FY14/15 ACTUALS	FY15/16 ACTUALS	FY16/17 ACTUAL	FY17/18 ADOPTED	FY17/18 ESTIMATE	FY18/19 PROPOSED
REVENUE							
4601	Assessments - Zone 9	(2,289)	(2,234)	(2,251)	(4,006)	(4,006)	(2,251)
	TOTAL REVENUE	(2,289)	(2,234)	(2,251)	(4,006)	(4,006)	(2,251)
MAINTENANCE AND OPERATIONS							
6401	Gas and Electric Utilities	127	0	145	145	145	145
6440	Contracted Services	1,070	0	0	473	473	0
6510	Lease and Rent Expense	0	0	105	105	105	105
6532	Turf Supplies/Lawn/Median Materials	0	0	34	34	34	67
6706	Intergovernmental Charge--LAZ Admin Fees	0	0	50	50	50	50
6901	Interfund Charges - Parks Maintenance	0	1,046	1,108	1,645	1,645	1,488
6904	Interfund Charges - Admin. Overhead	492	552	394	526	526	562
6910	Interfund Charges - Legal Fees	40	45	32	43	43	45
6911	Intefund Charges - Park Admin.	385	434	290	291	291	291
6919	Interfund Charges - Finance	107	120	86	114	114	122
	TOTAL MAINTENANCE AND OPERATIONS	2,221	2,196	2,243	3,427	3,427	2,877
	TOTAL EXPENDITURES	2,221	2,196	2,243	3,427	3,427	2,877

LMD - ZONE 10B ACTIVITIES

45120000

ACCOUNT	DESCRIPTION	FY14/15 ACTUALS	FY15/16 ACTUALS	FY16/17 ACTUAL	FY17/18 ADOPTED	FY17/18 ESTIMATE	FY18/19 PROPOSED
REVENUE							
4601	Assessments - Zone 10b	(361)	(893)	(919)	(549)	(549)	(915)
	TOTAL REVENUE	(361)	(893)	(919)	(549)	(549)	(915)
MAINTENANCE AND OPERATIONS							
6401	Gas and Electric Utilities	8	0	2	2	2	2
6440	Contracted Services	32	0	0	13	13	13
6510	Lease and Rent Expense	0	0	2	2	2	2
6532	Turf Supplies/Lawn/Median Materials	0	0	1	1	1	3
6706	Intergovernmental Charge--LAZ Adnin Fees	0	0	35	35	35	35
6901	Interfund Charges - Parks Maintenance	0	30	33	35	35	35
6904	Interfund Charges - Admin. Overhead	414	406	406	388	388	414
6910	Interfund Charges - Legal Fees	33	33	33	31	31	34
6911	Intefund Charges - Park Admin.	110	109	44	15	15	15
6919	Interfund Charges - Finance	90	88	88	84	84	90
	TOTAL MAINTENANCE AND OPERATIONS	687	666	647	608	608	644
	TOTAL EXPENDITURES	687	666	647	608	608	644

LMD - ZONE 12 ACTIVITIES

45200000

ACCOUNT	DESCRIPTION	FY14/15 ACTUALS	FY15/16 ACTUALS	FY16/17 ACTUAL	FY17/18 ADOPTED	FY17/18 ESTIMATE	FY18/19 PROPOSED
REVENUE							
4355	Transfer-In	(6,849)	0	0	0	0	0
4601	Assessments - Zone 12	(2,227)	(28,244)	(28,046)	(26,024)	(26,024)	(26,024)
	TOTAL REVENUE	(9,076)	(28,244)	(28,046)	(26,024)	(26,024)	(26,024)
MAINTENANCE AND OPERATIONS							
6401	Gas and Electric Utilities	169	0	1,192	1,192	1,192	1,192
6440	Contracted Services	3,724	2,970	0	3,848	3,848	3,848
6510	Lease and Rent Expense	0	0	873	873	873	873
6532	Turf Supplies/Lawn/Median Materials	0	588	22	22	22	45
6706	Intergovernmental Charge--LAZ Admin Fees	0	0	58	58	58	58
6901	Interfund Charges - Parks Maintenance	0	13,165	17,128	18,753	18,753	19,294
6904	Interfund Charges - Admin. Overhead	91	631	631	602	602	644
6910	Interfund Charges - Legal Fees	7	51	51	49	49	52
6911	Interfund Charges - Park Admin.	234	1,624	843	2,392	2,392	2,392
6919	Interfund Charges - Finance	20	137	137	131	131	140
	TOTAL MAINTENANCE AND OPERATIONS	4,245	19,167	20,936	27,920	27,920	28,537
	TOTAL EXPENDITURES	4,245	19,167	20,936	27,920	27,920	28,537

LMD - ZONE 13 ACTIVITIES

45210000

ACCOUNT	DESCRIPTION	FY14/15 ACTUALS	FY15/16 ACTUALS	FY16/17 ACTUAL	FY17/18 ADOPTED	FY17/18 ESTIMATE	FY18/19 PROPOSED
REVENUE							
4355	Transfer-In	(409)	0	0	0	0	0
4601	Assessments - Zone 13	(5,987)	(5,779)	(5,934)	(5,866)	(5,866)	(5,866)
	TOTAL REVENUE	(6,396)	(5,779)	(5,934)	(5,866)	(5,866)	(5,866)
MAINTENANCE AND OPERATIONS							
6401	Gas and Electric Utilities	1,052	1,105	1,603	1,483	1,483	1,700
6440	Contracted Services	3,580	0	0	225	225	225
6510	Lease and Rent Expense	0	0	141	141	141	141
6532	Turf Supplies/Lawn/Median Materials	0	0	34	34	34	67
6706	Intergovernmental Charge--LAZ Admin Fees	0	0	50	50	50	50
6901	Interfund Charges - Parks Maintenance	0	2,252	2,252	2,975	2,975	2,200
6904	Interfund Charges - Admin. Overhead	515	552	247	526	526	562
6910	Interfund Charges - Legal Fees	42	45	20	43	43	45
6911	Interfund Charges - Park Admin.	606	651	330	919	919	919
6919	Interfund Charges - Finance	112	120	54	114	114	122
	TOTAL MAINTENANCE AND OPERATIONS	5,907	4,724	4,730	6,509	6,509	6,032
	TOTAL EXPENDITURES	5,907	4,724	4,730	6,509	6,509	6,032

LMD - ZONE 14 ACTIVITIES

45220000

ACCOUNT	DESCRIPTION	FY14/15 ACTUALS	FY15/16 ACTUALS	FY16/17 ACTUAL	FY17/18 ADOPTED	FY17/18 ESTIMATE	FY18/19 PROPOSED
REVENUE							
4601	Assessments - Zone 14	(2,952)	(2,900)	(2,925)	(2,951)	(2,951)	(2,951)
	TOTAL REVENUE	(2,952)	(2,900)	(2,925)	(2,951)	(2,951)	(2,951)
MAINTENANCE AND OPERATIONS							
6401	Gas and Electric Utilities	179	0	179	179	179	179
	Advertising - Bids and Legal Notices	0	0	0	0	0	0
6440	Contracted Services	1,330	0	0	540	540	540
6510	Lease and Rent Expense	0	0	109	109	109	109
6532	Other Supplies	0	0	14	0	0	0
6532	Turf Supplies/Lawn/Median Materials	0	0	14	14	14	28
6429	Deferred Maintenance	0	0	0	0	0	0
6706	Intergovernmental Charge--LAZ Admin Fees	0	0	85	85	85	85
6901	Interfund Charges - Parks Maintenance	0	1,337	1,232	1,058	1,058	1,456
6904	Interfund Charges - Admin. Overhead	909	893	661	851	851	910
6927	Interfund Charges - L A Zones	0	0	0	0	0	0
6910	Interfund Charges - Legal Fees	74	72	53	69	69	74
6911	Interfund Charges - Park Admin.	660	651	56	360	360	360
6919	Interfund Charges - Finance	197	194	143	185	185	198
	TOTAL MAINTENANCE AND OPERATIONS	3,349	3,146	2,546	3,450	3,450	3,938
	TOTAL EXPENDITURES	3,349	3,146	2,546	3,450	3,450	3,938

LMD - ZONE 15 ACTIVITIES

45230000

ACCOUNT	DESCRIPTION	FY14/15 ACTUALS	FY15/16 ACTUALS	FY16/17 ACTUAL	FY17/18 ADOPTED	FY17/18 ESTIMATE	FY18/19 PROPOSED
REVENUE							
4355	Transfer-In	(28)	0	0	0	0	0
4601	Assessments - Zone 15	(1,020)	(1,020)	(1,020)	(3,595)	(3,595)	(3,595)
	TOTAL REVENUE	(1,048)	(1,020)	(1,020)	(3,595)	(3,595)	(3,595)
MAINTENANCE AND OPERATIONS							
6401	Gas and Electric Utilities	526	553	603	630	630	216
6440	Contracted Services	352	0	0	0	0	0
6510	Lease and Rent Expense	0	0	121	121	121	121
6532	Other Supplies	0	0	25	0	0	0
6532	Turf Supplies/Lawn/Median Materials	0	0	25	25	25	50
6706	Intergovernmental Charge--LAZ Admin Fees	0	0	14	14	14	14
6901	Interfund Charges - Parks Maintenance	0	283	363	1,386	1,386	1,859
6904	Interfund Charges - Admin. Overhead	192	196	35	187	187	200
6927	Interfund Charges - L A Zone Fees	0	0	0	0	0	0
6910	Interfund Charges - Legal Fees	16	16	3	15	15	16
6911	Interfund Charges - Park Admin.	318	326	56	61	61	61
6919	Interfund Charges - Finance	42	43	8	41	41	43
	TOTAL MAINTENANCE AND OPERATIONS	1,446	1,416	1,253	2,480	2,480	2,581
	TOTAL EXPENDITURES	1,446	1,416	1,253	2,480	2,480	2,581

LMD - ZONE 6B ACTIVITIES
45070000

ACCOUNT	DESCRIPTION	FY14/15 ACTUALS	FY15/16 ACTUALS	FY16/17 ACTUAL	FY17/18 ADOPTED	FY17/18 ESTIMATE	FY18/19 PROPOSED
REVENUE							
6402	Assessments - Zone 6B	(8,436)	(8,095)	(8,329)	(8,240)	(8,240)	(8,240)
	TOTAL REVENUE	(8,436)	(8,095)	(8,329)	(8,240)	(8,240)	(8,240)
MAINTENANCE AND OPERATIONS							
6401	Gas and Electric Utilities	535	0	535	535	535	535
6440	Contracted Services	3,372	0	0	833	833	833
6510	Lease and Rent Expense	0	0	242	242	242	242
6532	Turf Supplies / Lawn / Median Supplies	0	314	22	22	22	45
6706	Intergovernmental Charge--LAZ Admin Fees	0	0	103	103	103	103
6901	Interfund Charges - Parks Maintenance	0	3,967	6,643	4,789	4,789	4,976
6904	Interfund Charges - Admin. Overhead	1,086	1,067	1,067	1,017	1,017	1,088
6910	Interfund Charges - Legal Fees	88	86	86	82	82	88
6911	Interfund Charges - Park Admin.	1,321	1,302	917	1,074	1,074	1,074
6919	Interfund Charges - Finance	236	232	232	221	221	236
	TOTAL MAINTENANCE AND OPERATIONS	6,638	6,968	9,870	8,918	8,918	9,219
	TOTAL EXPENDITURES	6,638	6,968	9,870	8,918	8,918	9,219

LMD - ZONE 10C ACTIVITIES

45130000

ACCOUNT	DESCRIPTION	FY14/15 ACTUALS	FY15/16 ACTUALS	FY16/17 ACTUAL	FY17/18 ADOPTED	FY17/18 ESTIMATE	FY18/19 PROPOSED
REVENUE							
4355	Transfer-In	(3,822)	0	0	0	0	0
4601	Assessments - Zone 10C	(2,095)	(1,222)	(1,246)	(2,110)	(2,110)	(1,234)
	TOTAL REVENUE	(5,917)	(1,222)	(1,246)	(2,110)	(2,110)	(1,234)
MAINTENANCE AND OPERATIONS							
6401	Gas and Electric Utilities	21	0	22	22	22	22
6440	Contracted Services	407	0	0	122	122	122
6510	Lease and Rent Expense	0	0	29	29	29	29
6532	Turf Supplies/Lawn/Median Supplies	0	0	12	12	12	25
6706	Intergovernmental Charge--LAZ Admin Fees	0	0	37	37	37	37
6901	Interfund Charges - Parks Maintenance	0	444	132	460	460	631
6904	Interfund Charges - Admin. Overhead	374	421	322	401	401	429
6910	Interfund Charges - Legal Fees	30	34	26	32	32	35
6911	Interfund Charges - Park Admin.	288	326	22	48	48	48
6919	Interfund Charges - Finance	81	91	70	87	87	93
	TOTAL MAINTENANCE AND OPERATIONS	1,201	1,316	685	1,252	1,252	1,471
	TOTAL EXPENDITURES	1,201	1,316	685	1,252	1,252	1,471

LMD - ZONE 10D ACTIVITIES

45140000

ACCOUNT	DESCRIPTION	FY14/15 ACTUALS	FY15/16 ACTUALS	FY16/17 ACTUAL	FY17/18 ADOPTED	FY17/18 ESTIMATE	FY18/19 PROPOSED
REVENUE							
4601	Assessments - Zone 10D	(579)	(601)	(579)	(595)	(595)	(595)
	TOTAL REVENUE	(579)	(601)	(579)	(595)	(595)	(595)
MAINTENANCE AND OPERATIONS							
6401	Gas and Electric Utilities	12	0	13	13	13	13
6440	Contracted Services	95	0	0	73	73	73
6510	Lease and Rent Expense	0	0	14	14	14	14
6532	Turf Supplies/Lawn/Median Materials	0	0	7	7	7	15
6429	Deferred Maintenance	0	0	0	0	0	0
6706	Intergovernmental Charge--LAZ Admin	0	0	22	22	22	22
6901	Interfund Charges - Parks Maintenance	0	70	129	224	224	379
6904	Interfund Charges - Admin. Overhead	281	276	167	263	263	281
6910	Interfund Charges - Legal Fees	23	22	14	21	21	23
6911	Interfund Charges - Park Admin.	330	326	38	24	24	24
6919	Interfund Charges - Finance	61	60	36	57	57	61
	TOTAL MAINTENANCE AND OPERATIONS	802	753	442	720	720	906
	TOTAL EXPENDITURES	802	753	442	720	720	906

LMD - ZONE 10E ACTIVITIES

45150000

ACCOUNT	DESCRIPTION	FY14/15 ACTUALS	FY15/16 ACTUALS	FY16/17 ACTUAL	FY17/18 ADOPTED	FY17/18 ESTIMATE	FY18/19 PROPOSED
REVENUE							
4601	Assessments - Zone 10E	(434)	(678)	(796)	(806)	(806)	(846)
	TOTAL REVENUE	(434)	(678)	(796)	(806)	(806)	(846)
MAINTENANCE AND OPERATIONS							
6401	Gas and Electric Utilities	21	0	15	15	15	15
6440	Contracted Services	399	0	0	84	84	84
6510	Lease and Rent Expense	0	0	25	25	25	25
6532	Turf Supplies/Lawn/Median Materials	0	0	9	9	9	17
6706	Intergovernmental Charge--LAZ Admin	0	0	23	23	23	23
6901	Interfund Charges - Parks Maintenance	0	311	227	394	394	370
6904	Interfund Charges - Admin. Overhead	289	283	176	270	270	289
6910	Interfund Charges - Legal Fees	23	23	14	22	22	23
6911	Interfund Charges - Park Admin.	440	434	49	42	42	42
6919	Interfund Charges - Finance	63	61	38	59	59	63
	TOTAL MAINTENANCE AND OPERATIONS	1,235	1,112	577	942	942	951
	TOTAL EXPENDITURES	1,235	1,112	577	942	942	951

LMD - ZONE 10F ACTIVITIES

45160000

ACCOUNT	DESCRIPTION	FY14/15 ACTUALS	FY15/16 ACTUALS	FY16/17 ACTUAL	FY17/18 ADOPTED	FY17/18 ESTIMATE	FY18/19 PROPOSED
REVENUE							
4601	Assessments - Zone 10F	(966)	(1,768)	(1,812)	(947)	(947)	(1,811)
	TOTAL REVENUE	(966)	(1,768)	(1,812)	(947)	(947)	(1,811)
MAINTENANCE AND OPERATIONS							
6401	Gas and Electric Utilities	27	0	20	20	20	20
6440	Contracted Services	458	0	0	111	111	111
6510	Lease and Rent Expense	0	0	20	20	20	20
6532	Turf Supplies/Lawn/Median Materials	0	0	11	11	11	22
6706	Intergovernmental Charge--LAZ Admin	0	0	30	30	30	30
6901	Interfund Charges - Parks Maintenance	0	544	301	313	313	259
6904	Interfund Charges - Admin. Overhead	362	356	356	339	339	363
6910	Interfund Charges - Legal Fees	29	29	29	27	27	29
6911	Interfund Charges - Park Admin.	440	434	49	53	53	53
6919	Interfund Charges - Finance	79	77	77	74	74	79
	TOTAL MAINTENANCE AND OPERATIONS	1,395	1,440	893	999	999	988
	TOTAL EXPENDITURES	1,395	1,440	893	999	999	988

LMD - ZONE 10G ACTIVITIES

45170000

ACCOUNT	DESCRIPTION	FY14/15 ACTUALS	FY15/16 ACTUALS	FY16/17 ACTUAL	FY17/18 ADOPTED	FY17/18 ESTIMATE	FY18/19 PROPOSED
REVENUE							
4601	Assessments - Zone 10G	(466)	(1,135)	(1,196)	(1,908)	(1,908)	(1,256)
	TOTAL REVENUE	(466)	(1,135)	(1,196)	(1,908)	(1,908)	(1,256)
MAINTENANCE AND OPERATIONS							
6401	Gas and Electric Utilities	27	0	46	46	46	46
6440	Contracted Services	513	0	0	255	255	255
6510	Lease and Rent Expense	0	0	40	40	40	40
6532	Turf Supplies/Lawn/Median Materials	0	0	26	26	26	52
6706	Intergovernmental Charge--LAZ Admin	0	0	34	34	34	34
6901	Interfund Charges - Parks Maintenance	0	604	598	622	622	611
6904	Interfund Charges - Admin. Overhead	399	392	392	374	374	400
6910	Interfund Charges - Legal Fees	32	32	32	30	30	32
6911	Interfund Charges - Park Admin.	440	434	72	53	53	53
6919	Interfund Charges - Finance	87	85	85	81	81	87
	TOTAL MAINTENANCE AND OPERATIONS	1,498	1,547	1,324	1,561	1,561	1,610
	TOTAL EXPENDITURES	1,498	1,547	1,324	1,561	1,561	1,610

LMD - ZONE 10H ACTIVITIES

45180000

ACCOUNT	DESCRIPTION	FY14/15 ACTUALS	FY15/16 ACTUALS	FY16/17 ACTUAL	FY17/18 ADOPTED	FY17/18 ESTIMATE	FY18/19 PROPOSED
REVENUE							
4355	Transfer In	0	0	0	0	0	0
4601	Assessments - Zone 10H	(501)	(1,295)	(1,352)	(3,579)	(3,579)	(1,447)
	TOTAL REVENUE	(501)	(1,295)	(1,352)	(3,579)	(3,579)	(1,447)
MAINTENANCE AND OPERATIONS							
6401	Gas and Electric Utilities	8	0	67	67	67	67
6440	Contracted Services	471	0	0	367	367	367
6510	Lease and Rent Expense	0	0	112	112	112	112
6532	Turf Supplies/Lawn/Median Materials	0	0	37	37	37	74
6706	Intergovernmental Charge--LAZ Admin	0	0	39	39	39	39
6901	Interfund Charges - Parks Maintenance	0	852	758	1,752	1,752	3,803
6904	Interfund Charges - Admin. Overhead	88	443	199	422	422	451
6910	Interfund Charges - Legal Fees	7	36	16	34	34	37
6911	Interfund Charges - Park Admin.	86	434	54	79	79	79
6919	Interfund Charges - Finance	19	96	43	92	92	98
	TOTAL MAINTENANCE AND OPERATIONS	679	1,861	1,326	3,000	3,000	5,126
	TOTAL EXPENDITURES	679	1,861	1,326	3,000	3,000	5,126

LMD - ZONE 10I ACTIVITIES

45190000

ACCOUNT	DESCRIPTION	FY14/15 ACTUALS	FY15/16 ACTUALS	FY16/17 ACTUAL	FY17/18 ADOPTED	FY17/18 ESTIMATE	FY18/19 PROPOSED
REVENUE							
4355	Transfer In	(2,484)	0	0	0	0	0
4601	Assessments - Zone 10I	0	(841)	(886)	0	0	(886)
	TOTAL REVENUE	(2,484)	(841)	(886)	0	0	(886)
MAINTENANCE AND OPERATIONS							
6401	Gas and Electric Utilities	16	0	10	10	10	10
6440	Contracted Services	349	0	0	54	54	54
6510	Lease and Rent Expense	0	0	13	13	13	13
6532	Turf Supplies/Lawn/Median Materials	0	0	5	5	5	11
6706	Intergovernmental Charges--LAZ Admin	0	0	16	16	16	16
6901	Interfund Charges - Parks Maintenance	0	0	0	200	200	200
6904	Interfund Charges - Admin. Overhead	121	218	218	208	208	222
6910	Interfund Charges - Legal Fees	10	18	18	17	17	18
6911	Interfund Charges - Park Admin.	240	434	2,195	59	59	59
6919	Interfund Charges - Finance	26	47	47	45	45	48
	TOTAL MAINTENANCE AND OPERATIONS	762	717	2,522	627	627	651
	TOTAL EXPENDITURES	762	717	2,522	627	627	651

LMD - ZONE 16 ACTIVITIES

45260000

ACCOUNT	DESCRIPTION	FY14/15 ACTUALS	FY15/16 ACTUALS	FY16/17 ACTUAL	FY17/18 ADOPTED	FY17/18 ESTIMATE	FY18/19 PROPOSED
REVENUE							
4355	Transfer-In	(2,894)	0	0	0	0	0
4601	Assessments - Zone 16	(840)	(840)	(840)	(4,360)	(4,360)	(4,360)
	TOTAL REVENUE	(3,734)	(840)	(840)	(4,360)	(4,360)	(4,360)
MAINTENANCE AND OPERATIONS							
6401	Gas and Electric Utilities	255	255	336	360	360	361
6440	Contracted Services	616	0	0	0	0	0
6510	Lease and Rent Expense	0	0	128	128	128	128
6532	Turf Supplies/Lawn/Median Supplies	0	0	310	310	310	620
6706	Intergovernmental Charge--LAZ Admin Fees	0	0	18	18	18	18
6901	Interfund Charges - Parks Maintenance	0	0	0	2,000	2,000	2,000
6904	Interfund Charges - Admin. Overhead	71	232	3	222	222	237
6910	Interfund Charges - Legal Fees	6	19	0	18	18	19
6911	Interfund Charges - Park Admin.	99	326	404	416	416	416
6919	Interfund Charges - Finance	15	50	1	48	48	51
	TOTAL MAINTENANCE AND OPERATIONS	1,062	882	1,509	3,518	3,518	3,849
	TOTAL EXPENDITURES	1,062	882	1,509	3,518	3,518	3,849

LMD - ZONE 17A ACTIVITIES

45270000

ACCOUNT	DESCRIPTION	FY14/15 ACTUALS	FY15/16 ACTUALS	FY16/17 ACTUAL	FY17/18 ADOPTED	FY17/18 ESTIMATE	FY18/19 PROPOSED
REVENUE							
4601	Assessments - Zone 17A	(3,115)	(7,092)	(7,522)	(5,962)	(5,962)	(5,962)
	TOTAL REVENUE	(3,115)	(7,092)	(7,522)	(5,962)	(5,962)	(5,962)
MAINTENANCE AND OPERATIONS							
6401	Gas and Electric Utilities	219	0	219	219	219	219
6440	Contracted Services	2,281	600	0	675	675	675
6510	Lease and Rent Expense	0	0	196	196	196	196
6532	Turf Supplies/Lawn/Median Supplies	0	0	32	32	32	63
6429	Deferred Maintenance	0	0	0	0	0	0
6706	Intergovernmental Charge--LAZ Admin Fees	0	0	72	72	72	72
6901	Interfund Charges - Parks Maintenance	0	3,123	2,949	5,067	5,067	5,198
6904	Interfund Charges - Admin. Overhead	783	769	769	734	734	784
6910	Interfund Charges - Legal Fees	63	62	62	59	59	63
6911	Interfund Charges - Park Admin.	881	868	90	440	440	440
6919	Interfund Charges - Finance	170	167	167	159	159	170
	TOTAL MAINTENANCE AND OPERATIONS	4,397	5,589	4,588	7,653	7,653	7,881
	TOTAL EXPENDITURES	4,397	5,589	4,588	7,653	7,653	7,881

LMD - ZONE 17C ACTIVITIES

45290000

ACCOUNT	DESCRIPTION	FY14/15 ACTUALS	FY15/16 ACTUALS	FY16/17 ACTUAL	FY17/18 ADOPTED	FY17/18 ESTIMATE	FY18/19 PROPOSED
REVENUE							
4601	Assessments - Zone 17C	(74)	(3,602)	(3,814)	(3,040)	(3,040)	(3,040)
	TOTAL REVENUE	(74)	(3,602)	(3,814)	(3,040)	(3,040)	(3,040)
MAINTENANCE AND OPERATIONS							
6401	Gas and Electric Utilities	125	0	126	126	126	126
6440	Contracted Services	973	0	0	540	540	540
6510	Lease and Rent Expense	0	0	80	80	80	80
6532	Turf Supplies/Lawn/Median Materials	0	83	12	12	12	23
6706	Intergovernmental Charge--LAZ Admin	0	0	26	26	26	26
6901	Interfund Charges - Parks Maintenance	0	1,089	1,209	3,258	3,258	3,235
6904	Interfund Charges - Admin. Overhead	318	312	312	298	298	318
6910	Interfund Charges - Legal Fees	26	25	25	24	24	26
6911	Interfund Charges - Park Admin.	770	760	90	252	252	252
6919	Interfund Charges - Finance	69	68	68	65	65	69
	TOTAL MAINTENANCE AND OPERATIONS	2,281	2,336	1,948	4,679	4,679	4,696
	TOTAL EXPENDITURES	2,281	2,336	1,948	4,679	4,679	4,696

LMD - ZONE 17D ACTIVITIES

45300000

ACCOUNT	DESCRIPTION	FY14/15 ACTUALS	FY15/16 ACTUALS	FY16/17 ACTUAL	FY17/18 ADOPTED	FY17/18 ESTIMATE	FY18/19 PROPOSED
REVENUE							
4601	Assessments - Zone 17D	0	(1,540)	(1,604)	(1,643)	(1,643)	(1,725)
	TOTAL REVENUE	0	(1,540)	(1,604)	(1,643)	(1,643)	(1,725)
MAINTENANCE AND OPERATIONS							
6401	Gas and Electric Utilities	49	0	49	49	49	49
6440	Contracted Services	543	0	0	400	400	400
6510	Lease and Rent Expense	0	0	48	48	48	48
6532	Turf Supplies/Lawn/Median Materials	0	0	7	7	7	14
6706	Intergovernmental Charge--LAZ Admin	0	0	33	33	33	33
6901	Interfund Charges - Parks Maintenance	0	706	715	1,144	1,144	1,186
6904	Interfund Charges - Admin. Overhead	392	385	385	367	367	392
6910	Interfund Charges - Legal Fees	32	31	31	30	30	32
6911	Interfund Charges - Park Admin.	770	760	1,228	98	98	98
6919	Interfund Charges - Finance	85	83	83	80	80	85
	TOTAL MAINTENANCE AND OPERATIONS	1,871	1,965	2,579	2,255	2,255	2,336
	TOTAL EXPENDITURES	1,871	1,965	2,579	2,255	2,255	2,336

LMD - ZONE 20A ACTIVITIES

45320000

ACCOUNT	DESCRIPTION	FY14/15 ACTUALS	FY15/16 ACTUALS	FY16/17 ACTUAL	FY17/18 ADOPTED	FY17/18 ESTIMATE	FY18/19 PROPOSED
REVENUE							
4355	Transfer-In	(528)	0	0	0	0	0
4601	Assessments - Zone 20A	(1,305)	(1,299)	(1,321)	(1,321)	(1,321)	(1,321)
	TOTAL REVENUE	(1,833)	(1,299)	(1,321)	(1,321)	(1,321)	(1,321)
MAINTENANCE AND OPERATIONS							
6401	Gas and Electric Utilities	20	0	19	19	19	19
6440	Contracted Services	657	0	0	68	68	68
6510	Lease and Rent Expense	0	0	33	33	33	33
6532	Turf Supplies/Lawn/Median Supplies	0	0	27	27	27	53
6706	Intergovernmental Charge--LAZ Admin Fees	0	0	25	25	25	25
6901	Interfund Charges - Parks Maintenance	0	676	493	245	245	323
6904	Interfund Charges - Admin. Overhead	311	305	305	291	291	311
6910	Interfund Charges - Legal Fees	25	25	25	24	24	25
6911	Interfund Charges - Park Admin.	110	109	86	38	38	38
6919	Interfund Charges - Finance	67	66	66	63	63	67
	TOTAL MAINTENANCE AND OPERATIONS	1,190	1,180	1,105	832	832	963
	TOTAL EXPENDITURES	1,190	1,180	1,105	832	832	963

LMD - ZONE 20B ACTIVITIES

45330000

ACCOUNT	DESCRIPTION	FY14/15 ACTUALS	FY15/16 ACTUALS	FY16/17 ACTUAL	FY17/18 ADOPTED	FY17/18 ESTIMATE	FY18/19 PROPOSED
REVENUE							
4601	Assessments - Zone 20B	0	0	0	0	0	0
	TOTAL REVENUE	0	0	0	0	0	0
MAINTENANCE AND OPERATIONS							
6401	Gas and Electric Utilities	120	120	166	47	47	178
6440	Contracted Services	816	0	0	180	180	180
6510	Lease and Rent Expense	0	0	45	45	45	45
6532	Turf Supplies/Lawn/Median Materials	0	0	6	6	6	12
6706	Intergovernmental Charge--LAZ Admin	0	0	0	23	23	23
6901	Interfund Charges - Parks Maintenance	0	579	592	332	332	700
6904	Interfund Charges - Admin. Overhead	289	283	173	270	270	289
6910	Interfund Charges - Legal Fees	23	23	14	22	22	23
6911	Interfund Charges - Park Admin.	110	109	31	93	93	93
6919	Interfund Charges - Finance	63	61	37	59	59	63
	TOTAL MAINTENANCE AND OPERATIONS	1,421	1,175	1,063	1,076	1,076	1,605
	TOTAL EXPENDITURES	1,421	1,175	1,063	1,076	1,076	1,605

LMD - ZONE 20C ACTIVITIES

45340000

ACCOUNT	DESCRIPTION	FY14/15 ACTUALS	FY15/16 ACTUALS	FY16/17 ACTUAL	FY17/18 ADOPTED	FY17/18 ESTIMATE	FY18/19 PROPOSED
REVENUE							
4601	Assessments - Zone 20C	(105)	(600)	(632)	(1,249)	(1,249)	(1,311)
	TOTAL REVENUE	(105)	(600)	(632)	(1,249)	(1,249)	(1,311)
MAINTENANCE AND OPERATIONS							
6401	Gas and Electric Utilities	17	0	17	17	17	17
6440	Contracted Services	540	0	0	68	68	68
6510	Lease and Rent Expense	0	0	36	36	36	36
6532	Turf Supplies/Lawn/Median Materials	0	0	4	4	4	7
6706	Intergovernmental Charge--LAZ Admin	0	0	12	12	12	12
6901	Interfund Charges - Parks Maintenance	0	602	542	564	564	478
6904	Interfund Charges - Admin. Overhead	178	174	174	166	166	178
6910	Interfund Charges - Legal Fees	14	14	14	13	13	14
6911	Interfund Charges - Park Admin.	110	109	750	33	33	33
6919	Interfund Charges - Finance	39	38	38	36	36	39
	TOTAL MAINTENANCE AND OPERATIONS	898	936	1,586	949	949	881
	TOTAL EXPENDITURES	898	936	1,586	949	949	881

LMD - ZONE 18 ACTIVITIES

45310000

ACCOUNT	DESCRIPTION	FY14/15 ACTUALS	FY15/16 ACTUALS	FY16/17 ACTUAL	FY17/18 ADOPTED	FY17/18 ESTIMATE	FY18/19 PROPOSED
REVENUE							
4601	Assessments - Zone 18	(4,135)	(4,134)	(4,134)	(4,134)	(4,134)	(4,134)
	TOTAL REVENUE	(4,135)	(4,134)	(4,134)	(4,134)	(4,134)	(4,134)
MAINTENANCE AND OPERATIONS							
6401	Gas and Electric Utilities	667	0	256	256	256	256
6440	Contracted Services	6,636	0	0	923	923	923
6510	Lease and Rent Expense	0	0	53	53	53	53
6532	Turf Supplies/Lawn/Median Materials	0	0	22	22	22	45
6706	Intergovernmental Charge--LAZ Admin Fees	0	0	40	40	40	40
6901	Interfund Charges - Parks Maintenance	0	4,793	797	828	828	840
6904	Interfund Charges - Admin. Overhead	458	450	450	429	429	459
6910	Interfund Charges - Legal Fees	37	36	36	35	35	37
6911	Interfund Charges - Park Admin.	1,211	1,194	35	1,338	1,338	1,338
6919	Interfund Charges - Finance	99	98	98	93	93	100
	TOTAL MAINTENANCE AND OPERATIONS	9,108	6,571	1,810	4,018	4,018	4,091
	TOTAL EXPENDITURES	9,108	6,571	1,810	4,018	4,018	4,091

LMD - ZONE 10A ACTIVITIES

45110000

ACCOUNT	DESCRIPTION	FY14/15 ACTUALS	FY15/16 ACTUALS	FY16/17 ACTUAL	FY17/18 ADOPTED	FY17/18 ESTIMATE	FY18/19 PROPOSED
REVENUE							
4355	Transfer-In	(960)	0	0	0	0	0
4601	Assessments - Zone 10A	(309)	(321)	(321)	(3,808)	(3,808)	(321)
TOTAL REVENUE		(1,269)	(321)	(321)	(3,808)	(3,808)	(321)
MAINTENANCE AND OPERATIONS							
6401	Gas and Electric Utilities	19	0	157	157	157	157
6440	Contracted Services	603	0	0	135	135	135
6510	Lease and Rent Expense	0	0	128	128	128	128
6532	Turf Supplies/Lawn/Median Materials	0	0	0	0	0	0
6429	Deferred Maintenance	0	0	0	0	0	0
6706	Intergovernmental Charge--LAZ Admin Fees	0	0	9	9	9	9
6901	Interfund Charges - Parks Maintenance	0	0	0	2,000	2,000	2,000
6904	Interfund Charges - Admin. Overhead	18	145	0	139	139	148
6910	Interfund Charges - Legal Fees	1	12	0	11	11	12
6911	Interfund Charges - Park Admin.	52	434	14	316	316	316
6919	Interfund Charges - Finance	4	32	0	30	30	32
TOTAL MAINTENANCE AND OPERATIONS		697	623	308	2,925	2,925	2,937
TOTAL EXPENDITURES		697	623	308	2,925	2,925	2,937

LMD - ZONE 15B ACTIVITIES

45240000

ACCOUNT	DESCRIPTION	FY14/15 ACTUALS	FY15/16 ACTUALS	FY16/17 ACTUAL	FY17/18 ADOPTED	FY17/18 ESTIMATE	FY18/19 PROPOSED
REVENUE							
4601	Assessments - Zone 15B	0	0	0	(280)	(280)	(280)
	TOTAL REVENUE	0	0	0	(280)	(280)	(280)
MAINTENANCE AND OPERATIONS							
6401	Gas and Electric Utilities	31	0	30	30	30	30
6440	Contracted Services	222	0	0	0	0	0
6510	Lease and Rent Expense	0	0	13	13	13	13
6532	Turf Supplies/Lawn/Median Materials	0	0	13	13	13	26
6706	Intergovernmental Charge--LAZ Admin Fees	0	0	0	7	7	7
6901	Interfund Charges - Parks Maintenance	0	213	191	199	199	206
6904	Interfund Charges - Admin. Overhead	133	131	131	125	125	133
6910	Interfund Charges - Legal Fees	11	11	11	10	10	11
6911	Interfund Charges - Park Admin.	330	326	56	61	61	61
6919	Interfund Charges - Finance	29	28	28	27	27	29
	TOTAL MAINTENANCE AND OPERATIONS	756	709	486	485	485	517
	TOTAL EXPENDITURES	756	709	486	485	485	517

LMD - ZONE 15C ACTIVITIES

45250000

ACCOUNT	DESCRIPTION	FY14/15 ACTUALS	FY15/16 ACTUALS	FY16/17 ACTUAL	FY17/18 ADOPTED	FY17/18 ESTIMATE	FY18/19 PROPOSED
REVENUE							
4355	Transfer In	0	0	0	0	0	0
4601	Assessments - Zone 15C	0	(440)	(464)	(580)	(580)	(609)
	TOTAL REVENUE	0	(440)	(464)	(580)	(580)	(609)
MAINTENANCE AND OPERATIONS							
6401	Gas and Electric Utilities	31	0	30	30	30	30
6440	Contracted Services	244	0	0	0	0	0
6510	Lease and Rent Expense	0	0	14	14	14	14
6532	Turf Supplies/Lawn/Median Materials	0	0	15	15	15	29
6706	Intergovernmental Charge--LAZ Admin	0	0	8	8	8	8
6901	Interfund Charges - Parks Maintenance	0	222	210	218	218	227
6904	Interfund Charges - Admin. Overhead	141	138	138	132	132	141
6910	Interfund Charges - Legal Fees	11	11	11	11	11	11
6911	Interfund Charges - Park Admin.	330	326	381	61	61	61
6919	Interfund Charges - Finance	31	30	30	29	29	31
	TOTAL MAINTENANCE AND OPERATIONS	788	727	838	517	517	552
	TOTAL EXPENDITURES	788	727	838	517	517	552

LMD - ZONE 17B ACTIVITIES

45280000

ACCOUNT	DESCRIPTION	FY14/15 ACTUALS	FY15/16 ACTUALS	FY16/17 ACTUAL	FY17/18 ADOPTED	FY17/18 ESTIMATE	FY18/19 PROPOSED
REVENUE							
	Donations From Zone 17B Property Owners	0	0	0	0	0	0
4355	Transfer-In	0	0	0	0	0	0
4601	Assessments - Zone 17B	(269)	(3,740)	(3,740)	(2,700)	(2,700)	(2,700)
	TOTAL REVENUE	(269)	(3,740)	(3,740)	(2,700)	(2,700)	(2,700)
MAINTENANCE AND OPERATIONS							
6401	Gas and Electric Utilities	13	0	49	49	49	49
6440	Contracted Services	129	0	0	1,193	1,193	1,193
6510	Lease and Rent Expense	0	0	59	59	59	59
6532	Turf Supplies/Lawn/Median Materials	0	0	5	5	5	10
6706	Intergovernmental Charge--LAZ Admin Fees	0	0	24	24	24	24
6901	Interfund Charges - Parks Maintenance	0	998	890	2,926	2,926	2,409
6904	Interfund Charges - Admin. Overhead	77	290	290	277	277	296
6910	Interfund Charges - Legal Fees	6	23	23	22	22	24
6911	Interfund Charges - Park Admin.	115	434	231	98	98	98
6919	Interfund Charges - Finance	17	63	63	60	60	64
	TOTAL MAINTENANCE AND OPERATIONS	357	1,809	1,640	4,713	4,713	4,226
	TOTAL EXPENDITURES	357	1,809	1,640	4,713	4,713	4,226

LMD - ZONE 21A ACTIVITIES

45350000

ACCOUNT	DESCRIPTION	FY14/15 ACTUALS	FY15/16 ACTUALS	FY16/17 ACTUAL	FY17/18 ADOPTED	FY17/18 ESTIMATE	FY18/19 PROPOSED
REVENUE							
4601	Assessments - Zone 21A	(76)	0	0	0	0	0
	TOTAL REVENUE	(76)	0	0	0	0	0
MAINTENANCE AND OPERATIONS							
6401	Gas and Electric Utilities	407	0	0	0	0	0
6440	Contracted Services	3,672	0	0	1,710	1,710	1,710
6510	Lease and Rent Expense	0	0	246	246	246	246
6532	Turf Supplies/Lawn/Median Supplies	0	0	7	7	7	14
6429	Deferred Maintenance	0	0	0	0	0	0
6706	Intergovernmental Charge--LAZ Admin Fees	0	0	0	32	32	32
6901	Interfund Charges - Parks Maintenance	0	0	2,510	4,848	4,848	3,848
6904	Interfund Charges - Admin. Overhead	385	377	0	360	360	385
6910	Interfund Charges - Legal Fees	31	31	0	29	29	31
6911	Interfund Charges - Park Admin.	1,321	1,302	215	817	817	817
6919	Interfund Charges - Finance	83	82	0	78	78	84
	TOTAL MAINTENANCE AND OPERATIONS	5,899	1,792	2,985	8,127	8,127	7,167
	TOTAL EXPENDITURES	5,899	1,792	2,985	8,127	8,127	7,167

LMD - ZONE 21B ACTIVITIES

45360000

ACCOUNT	DESCRIPTION	FY14/15 ACTUALS	FY15/16 ACTUALS	FY16/17 ACTUAL	FY17/18 ADOPTED	FY17/18 ESTIMATE	FY18/19 PROPOSED
REVENUE							
4601	Assessments - Zone 21B	(2,810)	(3,554)	(3,604)	(2,827)	(2,827)	(2,968)
	TOTAL REVENUE	(2,810)	(3,554)	(3,604)	(2,827)	(2,827)	(2,968)
MAINTENANCE AND OPERATIONS							
6401	Gas and Electric Utilities	117	0	117	117	117	117
6440	Contracted Services	1,082	0	0	293	293	293
6510	Lease and Rent Expense	0	0	73	73	73	73
6532	Turf Supplies/Lawn/Median Materials	0	0	2	2	2	4
6706	Intergovernmental Charge--LAZ Admin	0	0	53	53	53	53
6901	Interfund Charges - Parks Maintenance	0	1,194	1,092	2,136	2,136	2,192
6904	Interfund Charges - Admin. Overhead	591	581	581	554	554	592
6910	Interfund Charges - Legal Fees	48	47	47	45	45	48
6911	Interfund Charges - Park Admin.	660	651	989	234	234	234
6919	Interfund Charges - Finance	128	126	126	120	120	128
	TOTAL MAINTENANCE AND OPERATIONS	2,626	2,598	3,080	3,626	3,626	3,734
	TOTAL EXPENDITURES	2,626	2,598	3,080	3,626	3,626	3,734

LMD - ZONE 21C ACTIVITIES

45370000

ACCOUNT	DESCRIPTION	FY14/15 ACTUALS	FY15/16 ACTUALS	FY16/17 ACTUAL	FY17/18 ADOPTED	FY17/18 ESTIMATE	FY18/19 PROPOSED
REVENUE							
4601	Assessments - Zone 21C	0	0	0	(11,215)	(11,215)	(9,869)
	TOTAL REVENUE	0	0	0	(11,215)	(11,215)	(9,869)
MAINTENANCE AND OPERATIONS							
6401	Gas and Electric Utilities	537	0	537	537	537	537
6440	Contracted Services	4,757	0	0	765	765	765
6510	Lease and Rent Expense	0	0	323	322	322	322
6532	Turf Supplies/Lawn/Median Materials	0	131	9	9	9	18
6429	Deferred Maintenance	0	0	0	0	0	0
6706	Intergovernmental Charge--LAZ Admin Fees	0	0	0	63	63	63
6901	Interfund Charges - Parks Maintenance	0	5,118	4,850	5,044	5,044	5,218
6904	Interfund Charges - Admin. Overhead	695	682	682	651	651	696
6910	Interfund Charges - Legal Fees	56	55	55	53	53	56
6911	Interfund Charges - Park Admin.	1,211	1,194	486	1,078	1,078	1,078
6919	Interfund Charges - Finance	151	148	148	141	141	151
	TOTAL MAINTENANCE AND OPERATIONS	7,407	7,328	7,091	8,664	8,664	8,905
	TOTAL EXPENDITURES	7,407	7,328	7,091	8,664	8,664	8,905

LMD - ZONE 21D ACTIVITIES

45380000

ACCOUNT	DESCRIPTION	FY14/15 ACTUALS	FY15/16 ACTUALS	FY16/17 ACTUAL	FY17/18 ADOPTED	FY17/18 ESTIMATE	FY18/19 PROPOSED
REVENUE							
4601	Assessments - Zone 21D	0	(2,420)	0	(12,086)	(12,086)	(12,690)
	TOTAL REVENUE	0	(2,420)	0	(12,086)	(12,086)	(12,690)
MAINTENANCE AND OPERATIONS							
6401	Gas and Electric Utilities	264	0	264	264	264	264
6440	Contracted Services	2,382	0	0	833	833	833
6510	Lease and Rent Expense	0	0	161	161	161	161
6532	Turf Supplies/Lawn/Median Materials	0	152	4	4	4	9
6706	Intergovernmental Charge--LAZ Admin Fees	0	0	0	40	40	40
6901	Interfund Charges - Parks Maintenance	0	2,623	2,417	2,514	2,514	2,613
6904	Interfund Charges - Admin. Overhead	458	450	450	429	429	459
6910	Interfund Charges - Legal Fees	37	36	36	35	35	37
6911	Interfund Charges - Park Admin.	1,211	1,194	40	530	530	530
6919	Interfund Charges - Finance	99	98	98	93	93	100
	TOTAL MAINTENANCE AND OPERATIONS	4,451	4,553	3,471	4,903	4,903	5,045
	TOTAL EXPENDITURES	4,451	4,553	3,471	4,903	4,903	5,045

LMD - ZONE 26 ACTIVITIES

45430000

ACCOUNT	DESCRIPTION	FY14/15 ACTUALS	FY15/16 ACTUALS	FY16/17 ACTUAL	FY17/18 ADOPTED	FY17/18 ESTIMATE	FY18/19 PROPOSED
REVENUE							
4601	Assesments - Zone 26	0	(1,068)	(1,149)	(2,191)	(2,191)	(1,305)
	TOTAL REVENUE	0	(1,068)	(1,149)	(2,191)	(2,191)	(1,305)
MAINTENANCE AND OPERATIONS							
6401	Gas and Electric Utilities	130	109	152	22	22	142
6440	Contracted Services	286	0	0	113	113	0
6510	Lease and Rent Expense	0	0	24	24	24	24
6532	Turf Supplies/Lawn/Median Materials	0	0	10	10	10	21
6429	Deferred Maintenance	0	0	0	0	0	0
6706	Intergovernmental Charge--LAZ Admin Fees	0	0	58	58	58	58
6901	Interfund Charges - Parks Maintenance	0	271	163	377	377	870
6904	Interfund Charges - Admin. Overhead	636	624	278	595	595	636
6910	Interfund Charges - Legal Fees	51	50	22	48	48	51
6911	Interfund Charges - Park Admin.	330	326	108	44	44	44
6919	Interfund Charges - Finance	138	135	60	129	129	138
	TOTAL MAINTENANCE AND OPERATIONS	1,571	1,516	877	1,421	1,421	1,985
	TOTAL EXPENDITURES	1,571	1,516	877	1,421	1,421	1,985

LMD - ZONE 26B ACTIVITIES

45440000

ACCOUNT	DESCRIPTION	FY14/15 ACTUALS	FY15/16 ACTUALS	FY16/17 ACTUAL	FY17/18 ADOPTED	FY17/18 ESTIMATE	FY18/19 PROPOSED
REVENUE							
4355	Transfer In	(744)	0	0	0	0	0
4601	Assessments - Zone 26B	(1,395)	(1,433)	(1,534)	(1,596)	(1,596)	(1,696)
	TOTAL REVENUE	(2,139)	(1,433)	(1,534)	(1,596)	(1,596)	(1,696)
MAINTENANCE AND OPERATIONS							
6401	Gas and Electric Utilities	36	0	59	59	59	59
6440	Contracted Services	982	0	0	225	225	225
6510	Lease and Rent Expense	0	0	96	96	96	96
6532	Turf Supplies/Lawn/Median Materials	0	0	43	43	43	85
6706	Intergovernmental Charge--LAZ Admin Fees	0	0	45	45	45	45
6901	Interfund Charges - Parks Maintenance	0	973	792	1,272	1,272	2,395
6904	Interfund Charges - Admin. Overhead	312	501	284	478	478	511
6910	Interfund Charges - Legal Fees	25	41	23	39	39	41
6911	Interfund Charges - Park Admin.	202	326	41	118	118	118
6919	Interfund Charges - Finance	68	109	62	104	104	111
	TOTAL MAINTENANCE AND OPERATIONS	1,625	1,948	1,443	2,477	2,477	3,685
	TOTAL EXPENDITURES	1,625	1,948	1,443	2,477	2,477	3,685

LMD - ZONE 26C ACTIVITIES

45450000

ACCOUNT	DESCRIPTION	FY14/15 ACTUALS	FY15/16 ACTUALS	FY16/17 ACTUAL	FY17/18 ADOPTED	FY17/18 ESTIMATE	FY18/19 PROPOSED
REVENUE							
4601	Assessments - Zone 26C	(823)	(858)	(905)	(905)	(905)	(950)
	TOTAL REVENUE	(823)	(858)	(905)	(905)	(905)	(950)
MAINTENANCE AND OPERATIONS							
6401	Gas and Electric Utilities	22	0	22	22	22	22
6440	Contracted Services	191	0	0	113	113	113
6510	Lease and Rent Expense	0	0	10	10	10	10
6532	Turf Supplies/Lawn/Median Materials	0	0	7	7	7	14
6706	Intergovernmental Charge--LAZ Admin Fees	0	0	38	38	38	38
6901	Interfund Charges - Parks Maintenance	0	241	128	257	257	310
6904	Interfund Charges - Admin. Overhead	444	435	368	415	415	444
6910	Interfund Charges - Legal Fees	36	35	30	34	34	36
6911	Interfund Charges - Park Admin.	330	326	108	44	44	44
6919	Interfund Charges - Finance	96	95	80	90	90	96
	TOTAL MAINTENANCE AND OPERATIONS	1,119	1,131	792	1,030	1,030	1,128
	TOTAL EXPENDITURES	1,119	1,131	792	1,030	1,030	1,128

LMD - ZONE 26D ACTIVITIES

45460000

ACCOUNT	DESCRIPTION	FY14/15 ACTUALS	FY15/16 ACTUALS	FY16/17 ACTUAL	FY17/18 ADOPTED	FY17/18 ESTIMATE	FY18/19 PROPOSED
REVENUE							
4355	Transfer In	0	0	0	0	0	0
4601	Assessments - Zone 26D	(564)	(579)	(610)	(1,703)	(1,703)	(680)
	TOTAL REVENUE	(564)	(579)	(610)	(1,703)	(1,703)	(680)
MAINTENANCE AND OPERATIONS							
6401	Gas and Electric Utilities	28	0	59	59	59	59
6440	Contracted Services	296	0	0	338	338	0
6510	Lease and Rent Expense	0	0	37	37	37	37
6532	Turf Supplies/Lawn/Median Materials	0	0	16	16	16	32
6706	Intergovernmental Charge--LAZ Admin	0	0	17	17	17	17
6901	Interfund Charges - Parks Maintenance	0	364	224	582	582	1,499
6904	Interfund Charges - Admin. Overhead	109	225	92	215	215	229
6910	Interfund Charges - Legal Fees	9	18	7	17	17	19
6911	Interfund Charges - Park Admin.	158	326	76	118	118	118
6919	Interfund Charges - Finance	24	49	20	47	47	50
	TOTAL MAINTENANCE AND OPERATIONS	624	981	549	1,446	1,446	2,061
	TOTAL EXPENDITURES	624	981	549	1,446	1,446	2,061

LMD - ZONE 27 ACTIVITIES

45470000

ACCOUNT	DESCRIPTION	FY14/15 ACTUALS	FY15/16 ACTUALS	FY16/17 ACTUAL	FY17/18 ADOPTED	FY17/18 ESTIMATE	FY18/19 PROPOSED
REVENUE							
4601	Assessments - Zone 27	(1,417)	(1,609)	(1,609)	(1,382)	(1,382)	(1,451)
	TOTAL REVENUE	(1,417)	(1,609)	(1,609)	(1,382)	(1,382)	(1,451)
MAINTENANCE AND OPERATIONS							
6401	Gas and Electric Utilities	41	0	41	41	41	41
6440	Contracted Services	380	0	0	203	203	203
6510	Lease and Rent Expense	0	0	31	31	31	31
6532	Turf Supplies/Lawn/Median Materials	0	60	3	3	3	5
6706	Intergovernmental Charge--LAZ Admin Fees	0	0	34	34	34	34
6901	Interfund Charges - Parks Maintenance	0	452	467	785	785	795
6904	Interfund Charges - Admin. Overhead	399	392	392	374	374	400
6910	Interfund Charges - Legal Fees	32	32	32	30	30	32
6911	Interfund Charges - Park Admin.	330	326	315	83	83	83
6919	Interfund Charges - Finance	87	85	85	81	81	87
	TOTAL MAINTENANCE AND OPERATIONS	1,269	1,346	1,400	1,665	1,665	1,711
	TOTAL EXPENDITURES	1,269	1,346	1,400	1,665	1,665	1,711

LMD - ZONE 27B ACTIVITIES

45480000

ACCOUNT	DESCRIPTION	FY14/15 ACTUALS	FY15/16 ACTUALS	FY16/17 ACTUAL	FY17/18 ADOPTED	FY17/18 ESTIMATE	FY18/19 PROPOSED
REVENUE							
4601	Assessments - Zone 27B	(1,551)	(3,533)	(3,491)	(1,207)	(1,207)	(1,267)
	TOTAL REVENUE	(1,551)	(3,533)	(3,491)	(1,207)	(1,207)	(1,267)
MAINTENANCE AND OPERATIONS							
6401	Gas and Electric Utilities	220	120	291	171	171	288
6440	Contracted Services	1,516	0	0	315	315	315
6510	Lease and Rent Expense	0	0	54	54	54	54
6532	Turf Supplies/Lawn/Median Materials	0	0	9	9	9	17
6706	Intergovernmental Charge--LAZ Admin Fees	0	0	32	32	32	32
6901	Interfund Charges - Parks Maintenance	0	1,749	1,817	1,350	1,350	1,374
6904	Interfund Charges - Admin. Overhead	385	377	377	360	360	385
6910	Interfund Charges - Legal Fees	31	31	31	29	29	31
6911	Interfund Charges - Park Admin.	330	326	332	344	344	344
6919	Interfund Charges - Finance	83	82	82	78	78	84
	TOTAL MAINTENANCE AND OPERATIONS	2,565	2,684	3,026	2,742	2,742	2,924
	TOTAL EXPENDITURES	2,565	2,684	3,026	2,742	2,742	2,924

LMD - ZONE 28 ACTIVITIES

45490000

ACCOUNT	DESCRIPTION	FY14/15 ACTUALS	FY15/16 ACTUALS	FY16/17 ACTUAL	FY17/18 ADOPTED	FY17/18 ESTIMATE	FY18/19 PROPOSED
REVENUE							
4355	Transfer In	0	0	0	0	0	0
4601	Assessments - Zone 28	0	0	0	0	0	(880)
	TOTAL REVENUE	0	0	0	0	0	(880)
MAINTENANCE AND OPERATIONS							
6401	Gas and Electric Utilities	180	0	180	180	180	180
6440	Contracted Services	1,533	0	0	633	633	833
6510	Lease and Rent Expense	0	0	120	120	120	120
6532	Turf Supplies/Lawn/Median Materials	0	0	46	46	46	93
6706	Intergovernmental Charge--LAZ Admin Fees	0	0	0	108	108	108
6901	Interfund Charges - Parks Maintenance	0	1,671	1,805	1,877	1,877	1,738
6904	Interfund Charges - Admin. Overhead	1,138	1,118	1,118	1,066	1,066	1,140
6910	Interfund Charges - Legal Fees	92	90	90	86	86	92
6911	Interfund Charges - Park Admin.	770	760	81	362	362	362
6919	Interfund Charges - Finance	247	243	243	231	231	247
	TOTAL MAINTENANCE AND OPERATIONS	3,960	3,881	3,729	4,710	4,710	4,912
	TOTAL EXPENDITURES	3,960	3,881	3,729	4,710	4,710	4,912

LMD - ZONE 28B ACTIVITIES

45500000

ACCOUNT	DESCRIPTION	FY14/15 ACTUALS	FY15/16 ACTUALS	FY16/17 ACTUAL	FY17/18 ADOPTED	FY17/18 ESTIMATE	FY18/19 PROPOSED
REVENUE							
4601	Assessments - Zone 28B	(25)	0	(112)	(1,160)	(1,160)	(1,218)
	TOTAL REVENUE	(25)	0	(112)	(1,160)	(1,160)	(1,218)
MAINTENANCE AND OPERATIONS							
6401	Gas and Electric Utilities	44	0	44	44	44	44
6440	Contracted Services	147	0	0	180	180	180
6510	Lease and Rent Expense	0	0	17	17	17	17
6532	Turf Supplies/Lawn/Median Materials	0	0	8	8	8	15
6706	Intergovernmental Charge--LAZ Admin Fees	0	0	0	55	55	55
6901	Interfund Charges - Parks Maintenance	0	218	253	263	263	261
6904	Interfund Charges - Admin. Overhead	614	602	602	574	574	614
6910	Interfund Charges - Legal Fees	50	49	49	46	46	50
6911	Interfund Charges - Park Admin.	330	326	208	88	88	88
6919	Interfund Charges - Finance	133	131	131	125	125	133
	TOTAL MAINTENANCE AND OPERATIONS	1,318	1,326	1,319	1,401	1,401	1,457
	TOTAL EXPENDITURES	1,318	1,326	1,319	1,401	1,401	1,457

LMD - ZONE 29 ACTIVITIES

45510000

ACCOUNT	DESCRIPTION	FY14/15 ACTUALS	FY15/16 ACTUALS	FY16/17 ACTUAL	FY17/18 ADOPTED	FY17/18 ESTIMATE	FY18/19 PROPOSED
REVENUE							
4601	Assessments - Zone 29	(4,029)	(5,636)	(5,902)	(5,149)	(5,149)	(5,407)
	TOTAL REVENUE	(4,029)	(5,636)	(5,902)	(5,149)	(5,149)	(5,407)
MAINTENANCE AND OPERATIONS							
6401	Gas and Electric Utilities	112	0	113	113	113	113
6440	Contracted Services	2,261	0	0	495	495	495
6510	Lease and Rent Expense	0	0	187	187	187	187
6532	Turf Supplies/Lawn/Median Materials	0	0	10	10	10	21
6429	Deferred Maintenance	0	0	0	0	0	0
6706	Intergovernmental Charge--LAZ Admin Fees	0	0	52	52	52	52
6901	Interfund Charges - Parks Maintenance	0	2,983	2,809	3,421	3,421	3,536
6904	Interfund Charges - Admin. Overhead	577	566	566	540	540	577
6910	Interfund Charges - Legal Fees	47	46	46	44	44	47
6911	Interfund Charges - Park Admin.	881	868	208	226	226	226
6919	Interfund Charges - Finance	125	123	123	117	117	125
	TOTAL MAINTENANCE AND OPERATIONS	4,003	4,586	4,123	5,204	5,204	5,378
	TOTAL EXPENDITURES	4,003	4,586	4,123	5,204	5,204	5,378

LMD - ZONE 29B ACTIVITIES

45520000

ACCOUNT	DESCRIPTION	FY14/15 ACTUALS	FY15/16 ACTUALS	FY16/17 ACTUAL	FY17/18 ADOPTED	FY17/18 ESTIMATE	FY18/19 PROPOSED
REVENUE							
4355	Transfer In	0	0	0	0	0	0
4601	Assessments - Zone 29B	(4,352)	(3,605)	(3,510)	(1,369)	(1,369)	(1,437)
	TOTAL REVENUE	(4,352)	(3,605)	(3,510)	(1,369)	(1,369)	(1,437)
MAINTENANCE AND OPERATIONS							
6401	Gas and Electric Utilities	112	0	113	113	113	113
6440	Contracted Services	904	0	0	495	495	495
6510	Lease and Rent Expense	0	0	75	75	75	75
6532	Turf Supplies/Lawn/Median Materials	0	0	6	6	6	12
6706	Intergovernmental Charge--LAZ Admin Fees	0	0	29	29	29	29
6901	Interfund Charges - Parks Maintenance	0	1,180	1,135	2,381	2,381	2,439
6904	Interfund Charges - Admin. Overhead	348	341	341	325	325	348
6910	Interfund Charges - Legal Fees	28	28	28	26	26	28
6911	Interfund Charges - Park Admin.	1,211	1,194	116	226	226	226
6919	Interfund Charges - Finance	75	74	74	71	71	75
	TOTAL MAINTENANCE AND OPERATIONS	2,678	2,817	1,917	3,747	3,747	3,840
	TOTAL EXPENDITURES	2,678	2,817	1,917	3,747	3,747	3,840

LMD - ZONE 29C ACTIVITIES

45530000

ACCOUNT	DESCRIPTION	FY14/15 ACTUALS	FY15/16 ACTUALS	FY16/17 ACTUAL	FY17/18 ADOPTED	FY17/18 ESTIMATE	FY18/19 PROPOSED
REVENUE							
4601	Assessments - Zone 29C	(1,673)	(1,748)	(1,842)	(1,221)	(1,221)	(1,615)
	TOTAL REVENUE	(1,673)	(1,748)	(1,842)	(1,221)	(1,221)	(1,615)
MAINTENANCE AND OPERATIONS							
6401	Gas and Electric Utilities	120	120	173	63	63	194
6440	Contracted Services	245	0	0	495	495	495
6510	Lease and Rent Expense	0	0	20	20	20	20
6532	Turf Supplies/Lawn/Median Materials	0	0	1	1	1	3
6706	Intergovernmental Charge--LAZ Admin	0	0	14	14	14	14
6901	Interfund Charges - Parks Maintenance	0	336	302	1,014	1,014	1,054
6904	Interfund Charges - Admin. Overhead	200	196	196	187	187	200
6910	Interfund Charges - Legal Fees	16	16	16	15	15	16
6911	Interfund Charges - Park Admin.	1,211	1,194	208	127	127	127
6919	Interfund Charges - Finance	43	43	43	41	41	43
	TOTAL MAINTENANCE AND OPERATIONS	1,835	1,903	972	1,977	1,977	2,167
	TOTAL EXPENDITURES	1,835	1,903	972	1,977	1,977	2,167

LMD - ZONE 29E ACTIVITIES

45550000

ACCOUNT	DESCRIPTION	FY14/15 ACTUALS	FY15/16 ACTUALS	FY16/17 ACTUAL	FY17/18 ADOPTED	FY17/18 ESTIMATE	FY18/19 PROPOSED
REVENUE							
4601	Assessments - Zone 29E	(2,402)	(2,268)	(2,689)	(1,394)	(1,394)	(2,039)
	TOTAL REVENUE	(2,402)	(2,268)	(2,689)	(1,394)	(1,394)	(2,039)
MAINTENANCE AND OPERATIONS							
6401	Gas and Electric Utilities	75	0	75	75	75	75
6440	Contracted Services	697	0	0	495	495	495
6510	Lease and Rent Expense	0	0	35	35	35	35
6532	Turf Supplies/Lawn/Median Materials	0	0	2	2	2	4
6706	Intergovernmental Charge--LAZ Admin	0	0	18	18	18	18
6901	Interfund Charges - Parks Maintenance	0	567	533	1,754	1,754	1,772
6904	Interfund Charges - Admin. Overhead	237	232	232	222	222	237
6910	Interfund Charges - Legal Fees	19	19	19	18	18	19
6911	Interfund Charges - Park Admin.	1,211	1,194	58	151	151	151
6919	Interfund Charges - Finance	51	50	50	48	48	51
	TOTAL MAINTENANCE AND OPERATIONS	2,290	2,062	1,023	2,819	2,819	2,859
	TOTAL EXPENDITURES	2,290	2,062	1,023	2,819	2,819	2,859

LMD - ZONE 29D ACTIVITIES

45540000

ACCOUNT	DESCRIPTION	FY14/15 ACTUALS	FY15/16 ACTUALS	FY16/17 ACTUAL	FY17/18 ADOPTED	FY17/18 ESTIMATE	FY18/19 PROPOSED
REVENUE							
4601	Assessments - Zone 29D	(2,466)	(3,291)	(3,174)	(2,239)	(2,239)	(2,351)
	TOTAL REVENUE	(2,466)	(3,291)	(3,174)	(2,239)	(2,239)	(2,351)
MAINTENANCE AND OPERATIONS							
6401	Gas and Electric Utilities	112	0	113	113	113	113
6440	Contracted Services	0	0	0	495	495	495
6510	Lease and Rent Expense	0	0	70	70	70	70
6532	Turf Supplies/Lawn/Median Materials	885	0	5	5	5	10
6706	Intergovernmental Charge--LAZ Admin Fees	0	0	26	26	26	26
6901	Interfund Charges - Parks Maintenance	0	1,094	1,046	1,788	1,788	1,804
6904	Interfund Charges - Admin. Overhead	318	312	312	298	298	318
6910	Interfund Charges - Legal Fees	26	25	25	24	24	26
6911	Interfund Charges - Park Admin.	1,211	1,194	139	226	226	226
6919	Interfund Charges - Finance	69	68	68	65	65	69
	TOTAL MAINTENANCE AND OPERATIONS	2,621	2,693	1,804	3,109	3,109	3,157
	TOTAL EXPENDITURES	2,621	2,693	1,804	3,109	3,109	3,157

LMD - ZONE 30 ACTIVITIES

45560000

ACCOUNT	DESCRIPTION	FY14/15 ACTUALS	FY15/16 ACTUALS	FY16/17 ACTUAL	FY17/18 ADOPTED	FY17/18 ESTIMATE	FY18/19 PROPOSED
REVENUE							
4601	Assessments - Zone 30	(1,179)	(1,606)	(1,664)	(1,420)	(1,420)	(2,230)
	TOTAL REVENUE	(1,179)	(1,606)	(1,664)	(1,420)	(1,420)	(2,230)
MAINTENANCE AND OPERATIONS							
6401	Gas and Electric Utilities	31	0	31	31	31	31
6440	Contracted Services	684	0	0	135	135	135
6510	Lease and Rent Expense	0	0	52	52	52	52
6532	Turf Supplies/Lawn/Median Materials	0	0	3	3	3	6
6706	Intergovernmental Charge--LAZ Admin Fees	0	0	22	22	22	22
6901	Interfund Charges - Parks Maintenance	0	764	776	1,007	1,007	1,052
6904	Interfund Charges - Admin. Overhead	281	276	276	263	263	281
6910	Interfund Charges - Legal Fees	23	22	22	21	21	23
6911	Interfund Charges - Park Admin.	110	109	2,286	63	63	63
6919	Interfund Charges - Finance	61	60	60	57	57	61
	TOTAL MAINTENANCE AND OPERATIONS	1,190	1,231	3,529	1,655	1,655	1,726
	TOTAL EXPENDITURES	1,190	1,231	3,529	1,655	1,655	1,726

LMD - ZONE 23 ACTIVITIES

45390000

ACCOUNT	DESCRIPTION	FY14/15 ACTUALS	FY15/16 ACTUALS	FY16/17 ACTUAL	FY17/18 ADOPTED	FY17/18 ESTIMATE	FY18/19 PROPOSED
REVENUE							
4601	Assessments - Zone 23	(322)	(322)	(322)	(322)	(322)	(322)
	TOTAL REVENUE	(322)	(322)	(322)	(322)	(322)	(322)
MAINTENANCE AND OPERATIONS							
6401	Gas and Electric Utilities	22	0	10	10	10	10
6440	Contracted Services	600	0	0	68	68	68
6510	Lease and Rent Expense	0	0	0	0	0	0
6532	Turf Supplies/Lawn/Median Materials	0	0	0	0	0	0
6706	Intergovernmental Charge--LAZ Admin	0	0	0	0	0	0
6901	Interfund Charges - Parks Maintenance	0	0	0	0	0	0
6904	Interfund Charges - Admin. Overhead	126	123	0	118	118	126
6910	Interfund Charges - Legal Fees	10	10	0	10	10	10
6911	Interfund Charges - Park Admin.	110	109	1,362	44	44	44
6919	Interfund Charges - Finance	27	27	0	26	26	27
	TOTAL MAINTENANCE AND OPERATIONS	895	269	1,373	275	275	285
	TOTAL EXPENDITURES	895	269	1,373	275	275	285

LMD - ZONE 24 ACTIVITIES

45400000

ACCOUNT	DESCRIPTION	FY14/15 ACTUALS	FY15/16 ACTUALS	FY16/17 ACTUAL	FY17/18 ADOPTED	FY17/18 ESTIMATE	FY18/19 PROPOSED
REVENUE							
4355	Transfer-In	0	0	0	0	0	0
4601	Assessments - Zone 24	(7,001)	(10,826)	(11,701)	(12,025)	(12,025)	(12,783)
	TOTAL REVENUE	(7,001)	(10,826)	(11,701)	(12,025)	(12,025)	(12,783)
MAINTENANCE AND OPERATIONS							
6401	Gas and Electric Utilities	797	390	1,238	740	740	1,171
6440	Contracted Services	5,460	0	0	1,643	1,643	1,643
6510	Lease and Rent Expense	0	0	500	500	500	500
6532	Turf Supplies/Lawn/Median Materials	0	462	64	64	64	128
6706	Intergovernmental Charge--LAZ Admin	0	0	35	35	35	35
6901	Interfund Charges - Parks Maintenance	0	7,709	7,527	7,329	7,329	7,594
6904	Interfund Charges - Admin. Overhead	337	406	406	388	388	414
6910	Interfund Charges - Legal Fees	27	33	33	31	31	34
6911	Interfund Charges - Park Admin.	358	434	253	1,484	1,484	1,484
6919	Interfund Charges - Finance	73	88	88	84	84	90
	TOTAL MAINTENANCE AND OPERATIONS	7,052	9,523	10,146	12,299	12,299	13,094
	TOTAL EXPENDITURES	7,052	9,523	10,146	12,299	12,299	13,094

LMD - ZONE 25C ACTIVITIES

45410000

ACCOUNT	DESCRIPTION	FY14/15 ACTUALS	FY15/16 ACTUALS	FY16/17 ACTUAL	FY17/18 ADOPTED	FY17/18 ESTIMATE	FY18/19 PROPOSED
REVENUE							
4355	Transfer In	(447)	0	0	0	0	0
4601	Assessments - Zone 25C	(1,407)	(1,489)	(1,530)	(1,530)	(1,530)	(1,606)
	TOTAL REVENUE	(1,854)	(1,489)	(1,530)	(1,530)	(1,530)	(1,606)
MAINTENANCE AND OPERATIONS							
6401	Gas and Electric Utilities	73	0	137	137	137	137
6440	Contracted Services	1,053	0	0	360	360	360
6510	Lease and Rent Expense	0	0	64	64	64	64
6532	Turf Supplies/Lawn/Median Materials	0	118	9	9	9	17
6706	Intergovernmental Charge--LAZ Admin.	0	0	31	31	31	31
6901	Interfund Charges - Parks Maintenance	0	697	724	850	850	1,000
6904	Interfund Charges - Admin. Overhead	196	363	174	346	346	370
6910	Interfund Charges - Legal Fees	16	29	14	28	28	30
6911	Interfund Charges - Park Admin.	351	651	253	276	276	276
6919	Interfund Charges - Finance	43	79	38	75	75	80
	TOTAL MAINTENANCE AND OPERATIONS	1,732	1,937	1,444	2,176	2,176	2,366
	TOTAL EXPENDITURES	1,732	1,937	1,444	2,176	2,176	2,366

LMD - ZONE 25D ACTIVITIES

45420000

ACCOUNT	DESCRIPTION	FY14/15 ACTUALS	FY15/16 ACTUALS	FY16/17 ACTUAL	FY17/18 ADOPTED	FY17/18 ESTIMATE	FY18/19 PROPOSED
REVENUE							
4601	Assessments - Zone 25D	(1,322)	(3,128)	(3,559)	(3,089)	(3,089)	(2,440)
	TOTAL REVENUE	(1,322)	(3,128)	(3,559)	(3,089)	(3,089)	(2,440)
MAINTENANCE AND OPERATIONS							
6401	Gas and Electric Utilities	137	0	137	137	137	137
6440	Contracted Services	1,173	0	0	360	360	360
6510	Lease and Rent Expense	0	0	69	69	69	69
6532	Turf Supplies/Lawn/Median Materials	0	87	8	8	8	16
6706	Intergovernmental Charge--LAZ Admin	0	0	29	29	29	29
6901	Interfund Charges - Parks Maintenance	0	1,045	1,034	1,075	1,075	1,107
6904	Interfund Charges - Admin. Overhead	348	341	341	325	325	348
6910	Interfund Charges - Legal Fees	28	28	28	26	26	28
6911	Interfund Charges - Park Admin.	660	651	41	276	276	276
6919	Interfund Charges - Finance	75	74	74	71	71	75
	TOTAL MAINTENANCE AND OPERATIONS	2,421	2,226	1,760	2,376	2,376	2,445
	TOTAL EXPENDITURES	2,421	2,226	1,760	2,376	2,376	2,445

LMD - ZONE 31A ACTIVITIES

45570000

ACCOUNT	DESCRIPTION	FY14/15 ACTUALS	FY15/16 ACTUALS	FY16/17 ACTUAL	FY17/18 ADOPTED	FY17/18 ESTIMATE	FY18/19 PROPOSED
REVENUE							
4601	Assessments - Zone 31A	(10,574)	(11,041)	(11,636)	(11,761)	(11,761)	(11,761)
	TOTAL REVENUES	(10,574)	(11,041)	(11,636)	(11,761)	(11,761)	(11,761)
MAINTENANCE							
6401	Gas and Electric Utilities	1,492	578	1,663	1,041	1,041	1,041
6440	Contracted Services	13,440	0	0	1,604	1,604	1,604
6510	Lease and Rent Expense	0	0	775	775	775	775
6532	Turf Supplies/Lawn/Median Materials	0	194	27	27	27	54
6429	Deferred Maintenance	0	0	0	0	0	0
6706	Intergovernmental Charge--LAZ Admin	0	0	69	69	69	69
6901	Interfund Charges - Parks Maintenance	0	15,041	11,661	12,128	12,128	7,700
6904	Interfund Charges - Admin. Overhead	754	740	740	706	706	755
6910	Interfund Charges - Legal Fees	61	60	60	57	57	61
6911	Interfund Charges - Park Admin.	1,321	1,302	2,988	2,491	2,491	2,491
6919	Interfund Charges - Finance	164	161	161	153	153	164
	TOTAL MAINTENANCE AND OPERATIONS	17,232	18,076	18,145	19,052	19,052	14,714
	TOTAL EXPENDITURES	17,232	18,076	18,145	19,052	19,052	14,714

LMD - ZONE 31B ACTIVITIES

45580000

ACCOUNT	DESCRIPTION	FY14/15 ACTUALS	FY15/16 ACTUALS	FY16/17 ACTUAL	FY17/18 ADOPTED	FY17/18 ESTIMATE	FY18/19 PROPOSED
REVENUE							
4601	Assessments - Zone 31B	0	(22,010)	(23,987)	(31,304)	(31,304)	(31,304)
	TOTAL REVENUE	0	(22,010)	(23,987)	(31,304)	(31,304)	(31,304)
MAINTENANCE AND OPERATIONS							
6401	Gas and Electric Utilities	1,768	359	2,497	0	0	0
6440	Contracted Services	9,999	0	0	2,852	2,852	2,852
6510	Lease and Rent Expense	0	0	773	773	773	773
6532	Turf Supplies/Lawn/Median Materials	0	0	23	23	23	45
6706	Intergovernmental Charge--LAZ Admin	0	0	182	182	182	182
6901	Interfund Charges - Parks Maintenance	0	9,429	11,621	12,086	12,086	15,797
6904	Interfund Charges - Admin. Overhead	1,884	1,850	1,850	1,765	1,765	1,887
6910	Interfund Charges - Legal Fees	152	150	150	143	143	153
6911	Interfund Charges - Park Admin.	1,871	1,844	435	3,255	3,255	3,255
6919	Interfund Charges - Finance	409	402	402	383	383	409
	TOTAL MAINTENANCE AND OPERATIONS	16,083	14,034	17,931	21,461	21,461	25,354
	TOTAL EXPENDITURES	16,083	14,034	17,931	21,461	21,461	25,354

LMD - ZONE 32A ACTIVITIES

45590000

ACCOUNT	DESCRIPTION	FY14/15 ACTUALS	FY15/16 ACTUALS	FY16/17 ACTUAL	FY17/18 ADOPTED	FY17/18 ESTIMATE	FY18/19 PROPOSED
REVENUE							
4601	Assessments - Zone 32A	(3,318)	(4,165)	(4,389)	(4,295)	(4,295)	(4,295)
	TOTAL REVENUE	(3,318)	(4,165)	(4,389)	(4,295)	(4,295)	(4,295)
MAINTENANCE AND OPERATIONS							
6401	Gas and Electric Utilities	236	0	236	236	236	236
6440	Contracted Services	1,992	0	0	698	698	698
6510	Lease and Rent Expense	0	0	153	153	153	153
6532	Turf Supplies/Lawn/Median Materials	0	0	47	47	47	93
6706	Intergovernmental Charge--LAZ Admin	0	0	34	34	34	34
6901	Interfund Charges - Parks Maintenance	0	2,197	2,305	3,397	3,397	3,483
6904	Interfund Charges - Admin. Overhead	399	392	392	374	374	400
6910	Interfund Charges - Legal Fees	32	32	32	30	30	32
6911	Interfund Charges - Park Admin.	770	760	289	473	473	473
6919	Interfund Charges - Finance	87	85	85	81	81	87
	TOTAL MAINTENANCE AND OPERATIONS	3,516	3,465	3,572	5,523	5,523	5,690
	TOTAL EXPENDITURES	3,516	3,465	3,572	5,523	5,523	5,690

LMD - ZONE 32B ACTIVITIES

45600000

ACCOUNT	DESCRIPTION	FY14/15 ACTUALS	FY15/16 ACTUALS	FY16/17 ACTUAL	FY17/18 ADOPTED	FY17/18 ESTIMATE	FY18/19 PROPOSED
REVENUE							
4601	Assessments - Zone 32B	(3,106)	(4,016)	(4,155)	(3,630)	(3,630)	(3,812)
	TOTAL REVENUE	(3,106)	(4,016)	(4,155)	(3,630)	(3,630)	(3,812)
MAINTENANCE AND OPERATIONS							
6401	Gas and Electric Utilities	157	0	157	157	157	157
6440	Contracted Services	1,476	0	0	743	743	743
6510	Lease and Rent Expense	0	0	114	114	114	114
6532	Turf Supplies/Lawn/Median Materials	0	0	79	79	79	159
6706	Intergovernmental Charge--LAZ Admin	0	0	35	35	35	35
6901	Interfund Charges - Parks Maintenance	0	1,753	1,717	2,486	2,486	2,568
6904	Interfund Charges - Admin. Overhead	407	399	399	381	381	407
6910	Interfund Charges - Legal Fees	33	32	32	31	31	33
6911	Interfund Charges - Park Admin.	770	760	455	314	314	314
6919	Interfund Charges - Finance	88	87	87	83	83	88
	TOTAL MAINTENANCE AND OPERATIONS	2,931	3,030	2,676	4,422	4,422	4,617
	TOTAL EXPENDITURES	2,931	3,030	2,676	4,422	4,422	4,617

LMD - ZONE 33 ACTIVITIES

45610000

ACCOUNT	DESCRIPTION	FY14/15 ACTUALS	FY15/16 ACTUALS	FY16/17 ACTUAL	FY17/18 ADOPTED	FY17/18 ESTIMATE	FY18/19 PROPOSED
REVENUE							
4601	Assessments - Zone 33	(3,140)	(5,622)	(5,768)	(4,870)	(4,870)	(4,870)
	TOTAL REVENUE	(3,140)	(5,622)	(5,768)	(4,870)	(4,870)	(4,870)
MAINTENANCE AND OPERATIONS							
6401	Gas and Electric Utilities	247	0	247	247	247	247
6440	Contracted Services	2,718	0	0	630	630	630
6510	Lease and Rent Expense	0	0	171	171	171	171
6532	Turf Supplies/Lawn/Median Materials	0	0	8	8	8	17
6429	Deferred Maintenance	0	0	0	0	0	0
6706	Intergovernmental Charges--LAZ Admin	0	0	45	45	45	45
6901	Interfund Charges - Parks Maintenance	0	2,595	2,567	3,669	3,669	3,798
6904	Interfund Charges - Admin. Overhead	510	501	501	478	478	511
6910	Interfund Charges - Legal Fees	41	41	41	39	39	41
6911	Interfund Charges - Park Admin.	660	651	546	496	496	496
6919	Interfund Charges - Finance	111	109	109	104	104	111
	TOTAL MAINTENANCE AND OPERATIONS	4,287	3,896	4,234	5,886	5,886	6,067
	TOTAL EXPENDITURES	4,287	3,896	4,234	5,886	5,886	6,067

LMD - ZONE 34 ACTIVITIES

45620000

ACCOUNT	DESCRIPTION	FY14/15 ACTUALS	FY15/16 ACTUALS	FY16/17 ACTUAL	FY17/18 ADOPTED	FY17/18 ESTIMATE	FY18/19 PROPOSED
REVENUE							
4601	Assessments - Zone 34	(405)	(6,862)	(6,965)	0	0	0
	TOTAL REVENUE	(405)	(6,862)	(6,965)	0	0	0
MAINTENANCE AND OPERATIONS							
6401	Gas and Electric Utilities	296	0	296	296	296	296
6440	Contracted Services	2,640	0	0	743	743	743
6510	Lease and Rent Expense	0	0	200	200	200	200
6532	Turf Supplies/Lawn/Median Materials	0	0	37	37	37	73
6706	Intergovernmental Charge--LAZ Admin	0	0	75	75	75	75
6901	Interfund Charges - Parks Maintenance	0	2,962	3,015	5,135	5,135	5,314
6904	Interfund Charges - Admin. Overhead	806	791	791	754	754	807
6910	Interfund Charges - Legal Fees	65	64	64	61	61	65
6911	Interfund Charges - Park Admin.	881	868	560	595	595	595
6919	Interfund Charges - Finance	175	172	172	164	164	175
	TOTAL MAINTENANCE AND OPERATIONS	4,863	4,857	5,210	8,060	8,060	8,343
	TOTAL EXPENDITURES	4,863	4,857	5,210	8,060	8,060	8,343

LMD - ZONE 34C ACTIVITIES

45640000

ACCOUNT	DESCRIPTION	FY14/15 ACTUALS	FY15/16 ACTUALS	FY16/17 ACTUAL	FY17/18 ADOPTED	FY17/18 ESTIMATE	FY18/19 PROPOSED
REVENUE							
4601	Assessments - Zone 34C	0	0	(3,029)	(9,068)	(9,068)	(8,342)
	TOTAL REVENUE	0	0	(3,029)	(9,068)	(9,068)	(8,342)
MAINTENANCE AND OPERATIONS							
6401	Gas and Electric Utilities	304	0	304	304	304	304
6440	Contracted Services	1,238	0	0	383	383	383
6510	Lease and Rent Expense	0	0	109	109	109	109
6532	Turf Supplies/Lawn/Median Materials	0	0	30	30	30	59
6706	Intergovernmental Charge--LAZ Admin Fees	0	0	38	38	38	38
6901	Interfund Charges - Parks Maintenance	0	1,509	1,639	1,704	1,704	1,766
6904	Interfund Charges - Admin. Overhead	436	428	428	408	408	437
6910	Interfund Charges - Legal Fees	35	35	35	33	33	35
6911	Interfund Charges - Park Admin.	881	868	169	611	611	611
6919	Interfund Charges - Finance	95	93	93	89	89	95
	TOTAL MAINTENANCE AND OPERATIONS	2,989	2,933	2,844	3,708	3,708	3,836
	TOTAL EXPENDITURES	2,989	2,933	2,844	3,708	3,708	3,836

LMD - ZONE 34B ACTIVITIES

45630000

ACCOUNT	DESCRIPTION	FY14/15 ACTUALS	FY15/16 ACTUALS	FY16/17 ACTUAL	FY17/18 ADOPTED	FY17/18 ESTIMATE	FY18/19 PROPOSED
REVENUE							
4601	Assessments - Zone 34B	0	0	0	(9,068)	(9,068)	(9,068)
	TOTAL REVENUE	0	0	0	(9,068)	(9,068)	(9,068)
MAINTENANCE AND OPERATIONS							
6401	Gas and Electric Utilities	304	0	304	304	304	304
6440	Contracted Services	1,463	0	0	383	383	383
6510	Lease and Rent Expense	0	0	109	109	109	109
6532	Turf Supplies/Lawn/Median Materials	0	0	30	30	30	59
6706	Intergovernmental Charge--LAZ Admin	0	0	0	38	38	38
6901	Interfund Charges - Parks Maintenance	0	1,509	1,639	1,704	1,704	1,766
6904	Interfund Charges - Admin. Overhead	436	428	428	408	408	437
6910	Interfund Charges - Legal Fees	35	35	35	33	33	35
6911	Interfund Charges - Park Admin.	881	868	560	611	611	611
6919	Interfund Charges - Finance	95	93	93	89	89	95
	TOTAL MAINTENANCE AND OPERATIONS	3,214	2,933	3,198	3,708	3,708	3,836
	TOTAL EXPENDITURES	3,214	2,933	3,198	3,708	3,708	3,836

LMD - ZONE 35 ACTIVITIES

45650000

ACCOUNT	DESCRIPTION	FY14/15 ACTUALS	FY15/16 ACTUALS	FY16/17 ACTUAL	FY17/18 ADOPTED	FY17/18 ESTIMATE	FY18/19 PROPOSED
REVENUE							
4601	Assessments - Zone 35	0	0	0	0	0	(2,200)
	TOTAL REVENUE	0	0	0	0	0	(2,200)
MAINTENANCE AND OPERATIONS							
6401	Gas and Electric Utilities	92	0	92	92	92	92
6440	Contracted Services	816	0	0	203	203	203
6510	Lease and Rent Expense	0	0	62	62	62	62
6532	Turf Supplies/Lawn/Median Materials	0	0	6	6	6	11
6706	Intergovernmental Charge--LAZ Admin	0	0	0	66	66	66
6901	Interfund Charges - Parks Maintenance	0	952	925	962	962	996
6904	Interfund Charges - Admin. Overhead	724	711	711	678	678	725
6910	Interfund Charges - Legal Fees	59	58	58	55	55	59
6911	Interfund Charges - Park Admin.	440	434	372	184	184	184
6919	Interfund Charges - Finance	157	154	154	147	147	157
	TOTAL MAINTENANCE AND OPERATIONS	2,288	2,309	2,379	2,455	2,455	2,555
	TOTAL EXPENDITURES	2,288	2,309	2,379	2,455	2,455	2,555

LMD - ZONE 36C ACTIVITIES

45680000

ACCOUNT	DESCRIPTION	FY14/15 ACTUALS	FY15/16 ACTUALS	FY16/17 ACTUAL	FY17/18 ADOPTED	FY17/18 ESTIMATE	FY18/19 PROPOSED
REVENUE							
4601	Assessments - Zone 41	0	(1,501)	0	0	0	0
4601	Assessments - Zone 36C	0	(1,501)	(2,460)	(787)	(787)	(787)
	TOTAL REVENUE	0	(3,001)	(2,460)	(787)	(787)	(787)
MAINTENANCE AND OPERATIONS							
6401	Gas and Electric Utilities	109	0	109	109	109	109
6440	Contracted Services	972	0	0	293	293	293
6510	Lease and Rent Expense	0	0	73	73	73	73
6532	Turf Supplies/Lawn/Median Materials	0	0	13	13	13	26
6706	Intergovernmental Charge--LAZ Admin	0	0	34	34	34	34
6901	Interfund Charges - Parks Maintenance	0	1,158	1,102	1,646	1,646	1,690
6904	Interfund Charges - Admin. Overhead	399	392	392	374	374	400
6910	Interfund Charges - Legal Fees	32	32	32	30	30	32
6911	Interfund Charges - Park Admin.	660	651	162	218	218	218
6919	Interfund Charges - Finance	87	85	85	81	81	87
	TOTAL MAINTENANCE AND OPERATIONS	2,259	2,317	2,001	2,871	2,871	2,961
	TOTAL EXPENDITURES	2,259	2,317	2,001	2,871	2,871	2,961

LMD - ZONE 36A ACTIVITIES

45660000

ACCOUNT	DESCRIPTION	FY14/15 ACTUALS	FY15/16 ACTUALS	FY16/17 ACTUAL	FY17/18 ADOPTED	FY17/18 ESTIMATE	FY18/19 PROPOSED
REVENUE							
4601	Assessments - Zone 36A	0	0	(2,218)	(5,511)	(5,511)	(6,723)
	TOTAL REVENUE	0	0	(2,218)	(5,511)	(5,511)	(6,723)
MAINTENANCE AND OPERATIONS							
6401	Gas and Electric Utilities	202	0	202	202	202	202
6440	Contracted Services	1,921	0	0	1,850	1,850	1,850
6510	Lease and Rent Expense	0	0	256	256	256	256
6532	Turf Supplies/Lawn/Median Materials	0	34	30	30	30	60
6706	Intergovernmental Charge--LAZ Admin	0	0	105	105	105	105
6901	Interfund Charges - Parks Maintenance	0	4,207	3,857	4,012	4,012	4,160
6904	Interfund Charges - Admin. Overhead	1,109	1,089	1,089	1,038	1,038	1,110
6910	Interfund Charges - Legal Fees	90	88	88	84	84	90
6911	Interfund Charges - Park Admin.	881	1,622	372	406	406	406
6919	Interfund Charges - Finance	241	236	236	225	225	241
	TOTAL MAINTENANCE AND OPERATIONS	4,444	7,276	6,236	8,208	8,208	8,479
	TOTAL EXPENDITURES	4,444	7,276	6,236	8,208	8,208	8,479

LMD - ZONE 36B ACTIVITIES

45670000

ACCOUNT	DESCRIPTION	FY14/15 ACTUALS	FY15/16 ACTUALS	FY16/17 ACTUAL	FY17/18 ADOPTED	FY17/18 ESTIMATE	FY18/19 PROPOSED
REVENUE							
4601	Assessments - Zone 36B	(1,458)	(102)	(973)	(1,897)	(1,897)	(1,084)
	TOTAL REVENUE	(1,458)	(102)	(973)	(1,897)	(1,897)	(1,084)
MAINTENANCE AND OPERATIONS							
6401	Gas and Electric Utilities	202	0	202	202	202	202
6440	Contracted Services	1,800	0	0	140	140	0
6510	Lease and Rent Expense	0	0	15	15	15	15
6532	Turf Supplies/Lawn/Median Materials	0	0	1	1	1	3
6706	Intergovernmental Charge--LAZ Admin	0	0	7	7	7	7
6901	Interfund Charges - Parks Maintenance	0	257	226	235	235	232
6904	Interfund Charges - Admin. Overhead	133	131	131	125	125	133
6910	Interfund Charges - Legal Fees	11	11	11	10	10	11
6911	Interfund Charges - Park Admin.	881	114	200	406	406	406
6919	Interfund Charges - Finance	29	28	28	27	27	29
	TOTAL MAINTENANCE AND OPERATIONS	3,056	540	822	1,169	1,169	1,038
	TOTAL EXPENDITURES	3,056	540	822	1,169	1,169	1,038

LMD - ZONE 43A ACTIVITIES

45730000

ACCOUNT	DESCRIPTION	FY14/15 ACTUALS	FY15/16 ACTUALS	FY16/17 ACTUAL	FY17/18 ADOPTED	FY17/18 ESTIMATE	FY18/19 PROPOSED
REVENUE							
4601	Assessments - Zone 43A	(130,522)	(34,650)	(578)	0	0	(8,000)
	TOTAL REVENUE	(130,522)	(34,650)	(578)	0	0	(8,000)
MAINTENANCE AND OPERATIONS							
6401	Gas and Electric Utilities	3,766	0	3,766	3,766	3,766	3,766
6440	Contracted Services	30,090	0	0	2,385	2,385	2,385
6510	Lease and Rent Expense	0	0	2,108	2,108	2,108	2,108
6532	Turf Supplies/Lawn/Median Materials	0	391	154	154	154	308
6429	Deferred Maintenance	0	0	0	0	0	0
6706	Intergovernmental Charge--LAZ Admin	0	0	0	226	226	226
6901	Interfund Charges - Parks Maintenance	0	29,122	31,703	32,972	32,972	34,202
6904	Interfund Charges - Admin. Overhead	2,320	2,279	2,279	2,173	2,173	2,323
6910	Interfund Charges - Legal Fees	188	184	184	176	176	188
6911	Interfund Charges - Park Admin.	2,201	2,170	0	7,962	7,962	7,962
6919	Interfund Charges - Finance	503	495	495	472	472	504
7030	Improvement to Land / Facilities	0	0	40,689	0	0	0
	TOTAL MAINTENANCE AND OPERATIONS	39,068	34,640	81,378	52,393	52,393	53,973
	TOTAL EXPENDITURES	39,068	34,640	81,378	52,393	52,393	53,973

LMD - ZONE 43B ACTIVITIES

45740000

ACCOUNT	DESCRIPTION	FY14/15 ACTUALS	FY15/16 ACTUALS	FY16/17 ACTUAL	FY17/18 ADOPTED	FY17/18 ESTIMATE	FY18/19 PROPOSED
REVENUE							
4601	Assessments - Zone 43B	(55,631)	0	0	0	0	0
	TOTAL REVENUE	(55,631)	0	0	0	0	0
MAINTENANCE AND OPERATIONS							
6401	Gas and Electric Utilities	0	0	0	0	0	0
6411	Advertising - Bids and Legal Notices	0	0	0	0	0	0
6510	Lease and Rent Expense	0	0	0	0	0	0
6440	Contracted Services	0	0	0	0	0	0
6532	Turf Supplies/Lawn/Median Materials	0	0	0	0	0	0
6706	Intergovernmental Charge--LAZ Admin	0	0	0	0	0	0
6901	Interfund Charges - Parks Maintenance	0	0	0	0	0	0
6904	Interfund Charges - Admin. Overhead	0	0	0	0	0	0
6927	Interfund Charges - L A Zone Fees	0	0	0	0	0	0
6910	Interfund Charges - Legal Fees	0	0	0	0	0	0
6911	Interfund Charges - Park Admin.	0	0	1,740	0	0	0
6919	Interfund Charges - Finance	0	0	0	0	0	0
7030	Improvement to Land / Facilities	0	0	0	0	0	0
	TOTAL MAINTENANCE AND OPERATIONS	0	0	1,740	0	0	0
	TOTAL EXPENDITURES	0	0	1,740	0	0	0

0

LMD - ZONE 43C ACTIVITIES

45750000

ACCOUNT	DESCRIPTION	FY14/15 ACTUALS	FY15/16 ACTUALS	FY16/17 ACTUAL	FY17/18 ADOPTED	FY17/18 ESTIMATE	FY18/19 PROPOSED
REVENUE							
4601	Assessments - Zone 43C	0	(11,943)	(16,258)	(24,462)	(24,462)	(22,701)
4601	Prior Year Revenues	0	0	0	0	0	0
	TOTAL REVENUE	0	(11,943)	(16,258)	(24,462)	(24,462)	(22,701)
MAINTENANCE AND OPERATIONS							
6401	Gas and Electric Utilities	944	0	945	945	945	945
6440	Contracted Services	9,444	0	0	3,690	3,690	3,690
6510	Lease and Rent Expense	0	0	739	739	739	739
6532	Turf Supplies/Lawn/Median Materials	0	483	59	59	59	118
6706	Intergovernmental Charge--LAZ Admin	0	0	152	152	152	152
6901	Interfund Charges - Parks Maintenance	0	11,690	10,107	11,552	11,552	11,995
6904	Interfund Charges - Admin. Overhead	1,581	1,553	1,553	1,481	1,481	1,583
6910	Interfund Charges - Legal Fees	128	126	126	120	120	128
6911	Interfund Charges - Park Admin.	1,651	1,627	668	1,896	1,896	1,896
6919	Interfund Charges - Finance	343	337	337	321	321	344
	TOTAL MAINTENANCE AND OPERATIONS	14,091	15,816	14,686	20,954	20,954	21,589
	TOTAL EXPENDITURES	14,091	15,816	14,686	20,954	20,954	21,589

LMD - ZONE 43D ACTIVITIES

45760000

ACCOUNT	DESCRIPTION	FY14/15 ACTUALS	FY15/16 ACTUALS	FY16/17 ACTUAL	FY17/18 ADOPTED	FY17/18 ESTIMATE	FY18/19 PROPOSED
REVENUE							
4601	Assessments - Zone 43D	(6,078)	(8,023)	(8,455)	(7,610)	(7,610)	(7,610)
	TOTAL REVENUE	(6,078)	(8,023)	(8,455)	(7,610)	(7,610)	(7,610)
MAINTENANCE AND OPERATIONS							
6401	Gas and Electric Utilities	363	0	363	363	363	363
6440	Contracted Services	3,228	0	0	1,395	1,395	1,395
6510	Lease and Rent Expense	0	0	248	248	248	248
6532	Turf Supplies/Lawn/Median Materials	0	0	20	20	20	40
6706	Intergovernmental Charge--LAZ Admin	0	0	77	77	77	77
6901	Interfund Charges - Parks Maintenance	0	3,600	5,726	3,875	3,875	4,025
6904	Interfund Charges - Admin. Overhead	828	813	813	775	775	829
6910	Interfund Charges - Legal Fees	67	66	66	63	63	67
6911	Interfund Charges - Park Admin.	1,211	1,194	90	728	728	728
6919	Interfund Charges - Finance	180	176	176	168	168	180
	TOTAL MAINTENANCE AND OPERATIONS	5,877	5,849	7,579	7,712	7,712	7,951
	TOTAL EXPENDITURES	5,877	5,849	7,579	7,712	7,712	7,951

LMD - ZONE 43E ACTIVITIES

45770000

ACCOUNT	DESCRIPTION	FY14/15 ACTUALS	FY15/16 ACTUALS	FY16/17 ACTUAL	FY17/18 ADOPTED	FY17/18 ESTIMATE	FY18/19 PROPOSED
REVENUE							
4601	Assessments - Zone 43E	0	0	0	0	0	0
	TOTAL REVENUE	0	0	0	0	0	0
MAINTENANCE AND OPERATIONS							
6401	Gas and Electric Utilities	49	0	49	49	49	49
6440	Contracted Services	828	0	0	0	0	0
6510	Lease and Rent Expense	0	0	59	59	59	59
6532	Turf Supplies/Lawn/Median Mate	0	0	8	8	8	17
6706	Intergovernmental Charge--LAZ	0	0	0	15	15	15
6901	Interfund Charges - Parks Maintenance	0	899	94	430	430	445
6904	Interfund Charges - Admin. Ove	207	203	203	194	194	207
6910	Interfund Charges - Legal Fees	17	16	16	16	16	17
6911	Interfund Charges - Park Admin	110	109	222	98	98	98
6919	Interfund Charges - Finance	45	44	44	42	42	45
	TOTAL MAINTENANCE AND OPERATIONS	1,256	1,271	697	911	911	952
	TOTAL EXPENDITURES	1,256	1,271	697	911	911	952

LMD - ZONE 37 ACTIVITIES

45690000

ACCOUNT	DESCRIPTION	FY14/15 ACTUALS	FY15/16 ACTUALS	FY16/17 ACTUAL	FY17/18 ADOPTED	FY17/18 ESTIMATE	FY18/19 PROPOSED
REVENUE							
4601	Assessments - Zone 37	0	0	(1,440)	(1,440)	(1,440)	(2,405)
	TOTAL REVENUE	0	0	(1,440)	(1,440)	(1,440)	(2,405)
MAINTENANCE AND OPERATIONS							
6401	Gas and Electric Utilities	88	0	88	88	88	88
6440	Contracted Services	792	0	0	383	383	383
6510	Lease and Rent Expense	0	0	59	59	59	59
6532	Turf Supplies/Lawn/Median Materials	0	0	8	8	8	17
6706	Intergovernmental Charge--LAZ Admin	0	0	74	74	74	74
6901	Interfund Charges - Parks Maintenance	0	812	891	926	926	950
6904	Interfund Charges - Admin. Overhead	798	784	784	747	747	799
6910	Interfund Charges - Legal Fees	65	63	63	60	60	65
6911	Interfund Charges - Park Admin.	440	434	527	176	176	176
6919	Interfund Charges - Finance	173	170	170	162	162	173
	TOTAL MAINTENANCE AND OPERATIONS	2,356	2,263	2,664	2,685	2,685	2,785
	TOTAL EXPENDITURES	2,356	2,263	2,664	2,685	2,685	2,785

LMD - ZONE 39 ACTIVITIES

45700000

ACCOUNT	DESCRIPTION	FY14/15 ACTUALS	FY15/16 ACTUALS	FY16/17 ACTUAL	FY17/18 ADOPTED	FY17/18 ESTIMATE	FY18/19 PROPOSED
REVENUE							
4601	Assessments - Zone 39	0	0	0	(1,670)	(1,670)	(3,056)
	TOTAL REVENUE	0	0	0	(1,670)	(1,670)	(3,056)
MAINTENANCE AND OPERATIONS							
6401	Gas and Electric Utilities	286	0	286	286	286	286
6440	Contracted Services	1,056	0	0	473	473	473
6510	Lease and Rent Expense	0	0	83	83	83	83
6532	Turf Supplies/Lawn/Median Materials	0	0	6	6	6	11
6706	Intergovernmental Charge--LAZ Admin	0	0	0	61	61	61
6901	Interfund Charges - Parks Maintenance	0	1,251	1,248	1,298	1,298	1,345
6904	Interfund Charges - Admin. Overhead	665	653	653	623	623	666
6910	Interfund Charges - Legal Fees	54	53	53	50	50	54
6911	Interfund Charges - Park Admin.	770	760	365	574	574	574
6919	Interfund Charges - Finance	144	142	142	135	135	145
	TOTAL MAINTENANCE AND OPERATIONS	2,975	2,858	2,835	3,589	3,589	3,697
	TOTAL EXPENDITURES	2,975	2,858	2,835	3,589	3,589	3,697

LMD - ZONE 40 ACTIVITIES

45710000

ACCOUNT	DESCRIPTION	FY14/15 ACTUALS	FY15/16 ACTUALS	FY16/17 ACTUAL	FY17/18 ADOPTED	FY17/18 ESTIMATE	FY18/19 PROPOSED
REVENUE							
4601	Assessments - Zone 40	0	0	(2,649)	(2,649)	(2,649)	(3,179)
	TOTAL REVENUE	0	0	(2,649)	(2,649)	(2,649)	(3,179)
MAINTENANCE AND OPERATIONS							
6401	Gas and Electric Utilities	198	0	198	198	198	198
6440	Contracted Services	1,764	0	0	788	788	788
6510	Lease and Rent Expense	0	0	138	138	138	138
6532	Turf Supplies/Lawn/Median Materials	0	0	11	11	11	22
6429	Deferred Maintenance	0	0	0	0	0	0
6706	Intergovernmental Charge--LAZ Admin	0	0	58	58	58	58
6901	Interfund Charges - Parks Maintenance	0	2,025	2,080	2,163	2,163	2,238
6904	Interfund Charges - Admin. Overhead	636	624	624	595	595	636
6910	Interfund Charges - Legal Fees	51	50	50	48	48	51
6911	Interfund Charges - Park Admin.	440	434	255	397	397	397
6919	Interfund Charges - Finance	138	135	135	129	129	138
	TOTAL MAINTENANCE AND OPERATIONS	3,227	3,269	3,550	4,526	4,526	4,666
	TOTAL EXPENDITURES	3,227	3,269	3,550	4,526	4,526	4,666

LMD - ZONE 41 ACTIVITIES

45720000

ACCOUNT	DESCRIPTION	FY14/15 ACTUALS	FY15/16 ACTUALS	FY16/17 ACTUAL	FY17/18 ADOPTED	FY17/18 ESTIMATE	FY18/19 PROPOSED
4601	Assessments - Zone 41	0	0	0	0	0	0
	TOTAL REVENUE	0	0	0	0	0	0
MAINTENANCE AND OPERATIONS							
6401	Gas and Electric Utilities	138	0	138	138	138	138
6440	Contracted Services	1,224	0	0	248	248	248
6510	Lease and Rent Expense	0	0	93	93	93	93
6532	Turf Supplies/Lawn/Median Materials	0	0	3	3	3	6
6706	Intergovernmental Charge--LAZ Admin	0	0	0	21	21	21
6901	Interfund Charges - Parks Maintenance	0	1,428	2,396	2,451	2,451	2,547
6904	Interfund Charges - Admin. Overhead	274	269	269	256	256	274
6910	Interfund Charges - Legal Fees	22	22	22	21	21	22
6911	Interfund Charges - Park Admin.	440	434	7,308	277	277	277
6919	Interfund Charges - Finance	59	58	58	56	56	59
	TOTAL MAINTENANCE AND OPERATIONS	2,157	2,211	10,286	3,565	3,565	3,686
	TOTAL EXPENDITURES	2,157	2,211	10,286	3,565	3,565	3,686

LMD - ZONE 44 ACTIVITIES

45780000

ACCOUNT	DESCRIPTION	FY14/15 ACTUALS	FY15/16 ACTUALS	FY16/17 ACTUAL	FY17/18 ADOPTED	FY17/18 ESTIMATE	FY18/19 PROPOSED
4601	Assessments - Zone 44	(2,266)	(2,538)	(2,538)	(2,175)	(2,175)	(2,958)
	TOTAL REVENUE	(2,266)	(2,538)	(2,538)	(2,175)	(2,175)	(2,958)
MAINTENANCE AND OPERATIONS							
6401	Gas and Electric Utility	121	0	121	121	121	121
6440	Contracted Services	1,080	0	0	0	0	0
6510	Lease and Rent Expense	0	0	86	86	86	86
6532	Turf Supplies/Lawn/Maint.	0	0	8	8	8	17
6706	Intergovernmental Charge- LAZ Admin	0	0	7	7	7	7
6901	Interfund Charges - Parks Maintenance	0	1,263	2,287	2,738	2,738	2,849
6904	Interfund Charges -Admin Overhead	126	123	123	118	118	126
6910	Interfund Charges - Legal Fees	10	10	10	10	10	10
6911	Interfund Charges - Parks Admin	660	651	695	242	242	242
6919	Interfund Charges - Finance	27	27	27	26	26	27
	TOTAL MAINTENANCE AND OPERATIONS	2,024	2,074	3,363	3,354	3,354	3,484
	TOTAL EXPENDITURES	2,024	2,074	3,363	3,354	3,354	3,484

LMD - ZONE 45A ACTIVITIES

45790000

ACCOUNT	DESCRIPTION	FY14/15 ACTUALS	FY15/16 ACTUALS	FY16/17 ACTUAL	FY17/18 ADOPTED	FY17/18 ESTIMATE	FY18/19 PROPOSED
REVENUE							
4601	Assessments - Zone 45A	(5,806)	(7,494)	(8,491)	(6,906)	(6,906)	(6,906)
	TOTAL REVENUE	(5,806)	(7,494)	(8,491)	(6,906)	(6,906)	(6,906)
MAINTENANCE AND OPERATIONS							
6401	Gas and Electric Utilities	377	0	377	377	377	377
6440	Contracted Services	3,348	0	0	743	743	743
6510	Lease and Rent Expense	0	0	263	263	263	263
6532	Turf Supplies/Lawn/Median Materials	0	0	4	4	4	8
6706	Intergovernmental Charge- LAZ Admin	0	0	77	77	77	77
6901	Interfund Charges - Parks Maintenance	0	2,511	3,954	4,112	4,112	4,271
6904	Interfund Charges - Admin Overhead	828	813	813	775	775	829
6910	Interfund Charges - Legal Fees	67	66	66	63	63	67
6911	Interfund Charges - Parks Admin	440	434	910	757	757	757
6919	Interfund Charges - Finance	180	176	176	168	168	180
	TOTAL MAINTENANCE AND OPERATIONS	5,240	4,000	6,640	7,339	7,339	7,572
	TOTAL EXPENDITURES	5,240	4,000	6,640	7,339	7,339	7,572

LMD - ZONE 46 ACTIVITIES

45800000

ACCOUNT	DESCRIPTION	FY14/15 ACTUALS	FY15/16 ACTUALS	FY16/17 ACTUAL	FY17/18 ADOPTED	FY17/18 ESTIMATE	FY18/19 PROPOSED
REVENUE							
4355	Transfer In	(407)	0	0	0	0	0
4601	Assessments - Zone 46	(5,694)	(6,389)	(6,576)	(6,679)	(6,679)	(9,094)
	TOTAL REVENUE	(6,101)	(6,389)	(6,576)	(6,679)	(6,679)	(9,094)
MAINTENANCE AND OPERATIONS							
6401	Gas and Electric Utilities	494	0	494	494	494	494
6440	Contracted Services	2,396	0	0	795	795	795
6510	Lease and Rent Expense	0	0	187	187	187	187
6532	Turf Supplies/Lawn/Median Materials	0	0	6	6	6	11
6429	Deferred Maintenance	0	0	0	0	0	0
6706	Intergovernmental Charge- LAZ Admin	0	0	75	75	75	75
6901	Interfund Charges - Parks Maintenance	0	2,529	2,818	5,730	5,730	5,966
6904	Interfund Charges - Admin Overhead	813	798	798	761	761	814
6910	Interfund Charges - Legal Fees	66	65	65	62	62	66
6911	Interfund Charges - Parks Admin	84	83	64	992	992	992
6919	Interfund Charges - Finance	176	173	173	165	165	177
	TOTAL MAINTENANCE AND OPERATIONS	4,029	3,648	4,680	9,268	9,268	9,578
	TOTAL EXPENDITURES	4,029	3,648	4,680	9,268	9,268	9,578

LMD - ZONE 50 ACTIVITIES

45810000

ACCOUNT	DESCRIPTION	FY14/15 ACTUALS	FY15/16 ACTUALS	FY16/17 ACTUAL	FY17/18 ADOPTED	FY17/18 ESTIMATE	FY18/19 PROPOSED
REVENUE							
4601	Assessments Zone 50	0	(884)	(1,061)	(1,030)	(1,030)	(2,204)
	TOTAL REVENUE	0	(884)	(1,061)	(1,030)	(1,030)	(2,204)
MAINTENANCE AND OPERATIONS							
6401	Gas & Electric Utilities	0	0	36	36	36	36
6440	Contracted Services	0	0	1	90	90	90
6510	Lease and Rent Expense	0	0	23	23	23	23
6532	Turf Supplies/Lawn/Median Materials	0	0	4	4	4	8
6706	Intergovernmental Charge LAZ Admin	0	0	18	18	18	18
6901	Interfund Charges - Parks Maintenance	0	0	343	1,206	1,206	1,253
6904	Interfund Charges Admin Overhead	0	240	240	228	228	244
6910	Interfund Charges - Legal Fees	0	19	19	18	18	20
6911	Interfund Charge Parks Admin	0	165	1,253	69	69	69
6919	Interfund Charges - Finance	0	52	52	50	50	53
	TOTAL MAINTENANCE AND OPERATIONS	0	476	1,989	1,743	1,743	1,814
	TOTAL EXPENDITURES	0	476	1,989	1,743	1,743	1,814

LMD - ZONE 51 ACTIVITIES

45820000

ACCOUNT	DESCRIPTION	FY14/15 ACTUALS	FY15/16 ACTUALS	FY16/17 ACTUAL	FY17/18 ADOPTED	FY17/18 ESTIMATE	FY18/19 PROPOSED
REVENUE							
4601	Assessments Zone 51	(3,500)	(4,432)	(4,620)	(6,599)	(6,599)	(7,259)
	TOTAL REVENUE	(3,500)	(4,432)	(4,620)	(6,599)	(6,599)	(7,259)
MAINTENANCE AND OPERATIONS							
6401	Gas & Electric Utilities	7	0	7	7	7	7
6440	Contracted Services	88	0	0	270	270	270
6510	Lease and Rent Expense	0	0	289	289	289	289
6532	Turf Supplies/Lawn/Median Materials	0	0	3,506	6	6	11
6706	Intergovernmental Charge LAZ Admin	0	0	16	18	18	18
6901	Interfund Charges - Parks Maintenance	0	3,466	3,697	4,525	4,525	4,525
6904	Interfund Charges Admin Overhead	74	218	218	222	222	237
6910	Interfund Charges - Legal Fees	6	65	65	18	18	19
6911	Interfund Charge Parks Admin	84	423	0	1,366	1,366	1,366
6919	Interfund Charges - Finance	16	47	47	48	48	51
	TOTAL MAINTENANCE AND OPERATIONS	275	4,218	7,845	6,767	6,767	6,793
	TOTAL EXPENDITURES	275	4,218	7,845	6,767	6,767	6,793

LMD - ZONE 52 ACTIVITIES
45830000

ACCOUNT	DESCRIPTION	FY14/15 ACTUALS	FY15/16 ACTUALS	FY16/17 ACTUAL	FY17/18 ADOPTED	FY17/18 ESTIMATE	FY18/19 PROPOSED
REVENUE							
4601	Assessments - Zone 52	0	0	0	0	0	0
	TOTAL REVENUE	0	0	0	0	0	0
MAINTENANCE AND OPERATIONS							
4348	Interfund Charges - Admin Overhead	0	0	0	0		0
	TOTAL MAINTENANCE AND OPERATIONS	0	0	0	0	0	0
	TOTAL EXPENDITURES	0	0	0	0	0	0

Staffing Level Changes

Code Enforcement

In 2018-19, it is recommended that 0.50 FTE of the existing Executive Director of the Successor Agency to the former Madera Redevelopment Agency (i.e. Successor Agency) position be reallocated from the Code Enforcement Division to the Successor Agency due to the change of personnel in the Successor Agency.

In 2018-2019, staff is recommending the elimination of the unfilled full-time and part-time Neighborhood Outreach Coordinator positions due to budget constraints.

In 2018-2019, staff is recommending that the two existing full-time Neighborhood Preservation Specialist II positions be promoted to Neighborhood Preservation Specialist III due to the increasing workload on these two positions.

In 2018-2019, staff is recommending the elimination of the unfilled full-time Office Assistant II position due to budget constraints.

Community Development

In 2017-2018, an Administrative Analyst Position was hired to replace the unfilled Associate Civil Engineer positions in the Engineering Division due to the difficulty of finding a qualified Associate Civil Engineering candidate.

In 2017-2018, a vacant full-time Assistant Engineer position was filled to handle the increased workload and maintain the service levels in the Engineering Division.

In 2017-2018, one full-time Associate Planner positions was reclassified to Assistant Planner position due to the change of the position's work in the Planning Division.

In 2018-2019, it is recommended that 0.20 FTE of an existing Assistant Planner position be reallocated from Municipal Disposal Activities and Water Maintenance/Operation Divisions to the Planning Division to better reflect current work assignments.

In 2018-2019, 0.08 FTE Combination Building Inspector positions will be increased due to the change of the personnel in the Building Inspection Division.

In 2018-2019, it is recommended that an existing full-time Construction Inspector II position be reallocated from the Water Maintenance/Operation and Sewer Maintenance/Operation Divisions to the Engineering Division to better reflect current work assignments.

In 2018-2019, a 0.46 FTE Engineering Project Manager position is requested in the Engineering Division to provide construction management service on the proposed transit facility and the fire station. The costs of this position will ultimately be reimbursed by the two facilities' construction budgets.

In 2018-2019, Staff is recommending that the vacant full time Associate Civil Engineer position be replaced with a Senior Civil Engineer position in the Engineering Division due to the change in work duties associated with the position.

In 2018-2019, it is recommended that an additional 0.83 FTE full time Senior Planner position be added to the Planning Division to assist with the growing workload and add the technical expertise necessary to complete a downtown plan as an in-house planning project.

Finance

In 2018-19, it is recommended that 0.20 FTE of the existing Financial Service Manager position be reallocated from Grant/Entitlement Oversight Division to Finance Division due to the change of the personnel in Grant/Entitlement Oversight Division.

Grants

In 2018-2019, it is recommended that a 0.30 FTE unfilled Equipment Shop Supervisor position be eliminated in the Transportation – Dial-A-Ride and Transportation – Fixed Route Divisions due to budget constraints.

In 2018-2019, it is recommended that one full-time Grants Specialist position be added to the Grant/Entitlement Oversight Division due to an increasing workload.

Internal Services

In 2018-2019, it is recommended that a 0.70 FTE unfilled Equipment Shop Supervisor position be eliminated in the Fleet Maintenance Division due to budget constraints.

Parks and Community Services

In 2017-2018, one existing full-time Administrative Assistant position was transferred from the Parks Administration Division to the Public Works Department to better reflect current work assignments.

In 2018-2019, 0.83 FTE part-time Park Aide positions will be reclassified to Parks Seasonal positions due to the change of personnel in the Parks Division.

In 2018-2019, staff is recommending 0.50 FTE Parks Planning Manager position be reduced due to the change of the personnel in the Parks Division.

In 2018-2019, it is recommended that the FTE of the part-time workers be reduced by 2.13 in total in the Parks and Community Services Department due to budget constraints and change in personnel.

In 2018-2019, staff is recommending the elimination of the unfilled Senior Nutrition Program Monitor position in the Sr Citizen Community Service, Recreation, and Special Events Divisions due to budget limitations.

Public Safety

In 2018-2019, 4 FTE Police Officer Trainee positions will be decreased, 3.92 FTE Police Officer II and 0.25 FTE Police Officer I positions will be increased due to the change of personnel and the promotion of existing police officers.

Public Works

In 2018-2019, the Public Works department will eliminate one unfilled full-time Administrative Analyst position, one unfilled full-time Public Works Maintenance Lead Worker position, one unfilled full-time Public Works Maintenance Worker II position, 0.90 FTE unfilled full-time Office Assistant II position, and one unfilled full-time Program Manager – Grants position due to budget limitations.

In 2017-2018, a full-time Airport Maintenance Worker I position was replaced with a full-time Airport Maintenance Worker II position in the Airport Operation Division due to the promotion of the existing maintenance worker.

In 2018-2019, it is recommended that the vacant full-time Associate Civil Engineer position be reallocated from the Water Maintenance/Operation and Sewer Maintenance/Operation Divisions to the Engineering Division to better reflect current work assignments.

In 2018-2019, staff is recommending the elimination of the unfilled part-time Engineering Technician I position in Sewer Maintenance/Operations Division due to budget limitations.

In 2017-2018, a full-time Solid Waste Recycling Assistant position was replaced with a full-time Solid Waste Recycling Coordinator position in the Solid Waste Disposal Division due to the promotion of the existing recycling worker.

In 2017-2018, a full-time Water Quality Specialist I position was replaced with a full-time Water Quality Specialist in Training position due to the change in personnel in the Water Quality Control Division.

In 2017-2018, a full-time WWTP Lab Analyst/Env Comp Inspector II position was replaced with a full-time WWTP Lab Analyst/Env Comp Inspector I position due to the change in personnel in the Wastewater Treatment Plant Division.

In 2017-2018, one full-time WWTP Lead Operator position was added in the Wastewater Treatment Plant Division to provide a sufficient increase in manpower to enable more preventative maintenance and replacement activities.

In 2017-2018, a full-time WWTP Operator III position was replaced with a full-time WWTP Operator II position due to the change of the personnel in the Wastewater Treatment Plant Division.

In 2018-2019, 0.50 FTE WWTP Operator in Training position and 0.50 FTE WWTP Operator III position will be increased in the Wastewater Treatment Plant Division because the additional positions were expected to begin in October 2017.

In 2018-2019, it is recommended that the 0.15 FTE unfilled part-time Assistant Planner position be eliminated in the Public Works – Streets and Water Maintenance/Operations Divisions due to budget constraints.

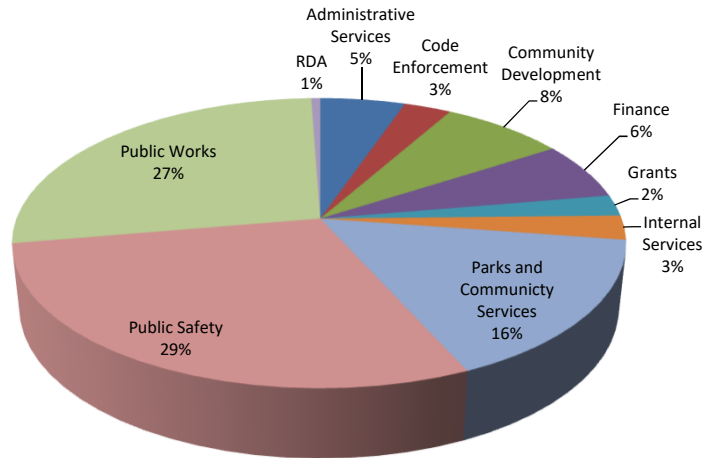
Successor Agency

In 2018-2019, staff is recommending the elimination of the unfilled full-time Redevelopment Manager position due to budget constraints.

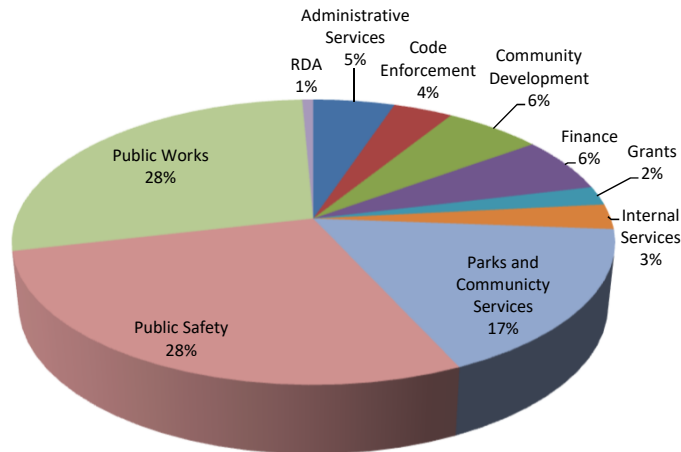
DETAIL OF POSITIONS BY DEPARTMENT

<u>DEPARTMENT</u>	<u>2014 - 2015</u> <u>Prior Year</u>	<u>2015 - 2016</u> <u>Prior Year</u>	<u>2016 - 2017</u> <u>Prior Year</u>	<u>2017 - 2018</u> <u>Current Year</u>	<u>2018 - 2019</u> <u>Recommended</u>	<u>Change</u> <u>Increase/</u> <u>(Decrease)</u>
Administrative Services	15.70	15.70	16.70	16.95	16.95	-
Code Enforcement	14.11	14.37	12.40	12.40	9.42	(2.98)
Community Development	18.03	19.65	21.76	20.31	24.88	4.57
Finance	21.25	20.83	19.20	20.53	20.73	0.20
Grants	6.66	7.06	8.16	7.06	7.56	0.50
Internal Services	9.40	9.40	9.40	9.40	8.70	(0.70)
Parks and Community Services	53.01	60.89	58.14	56.05	51.43	(4.62)
Public Safety	77.00	77.25	80.00	93.31	93.48	0.17
Public Works	76.83	80.25	85.74	92.36	87.63	(4.73)
RDA	2.59	2.30	2.30	2.30	1.80	(0.50)
TOTAL	294.58	307.70	313.80	330.67	322.58	(8.09)

Recommended 2018 - 2019



Current Year 2017 - 2018



CITY OF MADERA
GENERAL FUND BALANCE RESERVE POLICY

Established November 16, 2016

1. The City shall maintain minimum fund or working capital balances in the General Fund according to the following requirements:
 - a. **Budget Stabilization Reserves.** These “Contingency” reserves shall be established with the goal of maintaining a total amount equal to 30% of the General Fund’s annual operating budget for the purpose of stabilizing the delivery of City services during periods of operational budget deficits. At a minimum, the reserves shall include the following:
 - i. **Cash Flow Reserve of 15%.** A Cash Flow Reserve will be maintained to mitigate the effects of major economic uncertainties and other severe financial hardships resulting from unforeseen changes in revenues and/or expenditures. The City Council may not appropriate these reserves to fund operational or capital costs or facility maintenance. This reserve is established as the absolute minimum amount to be kept in reserve and is to be utilized for fixed-income investment purposes, to provide sufficient cash flow and funding for the laddering-out of investments over the terms allowed within the City’s Investment Policy.
 - ii. **Revenue Stabilization Reserve of 5%.** A Revenue Stabilization Reserve will be maintained to mitigate the effects of major economic uncertainties and other severe financial hardships resulting from unforeseen changes in revenues. The City Council may appropriate these reserves to fund operational costs and other non-emergency capital costs in order to facilitate the stable and efficient delivery of City services or facility maintenance when revenues are anticipated to come in lower than budgeted and result in expenditures exceeding revenues during a particular fiscal year.
 - iii. **Emergency Reserves of 10%.** An Emergency Reserve will be maintained to mitigate all unforeseen events not covered in the Cash Flow and Revenue Stabilization Reserves. Within this 10% Emergency Reserve, an amount at least equal to one year’s annual deposit premium paid to the Central San Joaquin Valley Risk Management Authority shall be set aside in the Insurance Reserve Fund (Fund 1090) to cover potential costs not covered by the City’s insurance programs, such as claim costs within the City’s deductibles, self-insured retentions and/or major costs associated with disasters and other events which will not be reimbursable from insurance or from the Federal or State government. The balance of the 10% Emergency Reserve shall be reserved for in the City’s General Fund (Fund 1020) and may be appropriated by the City Council to provide for Natural Disaster expenditures of epic proportion, such as an 8.0 Earthquake or 200-Year Flood Event.
 - iv. Any appropriation of these Budget Stabilization Reserves below the 30% minimum shall be accompanied by findings articulating the need for the use of the reserves and a plan for the replenishment of the reserves within a reasonable time period.

- b. **Future Capital Project Reserves.** The Council may designate specific fund balance levels for future development of capital projects that it has determined to be in the best long-term interests of the City.
 - c. **Accounting Designations and Legal Reserves.** In addition to the designations noted above, fund balance levels shall be sufficient to meet funding requirements for projects approved in prior years, which are carried forward into the new year; debt service reserve requirements; reserves for encumbrances; and other reserves or designations required by contractual obligations, state law, or generally accepted accounting principles.
 - d. **Undesignated and Unrestricted Reserves.** These reserves shall be established and maintained as repository accounts for all funds not otherwise mandated above.
 - i. The City Council shall appropriate these reserves to fund emergency expenditures, capital improvement projects or non-recurring expenditures.
 - ii. The minimum for these reserves shall be established by the City Council during the adoption of the fiscal budget.
 - iii. During times of economic downturn, these reserves shall be used to offset lost revenue prior to the use of the Revenue Stabilization Reserve, if sufficient Undesignated and Unrestricted Reserve funds are available.
 - e. **Funding of Reserves.** The funding shall come generally from one-time revenues, excess fund balance and projected revenues in excess of projected expenditures. When available, each fund shall be replenished in the following priority order unless otherwise designated by the Council:
 - i. Accounting Designations and Legal Reserves
 - ii. Budget Stabilization Reserve
 - iii. Future Capital Project Reserves
 - iv. Undesignated and Unrestricted Reserves
2. **Council Action Required.** Appropriation or use of funds from any of these reserves or any variance from the stipulations established within this policy shall require an action of the City Council. The Council action shall be accompanied by the following:
- i. A statement of findings supporting the appropriation of reserves or modification to the policy.
 - ii. A plan for replenishing the reserve within a reasonable time period when the appropriation causes a reserve to fall below minimum funding levels.

RESOLUTION NO. 16-185

**A RESOLUTION OF THE CITY COUNCIL OF THE CITY OF MADERA, CALIFORNIA, APPROVING
AND ADOPTING THE CITY OF MADERA GENERAL FUND BALANCE RESERVE POLICY**

WHEREAS, staff has identified the need to develop a responsible and reasonable fiscal reserve policy for the City of Madera to reduce the risk to the City when faced with financial hardships resulting from unforeseen changes in revenue and/or expenditures, emergencies such as expenditures related to natural disasters of epic proportion where those expenditures are not reimbursable from insurance or Federal or State government; and

WHEREAS, staff established four main types of reserves including: Budget Stabilization Reserves, Future Capital Project Reserves, Accounting Designations and Legal Reserves, and Undesignated and Unrestricted Reserves; and

WHEREAS, staff recommends within the Budget Stabilization Reserves, three sub-categories with reserve amounts as follows: Cash Flow Reserve of 15% of the General Fund's annual operating budget, Revenue Stabilization Reserve of 5% of the General Fund's annual operating budget, and Emergency Reserves of 10% of the General Fund's annual operating budget; and

WHEREAS, funding of the reserves shall generally come from one-time revenues, excess fund balance, and projected revenues in excess of projected expenditures; and the priority order of funding the various reserves is outlined in the policy; and

WHEREAS, appropriations or use of funds from any of the reserves or any variance from stipulations within the policy shall require an action of the Council.

NOW THEREFORE, THE COUNCIL OF THE CITY OF MADERA DOES HEREBY resolve, find and order as follows:

1. The above recitals are true and correct.
2. The proposed City of Madera General Fund Balance Reserve Policy is approved and adopted.
3. The City Clerk is authorized and directed to forward a certified copy of the resolution to the Director of Financial Services, who is authorized to take such action as necessary to implement the terms of this resolution.
4. The resolution is effective immediately upon adoption.

PASSED AND ADOPTED by the City Council of the City of Madera this 16th day of November, 2016 by the following vote:

AYES: Mayor Poythress, Council Members Rigby, Medellin, Holley, Robinson, Oliver, Foley Gallegos.

NOES: None.

ABSTENTIONS: None.

ABSENT: None.

APPROVED:


ROBERT L. POYTHRESS, Mayor

ATTEST:


SONIA ALVAREZ, City Clerk

APPROVED AS TO LEGAL FORM:


BRENT RICHARDSON, City Attorney



Acronyms

ADA: Americans with Disabilities Act

ADC: Adult Day Care

AIP: Airport Improvement Program

ARRA: American Recovery and Reinvestment Act

BID: Business Improvement District

BPMP: Bridge Preventive Maintenance Program

CalOES: California Office of Emergency Services

CalPERS: California Public Employees' Retirement System, sometimes abbreviated to "PERS"

CCP: Community Corrections Partnership

CDBG: Community Development Block Grant

CFD: Community Facility District

CID: Capital Improvements Program

CIEDB: California Infrastructure and Economic Development Bank

CMAQ: Congestion Mitigation and Air Quality Improvement

CNG: Compressed Natural Gas

COPS: Community Oriented Hiring Program

DAP: Downpayment Assistance Program

DAR: Dial-A-Ride

DIF: Development Impact Fees

DUI: Driving Under the Influence

EDC: Economic Development Council

EECBG: Energy Efficiency and Conservation Block Grant

ERP: Enterprise Resource Planning

Acronyms

FAA: Federal Aviation Administration

FAU: Federal Aid Urban

FBO: Federal Business Opportunities

FMAAA: Fresno-Madera Area Agency on Aging

GAAN: Global Assets Action Network

GDP: Gross Domestic Product

GREAT: Gang Resistance Education And Training

HR: Human Resources

HRIS: Human Resources Information Systems

HRPP: Housing Related Parks Program

IS: Internal Service

IT: Information's Technology

JAG: Justice Assistance Grant

LAFCO: Local Agency Formation Commission

LEA: Local Enforcement Agency

LED: Light Emitting Diode

LMD: Landscape Maintenance District

LMZ: Landscape Maintenance Zone

LTF: Local Transportation Facilities

M & O: Maintenance & Operations

MAX: Madera Area Express

MPD: Madera Police Department

MUSD: Madera Unified School District

NIMBY: Not in My Backyard

Acronyms

MWELo: Model Water Efficient Landscape Ordinance

NSP: Neighborhood Stabilization Program

OOR: Owner Occupied Rehabilitation

OPEB: Other Post-Employment Benefits

P & R: Parks & Recreation

PCS: Parks and Community Services

POST: Police Officer Standards and Training

PTMISEA: Public Transportation Modernization, Improvement, and Service Enhancement Account

PW: Public Works

RDA: Re-Development Agency

REDIP: Real Estate Development Improvement Program

RPTTF: Redevelopment Property Tax Trust Fund

RSTP: Rapid Spanning Tree Protocol

S & B: Salaries & Benefits

SCOTUS: Supreme Court of the United States

SLESF: State Law Enforcement Services Fund

SLPP: State Local Partnership Program

TOC: Table of Contents

UB: Utility Billing

UCLA: University of California, Los Angeles

WWTP: Waste Water Treatment Plant

Glossary

Accounts Payable: Accounts that are owed to suppliers (trade creditors), as distinguished from accrued interest, rent, salaries, taxes, and other such accounts.

Acquisition: Taking possession of an asset by purchase.

Allocation: An authorization to incur expense or obligation up to a specified amount, for a specific purpose, and within a specific period.

Ancillary: Less important or central than something else.

Appropriation: Distribution of net income to two or more accounts. Authorization, or funding restricting expenditure to designated purpose(s); within a specified timeframe. Money set aside by formal action for a specific use.

Benefits: Payment to which participants may be entitled under a pension plan including pension benefits, death benefits, and benefits due on termination of employment.

Bonds: A written and signed promise to pay a certain sum of money on a certain date, or on fulfillment of a specified condition. All documented contracts and loan agreements are bonds.

Budget: A statement of the financial position of an administration for a definite period of time, based on estimates of expenditures during the period, and proposals for financing them. A plan for the coordination of resources and expenditures. The amount of money that is available for, required for, or assigned to, a particular purpose.

Capital Outlay: Money spent to acquire, maintain, repair, or upgrade capital assets. Capital assets, also known as fixed assets, may include machinery, land, facilities, or other business necessities that are not expended during normal use. Capital outlays, also referred to as capital expenditures, are recorded by accountants as liabilities on company balance sheets.

Capital Projects: Long-term investment project requiring relatively large sums to acquire, develop, improve, and/or maintain a capital asset (such as land, buildings, dykes, roads, etc).

Catalyst: A person or thing that precipitates an event.

Cost: An amount that has to be paid or given up in order to get something. In business, cost is usually a monetary valuation of effort, material, resources, time and utilities consumed, risks incurred, and opportunity forgone in production and delivery of a good or service.

Debt: A duty or obligation to pay money, deliver goods, or render service under an express or implied agreement. One who owes, is a debtor or debitor, one to whom is owed, is a debtee, creditor, or lender.

Debt Service: Payment of principal and interest due on an existing debt.

Deficit: Excess of expenses over income, or liabilities over assets.

Glossary

Department: Specialized functional area within an organization or a division, such as utility billing, sewer, police. Generally every department has its own manager and chain of command.

Depreciation: The gradual conversion of the cost of a tangible capital asset or fixed asset into an operational expense (called depreciation expense) over the asset's estimated useful life. The decline in the market value of an asset.

Enterprise: A business or company.

Enterprise Resource: An economic or productive factor required to accomplish an activity, or as a means to undertake an enterprise and achieve desired outcome. Three most basic enterprise resources are land, labor, and capital; other enterprise resources include energy, entrepreneurship, information, expertise, management and time.

Expenditures: Payment of cash or cash-equivalent for goods or services, or a charge against available funds in settlement of an obligation as evidenced by invoice, receipt, voucher, or other such document.

Fiduciary: Person or legal entity (firm, bank, credit union) holding assets (cash, property, securities) or information as an agent-in-trust for a principal (stockholder, customer, member). A fiduciary owes (among other obligations) the duty of loyalty, full disclosure, obedience, diligence, and of accounting for all monies handed over, to the principal.

Fiscal Year: Alternative term for financial year. An accounting period of 12 months.

Fund: Sum of money set aside and earmarked for a specified purpose. Accounting entity (similar to a bank account) for recording expenditures and revenues associated with a specific activity. To finance or underwrite a business, program, or project.

General Ledger: Central repository of the accounting information of an organization in which the summaries of all financial transactions (culled from subsidiary ledgers) during an accounting period are recorded. Also called the book of final entry, it provides the entire data for preparing financial statements for the organization.

Internal Service Funds: The Internal Service Fund is used to finance and account for activities involved in rendering services to departments within the City. Costs of materials and services used are accumulated in these funds and charged to the user departments as such goods are delivered or services rendered.

Labor Markets: The nominal market in which workers find paying work, employers find willing workers, and wage rates are determined.

Levy: Impose or collect an amount (such as tax) by compulsion or legal authority. Appropriation or seizure of a debtor's specific assets or property through a lawful process, or in satisfaction of a judgment, for the payment of a debt or claim.

Glossary

Liquidity: A measure of the extent to which a person or organization has cash to meet immediate and short-term obligations, or assets that can be quickly converted to this. The ability of current assets to meet current liabilities.

NIMBY: A person who objects to the siting of something perceived as unpleasant or potentially dangerous in their own neighborhood, such as a landfill or hazardous waste facility, especially while raising no such objections to similar developments elsewhere.

Ordinance: Decree or law promulgated by a state or national government without the consent of the legislature, such as for raising revenue through new taxes or mobilization of resources during an emergency or threat.

Overhead: Resource consumed or lost in completing a process that does not contribute directly to the end-product. Also called burden cost. A cost or expense (such as for administration, insurance, rent, and utility charges) that relates to the company as a whole, does not become an integral part of a good or service (unlike raw material or direct labor), and cannot be applied or traced to any specific unit of output. Overheads are indirect costs.

Payroll: Total amount required to pay workers and employees during a week, month or other period. Pay sheet which records wage rates, deductions, and net pay.

Project: Planned set of interrelated tasks to be executed over a fixed period and within certain cost and other limitations.

Quorum: Fixed minimum number of eligible members or stockholders (shareholders) who must be present (physically or by proxy) at a meeting before any official business may be transacted or a decision taken therein becomes legally binding. Usually the articles of association or bylaws of a firm specify this number; otherwise the number prescribed in corporate legislation (such as company law) is followed.

Revenue: The income generated from sale of goods or services, or any other use of capital or assets, associated with the main operations of an organization before any costs or expenses are deducted. Revenue is shown usually as the top item in an income (profit and loss) statement from which all charges, costs, and expenses are subtracted to arrive at net income.

Status Quo: Current or existing state of affairs. Latin for, state in which.

Statutory: Prescribed, enforceable, and punishable under an act of parliament.


Surplus: Extent to which generation of goods, services, and resources (such as capital) exceeds their consumption. Surplus of resources is the bedrock on which capitalism is built.

Tenet: A principle, belief, or doctrine generally held to be true; especially one held in common by members of an organization, movement, or profession.



City of Madera

Capital Improvement Plan (CIP)



Fiscal Years 2018-19 to 2022-23

Capital Improvement Plan Fiscal Years 2018-19 to 2022-23

As part of the City of Madera's budget funding for the Capital Improvement Plan (CIP), the five-year plan is prepared and organized by staff from the Engineering Department, and presented to the Planning Commission for conformity.

The following criteria were followed in creating the CIP:

1. Projects represent Improvements, Studies or Tasks that may advance a physical development
2. Projects cycle through five (5) year timeframe
3. Projects budget a minimum of \$5,000

The Plan is composed of departmental needs that focus on city objectives and fiscal capacity, a coordination of efforts to increase efficiencies, and as an information source for the public.

Projects included in the CIP involve the Airport, Community Development, Engineering, Parks and Community Services, Water, Sewer and Drainage (Public Works), Transit, Fire Safety and Successor Agency Departments within the city.

The CIP is a progressive and continuous plan that is updated annually and presented to Council for input, direction and approval. The CIP is a useful planning tool to match projects with programmed funds and ultimately, be included in the annual budget proposals.

The Engineering Division enters the information needed to generate the attached report utilizing software program, Plan-It.

City of Madera, California

Capital Plan

'18/'19 thru '22/'23

PROJECTS BY DEPARTMENT

Department	Project #	Priority	'18/'19	'19/'20	'20/'21	'21/'22	'22/'23	Total
Airport								
AIP-0028 T-Hangar Development Phase 1	AIP-0028	1		75,000	655,000			730,000
AIP-0029 Tee Hangar Development Const-II	AIP-0029	1			70,000	729,000		799,000
AIP-0031 Apron & Taxiway Drainage	AIP-0031	1	70,000	744,000				814,000
AIP-0034 Commercial Hangar Develop Extend-III	AIP-0034	1				155,000	2,550,600	2,705,600
AIP-0035 Extend Runway 12-30 & Taxiway P	AIP-0035	1					620,000	620,000
AIP-0036 Airport Gate Security Update	AIP-0036	1		373,000				373,000
AIP-0037 AGIS Survey & Obstruction Mitigation	AIP-0037	1	125,000	280,000				405,000
Airport Total			195,000	1,472,000	725,000	884,000	3,170,600	6,446,600
Community Development								
CD-00001 City Hall Relocation & Expansion	CD-00001	1				0	19,883,000	19,883,000
Community Development Total						0	19,883,000	19,883,000
Engineering								
ALY-0001 Torres Way Alley Paving	ALY-0001	1	15,000	185,000				200,000
ALY-002 Alley Paving-Various Locations	ALY-0002	1	751,000					751,000
B-000002 Westberry Bridge Construction	B-000002	3				500,000	2,000,000	2,500,000
B-000004 BPMP Rehab/Repair of 3 Bridges	B-000004	1	188,000					188,000
ENG-000C Traffic Warrants	ENG-000C	1	25,000	25,000	25,000	25,000	25,000	125,000
ENG-000G Micro-Paver Distress Survey	ENG-000G	1	5,000					5,000
MUP-UDII Master Utility Plan Update, II	MUP-UDII	1					475,000	475,000
R-000010 Olive Ave Widening-Gateway to Knox	R-000010	1	7,579,125					7,579,125
R-000025X Fourth St Tree Replacem-Pine to K	R-000025X	1	125,000					125,000
R-000031 Contingency / Project Administration	R-000031	1	160,000	160,000	160,000	160,000	160,000	800,000
R-000032 UPPR Crossing - Street Approach	R-000032	1	50,000	80,000	80,000	80,000	80,000	370,000
R-000037 Raymond Rd Shoulder-n/o Cleveland	R-000037	1	282,000					282,000
R-000038 Gateway/Central/3rd/E St Sidewalks	R-000038	1	451,000					451,000
R-000041 Concrete Projects - Share Program	R-000041	1	75,000	20,000	20,000	20,000	20,000	155,000
R-000046 Lake St Widening-Fourth to Cleveland	R-000046	1	64,000		936,000		2,822,000	3,822,000
R-000049 Olive Ave Concept Plan	R-000049	1	12,000					12,000
R-000050 Pine St Reconstr-Howard to Fourth St	R-000050	1			515,000			515,000
R-000054 Cleveland Ave Widen-Schnoor to SR99	R-000054	1		60,500		0		60,500
R-000057 Lake-Fourth-Central Intersection	R-000057	1	260,000	1,607,000				1,867,000
R-000058 Schnoor Ave Sidewalk-Sunset to River	R-000058	1			22,000	128,000		150,000
R-000060 Storey Rd Shoulder Paving	R-000060	1		31,000	275,000			306,000
R-000062 Sidewalks-School & Commercial	R-000062	1	281,000					281,000
R-000064 ADA Walkability Sidewalks 16-17	R-000064	1	5,000	35,000			60,000	100,000
R-000065 2017-18 City Streets 3R & ADA Project	R-000065	1	771,000					771,000
R-000066 Sunset Ave Sidewalk,Granada-Foster	R-000066	1	448,855					448,855
R-000067 Pecan Ave Shoulder Paving	R-000067	1	3,000	66,000	599,000			668,000
R-000068 Golden State Blvd Shoulder Paving	R-000068	1	10,000	113,000				123,000
R-000070 2018-19 City Streets 3R & ADA Project	R-000070	1	480,000					480,000
R-000071 2020-21 City Streets 3R & ADA Project	R-000071	1		30,000	970,000			1,000,000
R-000072 Ave 17/Sharon Blvd Improvements	R-000072	4	5,310,910					5,310,910

Department	Project #	Priority	'18/'19	'19/'20	'20/'21	'21/'22	'22/'23	Total
R-000073 Washington School Sidewalks	R-000073	1	354,207					354,207
R-000076 RMRA Seals/Overlays 2018-19	R-000076	2	1,124,000					1,124,000
R-000077 RMRA Seals/Overlays 2019-20	R-000077	2		1,200,000				1,200,000
R-000078 RMRA Seals/Overlays 2020-21	R-000078	2			1,300,000			1,300,000
R-000079 RMRA Seals/Overlays 2021-22	R-000079	2				1,400,000		1,400,000
R-000080 RMRA Seals/Overlays 2022-23	R-000080	2					1,500,000	1,500,000
R-000081 2022-23 City Streets 3R & ADA Project	R-000081	2				300,000	300,000	600,000
RM-00001 Rtne Maint City Bridges Fresno RVR	RM-00001	1	35,000	10,000				45,000
S-000012 Schnoor Ave Trunk Sewer Rehab	S-000012	1	46,000	489,000				535,000
S-000995 Road 28 Sewer Loan Repayment	S-000995	3	4,000	4,000	4,000	4,000	4,000	20,000
S-000996 Southeast Quad Sewer Improvement	S-000996	4		106,200	100,000	100,000	100,000	406,200
S-000997 Northeast Quad Sewer Improvement	S-000997	4					210,000	210,000
S-000998 Northwest Quad Sewer Improvement	S-000998	4					250,000	250,000
S-000999 Reimbursements - Sewer Construction	S-000999	1					100,000	100,000
SD-00014 NW Quad Storm Drain Improvement	SD-00014	4					7,400,000	7,400,000
SD-00015 SE Quad Storm Drain Improvements	SD-00015	4					17,500,000	17,500,000
SD-13-PX Retention Basin Land Acquisition	SD-13-PX	1	50,000	40,000	40,000	10,000		140,000
SD-14-P11 Granada Dr/Ave 12.5 Retention Basin	SD-14-P11	1		100,000				100,000
SD-15-P7 Ellis St/Krohn St Retention Basin	SD-15-P7	1		100,000				100,000
SD-P18 Sienna Basin	SD-P18	1	115,000					115,000
SS-00001 Wessmith Way Sewer Main Replace	SS-00001	2	39,000					39,000
SS-00002 Sherwood Way Sewer Main Replace	SS-00002	2	574,000					574,000
SS-00006 Fairgrounds Liftstation-VFD	SS-00006	n/a	625,000					625,000
SS-00007 Airport Lift Station Force Main Study	SS-00007	2	20,000					20,000
SS-00008 2018 Sewer Manhole Project	SS-00008	1	50,000					50,000
SS-00009 2018 Sewer Repairs	SS-00009	n/a	500,000					500,000
SS-00010 Airport Lift Station Pumps Replacement	SS-00010	2	150,000					150,000
SS-00011 Mainberry - between Howard & Sunset	SS-00011	2	450,000					450,000
S-STDY-1 Sewer System Assess/Rehab	S-STDY-1	1	123,825					123,825
S-STDY-2 Sewer Asset Mgmt Software	S-STDY-2	1	75,000					75,000
S-VI-002 Sewer Main Video Inspection	S-VI-002	1	740,930					740,930
TS-00017 Granada Dr/Howard Rd Traffic Signal	TS-00017	1	490,000					490,000
TS-00019 Howard Rd/Westberry Traffic Signal	TS-00019	3	467,500					467,500
TS-00020 Sunrise Ave/Tozer St Traffic Signal	TS-00020	1				35,000	350,000	385,000
TS-00022 4th St Traffic Signal Interconnect	TS-00022	1	24,000					24,000
TS-00023 HOPYQ Intersection Traffic Signals	TS-00023	1	15,000	120,000				135,000
TS-00024 Cleveland/Granada Dr Traffic Signal	TS-00024	1					375,000	375,000
W-000003 Water Main Upgrades - Locations 1-12	W-000003	1	100,000	750,000				850,000
W-000004 Water Main Upgrades - Locations 13-23	W-000004	1	120,000		1,380,000			1,500,000
W-000006 H St-Water Main Upgrades	W-000006	1	10,000	255,000				265,000
W-000008 10th St-Water Main Upgrades	W-000008	1		10,000	770,000			780,000
W-000009 Gateway-Riverside River Crossing	W-000009	1	184,000					184,000
W-000017 Well 27 Pipe Outfall Extension	W-000017	1	530,000					530,000
W-000020 Well 28 Pump Replacement	W-000020	1	500,000					500,000
W-000022 Water Tower Recoating	W-000022	1	1,490,000					1,490,000
W-000026 Water Tower Demolition	W-000026	1		285,000				285,000
W-000029 Downtown Valve Replacement	W-000029	1	130,000					130,000
W-000031 Manual Water Meter Replacement	W-000031	n/a	300,000	100,000	100,000	100,000	100,000	700,000
W-000032 2018-19 New Water Meter Installations	W-000032	2	400,000					400,000
W-000999 Reimbursements - Water Mains	W-000999	n/a			47,200		178,763	225,963
W-GW-001 Water Well 37-Install Pump	W-GW-001	3				1,012,000		1,012,000
W-GW-002 Water Well 35-Ellis w/o Chapin	W-GW-002	4					2,011,000	2,011,000
W-GW-0024 Sharon Blvd. S/O Ave 17 - Well	W-GW-0024	1	2,000,000					2,000,000
W-GW-003 Water Well 36- SR145/Indigo	W-GW-003	4				121,000	1,890,000	2,011,000
W-GW-005 VFD Retrofit 4 Wells	W-GW-005	1	160,000					160,000
W-MS-001 Meter Shop	W-MS-001	1	300,000					300,000
W-PNE-04 Lake St Water Main-Ellis to Ave 17	W-PNE-04	2	25,000	615,000				640,000

Department	Project #	Priority	'18/'19	'19/'20	'20/'21	'21/'22	'22/'23	Total
W-PS-001 Ave 17 & Lake Pump Station/Tank	W-PS-001	2	103,000	377,000	5,893,000			6,373,000
W-PSW-45 Almond Ave Water Main, Pine-Stadium	W-PSW-45	3				88,000	188,000	276,000
W-STDY-1 Water Feasibility & New Water Supply	W-STDY-1	1	150,000	150,000	150,000	150,000		600,000
W-STDY-2 Water System Condition Assess/Rehab	W-STDY-2	1	250,000					250,000
W-STDY-3 Water Asset Mgmt Software	W-STDY-3	1	150,000					150,000
W-T-0001 Water Storage Tank Installation	W-T-0001	2	513,000	448,000		9,000,000		9,961,000
Engineering Total			30,839,352	7,571,700	13,386,200	13,233,000	38,098,763	103,129,015
Fire Department								
FD-00001 Fire Station 7 - Parking Lot Paving	FD-00001	1			67,000			67,000
FD-00002 Fire Station Constr, Northwest	FD-00002	1	6,450,000					6,450,000
FD-00003 Fire Station 6 Parking Lot	FD-00003	1			70,000			70,000
Fire Department Total			6,450,000		137,000			6,587,000
Parks & Community Services								
PK-00001 Ped/Bike Facilities	PK-00001	1	94,000	35,000	36,000	36,000	36,000	237,000
PK-00008 FRT-Gateway/UPRR Undercrossing	PK-00008	1	893,000					893,000
PK-00013 Sunrise Rotary Sports Complex	PK-00013	1	462,194					462,194
PK-00048 Tulare/Cleveland/Raymond Bike Path	PK-00048	1	10,000	315,000				325,000
PK-00056 Bike/Ped Path, FRT-Cleveland Ave	PK-00056	1		45,000	339,000			384,000
PK-00058 FRT-Granada to MID, North Bank	PK-00058	1			40,000	156,000		196,000
PK-00062 ADA Improvements at Pan-Am and Bergon	PK-00062	1	65,000					65,000
PK-00063 Centennial Park Rehab - Lighting	PK-00063	1	430,000					430,000
Parks & Community Services Total			1,954,194	395,000	415,000	192,000	36,000	2,992,194
Public Works								
S-000011 Sewer Manhole Covers-Replacement	S-000011	1	75,000					75,000
W-000030 4th/Gateway Valve Replacement	W-000030	1		30,000	220,000			250,000
W-000033 Residential AMR Water Meter Replacements	W-000033	1	500,000	500,000	510,000	520,000	530,000	2,560,000
Public Works Total			575,000	530,000	730,000	520,000	530,000	2,885,000
RDA Successor Agency								
RDA-16-04 SW Industrial Master Plan	RDA-16-04	1	70,000					70,000
RDA-16-05 Adelaide Subdivision	RDA-16-05	1	1,568,650					1,568,650
RDA-17-01 Malone	RDA-17-01	1	228,946					228,946
RDA-17-02 Yosemite Lot Plan Review	RDA-17-02	1	600,970					600,970
RDA-18-01 Riverwalk Improvements Phase II	RDA-18-01	3	812,149					812,149
RDA-18-02 Adell St, Country Club to Lake	RDA-18-02	1	2,000,000					2,000,000
RDA Successor Agency Total			5,280,715					5,280,715
Transit Program								
TRANS-01 Transit Operations Facility	Trans-01	1	270,000					270,000
Trans-09 RMRA Sustainable Communities 145/Main	Trans-09	n/a	308,000					308,000
Transit Program Total			578,000					578,000
GRAND TOTAL			45,872,261	9,968,700	15,393,200	14,829,000	61,718,363	147,781,524

CITY OF MADERA

PROJECT DETAILS

Airport

AIP-0028 T-Hangar Development Phase 1

Project Number:

AIP-0028

Project Cost: \$730,000

Project Manager: John Scarborough

Category: Airport

Phase: DESIGN

Description: Construct pavement and infrastructure appurtenances to support new Tee hangars.
Collector Taxiway (35' x 355')
Tee Hangar Taxiway (25' x 1,015')

Justification: Construction of additional taxiway and apron to facilitate the development of additional Tee hangars to accommodate additional aircraft at the airport.

Expenditures	'18/'19	'19/'20	'20/'21	'21/'22	'22/'23	Total
Design-Consultant Engineering		75,000				75,000
Construction-Contract			550,000			550,000
Construction Management-Staff			105,000			105,000
Total		75,000	655,000			730,000

Funding Sources	'18/'19	'19/'20	'20/'21	'21/'22	'22/'23	Total
Airport Fund Balance: 2053510		4,125	36,025			40,150
Caltrans Aeronautic Grant: 20500-355		3,375	29,475			32,850
FAA Grant: 20503750 Airport Operations Funds		67,500	589,500			657,000
Total		75,000	655,000			730,000

CITY OF MADERA

PROJECT DETAILS

Airport

AIP-0029 Tee Hangar Development Const-II

Project Number:

AIP-0029

Project Cost: \$799,000

Project Manager: John Scarborough

Category: Airport

Phase:

Description: Construct pavement and infrastructure appurtenances to support new Tee hangars.
Collector Taxiway (35' x 845')
Tee Hangar Taxiway (25' x 800')

Justification: Construction of additional taxiway and apron to facilitate the development of additional Tee hangars to accommodate additional aircraft at the airport.

Expenditures	'18/'19	'19/'20	'20/'21	'21/'22	'22/'23	Total
Design-Consultant Engineering			70,000			70,000
Construction-Contract				613,000		613,000
Construction Management-Staff				116,000		116,000
Total			70,000	729,000		799,000

Funding Sources	'18/'19	'19/'20	'20/'21	'21/'22	'22/'23	Total
Airport Fund Balance: 2053510			3,850	40,095		43,945
Caltrans Aeronautic Grant: 20500-355			3,150	32,805		35,955
FAA Grant: 20503750 Airport Operations Funds			63,000	656,100		719,100
Total			70,000	729,000		799,000

CITY OF MADERA

PROJECT DETAILS

Airport

AIP-0031 Apron & Taxiway Drainage

Project Number:

AIP-0031

Project Cost: \$814,000

Project Manager: John Scarborough

Category: Airport

Phase:

Description: Engineering Design and construction for apron and taxiway drainage.

Justification: Drainage between the apron and taxiway is insufficient and needs to be upgraded.

Expenditures	'18/'19	'19/'20	'20/'21	'21/'22	'22/'23	Total
Design-Consultant Engineering	70,000					70,000
Construction-Contract		625,000				625,000
Construction Management-Staff		119,000				119,000
Total	70,000	744,000				814,000

Funding Sources	'18/'19	'19/'20	'20/'21	'21/'22	'22/'23	Total
Airport Fund Balance: 2053510	3,850	40,920				44,770
Caltrans Aeronautic Grant: 20500-355	3,150	33,480				36,630
FAA Grant: 20503750 Airport Operations Funds	63,000	669,600				732,600
Total	70,000	744,000				814,000

CITY OF MADERA

PROJECT DETAILS

Airport

AIP-0034 Commercial Hangar Develop Extend-III	Project Number:	AIP-0034
--	------------------------	-----------------

Project Cost: \$2,705,600 **Project Manager:** John Scarborough
Category: Airport **Phase:**

Description: Construct pavement and infrastructure appurtenances to support future commercial hangars (201,000 sq.ft.)

Justification: Construction of additional taxiway and apron to facilitate the development of additional commercial hangars to accommodate additional aircraft and Fixed Based Operators at the airport.

Expenditures	'18/'19	'19/'20	'20/'21	'21/'22	'22/'23	Total
Design-Consultant Engineering				155,000		155,000
Construction-Contract					2,238,600	2,238,600
Construction Management-Staff					262,000	262,000
Env. Assessment					50,000	50,000
Total				155,000	2,550,600	2,705,600

Funding Sources	'18/'19	'19/'20	'20/'21	'21/'22	'22/'23	Total
Airport Fund Balance: 2053510				8,525	140,283	148,808
Caltrans Aeronautic Grant: 20500-355				6,975	114,777	121,752
FAA Grant: 20503750 Airport Operations Funds				139,500	2,295,540	2,435,040
Total				155,000	2,550,600	2,705,600

CITY OF MADERA

PROJECT DETAILS

Airport

AIP-0035 Extend Runway 12-30 & Taxiway P

Project Number:

AIP-0035

Project Cost: \$620,000

Project Manager: John Scarborough

Category: Airport

Phase:

Description: Rehabilitate existing Runway 12-30 pavement, extend the runway and taxiway P.

Justification: Extending the runway will allow the Airport to support larger aircraft and allow the airport to grow.

Expenditures	'18/'19	'19/'20	'20/'21	'21/'22	'22/'23	Total
Design-Consultant Engineering					620,000	620,000
Total					620,000	620,000

Funding Sources	'18/'19	'19/'20	'20/'21	'21/'22	'22/'23	Total
Airport Fund Balance: 2053510					34,100	34,100
Caltrans Aeronautic Grant: 20500-355					27,900	27,900
FAA Grant: 20503750 Airport Operations Funds					558,000	558,000
Total					620,000	620,000

CITY OF MADERA

PROJECT DETAILS

Airport

AIP-0036 Airport Gate Security Update

Project Number:

AIP-0036

Project Cost: \$373,000

Project Manager: John Scarborough

Category: Airport

Phase:

Description: Construct 5 electrically operated gates and three 12-foot swing gates. Install card operated and electrically operated gates at four existing gates.

Justification: Security system needs an update.

Expenditures	'18/'19	'19/'20	'20/'21	'21/'22	'22/'23	Total
Design-Consultant Engineering		34,000				34,000
Construction-Contract		271,200				271,200
Construction Management-Staff		67,800				67,800
Total		373,000				373,000

Funding Sources	'18/'19	'19/'20	'20/'21	'21/'22	'22/'23	Total
UNDETERMINED		373,000				373,000
Total		373,000				373,000

CITY OF MADERA

PROJECT DETAILS

Airport

AIP-0037 AGIS Survey & Obstruction Mitigation

Project Number:

AIP-0037

Project Cost: \$405,000

Project Manager: John Scarborough

Category: Airport

Phase:

Description: Conduct an AGIS Survey and Obstruction Mitigation Plan.

Justification: FAA has identified potential obstructions located near the airport and has requested an AGIS Survey and obstruction mitigation plan be completed in order to determine the validity of the obstructions and potential mitigation.

Expenditures	'18/'19	'19/'20	'20/'21	'21/'22	'22/'23	Total
Design-Consultant Engineering	125,000					125,000
Construction-Contract		260,000				260,000
Construction Management-Staff		20,000				20,000
Total	125,000	280,000				405,000

Funding Sources	'18/'19	'19/'20	'20/'21	'21/'22	'22/'23	Total
Airport Fund Balance: 2053510	6,875	15,400				22,275
Caltrans Aeronautic Grant: 20500-355	5,625	12,600				18,225
FAA Grant: 20503750 Airport Operations Funds	112,500	252,000				364,500
Total	125,000	280,000				405,000

CITY OF MADERA

PROJECT DETAILS

Community Development

CD-00001 City Hall Relocation & Expansion

Project Number:

CD-00001

Project Cost: \$19,883,000

Project Manager: David Merchen

Category: Buildings

Phase:

Description: Relocation and expansion of City Hall to accommodate medium-to long term projected growth.

5.4 Acres of Land for Buildings and Parking
53,000 Square Feet of Building Area
Fixtures, Furniture & Equipment

The relocation and expansion of City Hall will occur in conjunction with community growth as demands for service exceed the capacity of existing facilities.

Justification: Additional City Hall space is required to accommodate medium to long-term projected growth.

Expenditures	'18/'19	'19/'20	'20/'21	'21/'22	'22/'23	Total
Other				0	883,000	883,000
Land Acquisition/Right of Way				0	1,000,000	1,000,000
Construction-Contract				0	17,000,000	17,000,000
Construction Management-Staff				0	1,000,000	1,000,000
Total				0	19,883,000	19,883,000

Funding Sources	'18/'19	'19/'20	'20/'21	'21/'22	'22/'23	Total
DIF:4092 General				0	1,110,000	1,110,000
Government Impact Fee				0	18,773,000	18,773,000
UNDETERMINED				0	18,773,000	18,773,000
Total				0	19,883,000	19,883,000

CITY OF MADERA

PROJECT DETAILS

Engineering

ALY-0001 Torres Way Alley Paving

Project Number:

ALY-0001

Project Cost: \$200,000

Project Manager: Ellen Bitter

Category: Alleys

Phase: DESIGN

Description: Construct AC pavement along Torres Way and at various locations.

Justification: Mitigation measures to reduce PM-10.



Expenditures	'18/'19	'19/'20	'20/'21	'21/'22	'22/'23	Total
Design-Consultant Engineering	14,000					14,000
Construction-Contract		150,000				150,000
Environmental	1,000					1,000
Construction Management-Staff		35,000				35,000
Total	15,000	185,000				200,000

Funding Sources	'18/'19	'19/'20	'20/'21	'21/'22	'22/'23	Total
CMAQ - Streets: 41705070		165,000				165,000
Measure T - Enviromental Enhancement: 41570000	15,000	20,000				35,000
Total	15,000	185,000				200,000

CITY OF MADERA

PROJECT DETAILS

Engineering

ALY-002 Alley Paving-Various Locations

Project Number:

ALY-0002

Project Cost: \$801,000

Project Manager: Jose Sandoval

Category: Alleys

Phase: DESIGN

Description: Pave unpaved alleys. Priority placed on higher traffic alleys. There is a list developed by Public Works identifying unpaved alleys and suggestions for first 15 alleys.

Justification: Air District Rag VIII requires local agencies to stabilize unpaved roads with ADT's greater than 26 to prevent PM-10 fugitive dust emissions.

Prior	Expenditures	'18/'19	'19/'20	'20/'21	'21/'22	'22/'23	Total
50,000	Construction-Contract	676,000					676,000
	Construction Management-Staff	75,000					75,000
Total	Total	751,000					751,000

Prior	Funding Sources	'18/'19	'19/'20	'20/'21	'21/'22	'22/'23	Total
50,000	CMAQ - Streets: 41705070	670,000					670,000
	Measure T - Enviromental Enhancement: 41570000	81,000					81,000
Total	Total	751,000					751,000

CITY OF MADERA

PROJECT DETAILS

Engineering

B-000002 Westberry Bridge Construction

Project Number:

B-000002

Project Cost: \$7,500,000

Project Manager: Keith Helmuth

Category: Bridges

Phase: FUTURE

Description: Construct Westberry Bridge over the Fresno River

Justification: Efficient circulation and maintenance of acceptable levels of service at various local intersections dictate the need for this bridge with the next 5 to 10 years

Expenditures	'18/'19	'19/'20	'20/'21	'21/'22	'22/'23	Total	Future
Planning/Design				500,000	2,000,000	2,500,000	5,000,000
Total				500,000	2,000,000	2,500,000	Total

Funding Sources	'18/'19	'19/'20	'20/'21	'21/'22	'22/'23	Total	Future
DIF:4093 Transportation Impact Fee				500,000	2,000,000	2,500,000	5,000,000
Total				500,000	2,000,000	2,500,000	Total

CITY OF MADERA

PROJECT DETAILS

Engineering

B-000004 BPMP Rehab/Repair of 3 Bridges

Project Number:

B-000004

Project Cost: \$216,000

Project Manager: Jose Aguilar

Category: Bridges

Phase: DESIGN

Description: Rehabilitation on Fresno River bridges at Cleveland Avenue, Gateway Drive and Clark Street.

Justification: Deficiency on City bridges based from the bridge inspection report performed by Caltrans need to be scheduled for repair. The City prepares a list of deficient bridges and submits it to Caltrans for funding the repair work.

Prior	Expenditures	'18/'19	'19/'20	'20/'21	'21/'22	'22/'23	Total
28,000	Design-Consultant Engineering	19,000					19,000
Total	Construction-Contract	114,000					114,000
	Environmental	25,000					25,000
	Construction Management-Staff	30,000					30,000
	Total	188,000					188,000

Prior	Funding Sources	'18/'19	'19/'20	'20/'21	'21/'22	'22/'23	Total
28,000	BPMP: 41705730	146,000					146,000
Total	LTF - Streets: 42005330	42,000					42,000
	Total	188,000					188,000

CITY OF MADERA

PROJECT DETAILS

Engineering

ENG-000C Traffic Warrants

Project Number:

ENG-000C

Project Cost: \$245,000

Project Manager: Keith Helmuth

Category: Administrative

Phase: DESIGN

Description: Traffic Signal and Intersection Studies. This item is not typically seen as a project. It is set up as a project so that it will show up on the sources and uses of funds report.

Justification: Required to justify funding and installation of traffic signals and various traffic/pedestrian safety projects.

Prior	Expenditures	'18/'19	'19/'20	'20/'21	'21/'22	'22/'23	Total
120,000	Design-Consultant Engineering	25,000	25,000	25,000	25,000	25,000	125,000
Total	Total	25,000	25,000	25,000	25,000	25,000	125,000

Prior	Funding Sources	'18/'19	'19/'20	'20/'21	'21/'22	'22/'23	Total
120,000	LTF - Streets: 42005330	25,000	25,000	25,000	25,000	25,000	125,000
Total	Total	25,000	25,000	25,000	25,000	25,000	125,000

CITY OF MADERA

PROJECT DETAILS

Engineering

ENG-000G Micro-Paver Distress Survey

Project Number: ENG-000G

Project Cost: \$88,000
Category: Street 3R

Project Manager: Jose Aguilar
Phase: DESIGN

Description: Professional consultant services to perform the pavement distress analysis of City streets.

Justification: Develop a comprehensive database of information related to the pavement condition of City streets.

Prior	Expenditures	'18/'19	'19/'20	'20/'21	'21/'22	'22/'23	Total
83,000	Design-Consultant Engineering	5,000					5,000
Total	Total	5,000					5,000

Prior	Funding Sources	'18/'19	'19/'20	'20/'21	'21/'22	'22/'23	Total
83,000	LTF - Streets: 42005330	5,000					5,000
Total	Total	5,000					5,000

CITY OF MADERA

PROJECT DETAILS

Engineering

MUP-UDII Master Utility Plan Update, II

Project Number:

MUP-UDII

Project Cost: \$475,000 **Project Manager:** Keith Helmuth
Category: Administrative **Phase:** DESIGN

Description: Sanitary Sewer, Water and Storm Drain Master Plan Updates
Justification: Master utility plans should typically be updated every 5 years at a minimum to account for changes in assumed development patterns from previous updates.

Expenditures	'18/'19	'19/'20	'20/'21	'21/'22	'22/'23	Total
Planning/Design					475,000	475,000
Total					475,000	475,000

Funding Sources	'18/'19	'19/'20	'20/'21	'21/'22	'22/'23	Total
Sewer Utility Fund: 20403420					475,000	475,000
Total					475,000	475,000

CITY OF MADERA

PROJECT DETAILS

Engineering

R-000010 Olive Ave Widening-Gateway to Knox

Project Number:

R-000010

Project Cost: \$7,899,125

Project Manager: Jose Aguilar

Category: Street Reconstruction

Phase: DESIGN

Description: Widen street to 4 lanes for Arterial Street Standards, acquire right-of-way and construct sidewalks. Widen UPRR crossing at SW corner of Olive Avenue and Knox Street

Justification: Project reduces traffic delays at Gateway / Olive Intersection by providing 4 travel lanes. Complies with City approved traffic circulation element. Provide pedestrian access and safety by constructing a missing of a concrete sidewalk.



Prior	Expenditures	'18/'19	'19/'20	'20/'21	'21/'22	'22/'23	Total
320,000	Land Acquisition	1,304,000					1,304,000
Total	Design-Consultant Engineering	150,000					150,000
	Construction-Contract	4,060,125					4,060,125
	Environmental	5,000					5,000
	Construction Management-Staff	560,000					560,000
	UPRR	900,000					900,000
	Utility Conversion	600,000					600,000
	Total	7,579,125					7,579,125

Prior	Funding Sources	'18/'19	'19/'20	'20/'21	'21/'22	'22/'23	Total
320,000	DIF:4096 Arterial/Collector St. Impact Fee	500,000					500,000
Total	LTF - Streets: 42005330	600,000					600,000
	Measure T - RTP/3R: 41514470	4,709,125					4,709,125
	RSTP Federal Exchange: 41315320	1,770,000					1,770,000
	Total	7,579,125					7,579,125

CITY OF MADERA

PROJECT DETAILS

Engineering

R-000025X Fourth St Tree Replacemt-Pine to K

Project Number:

R-000025X

Project Cost: \$125,000

Project Manager: Les Jorgensen

Category: Street 3R

Phase: CONSTRUCTION

Description: Tree planting for Park Street areas as part of project R-25, Fourth St. Reconstruction - Pine to K.

Justification: Environmental enhancement to replace trees removed in project R-25, Fourth St. Reconstruction - Pine to K.



Expenditures	'18/'19	'19/'20	'20/'21	'21/'22	'22/'23	Total
Construction-Contract	125,000					125,000
Total	125,000					125,000

Funding Sources	'18/'19	'19/'20	'20/'21	'21/'22	'22/'23	Total
Measure T - RTP/3R: 41514470	125,000					125,000
Total	125,000					125,000

CITY OF MADERA

PROJECT DETAILS

Engineering

R-000031 Contingency / Project Administration

Project Number:

R-000031

Project Cost: \$1,740,000

Project Manager: Keith Helmuth

Category: Street Construction/Admin

Phase: CONSTRUCTION

Description: Miscellaneous Capital Improvement Projects and Transportation Programs Administration.

Justification: Ongoing annual Local, State & Federal Programs.

Prior	Expenditures	'18/'19	'19/'20	'20/'21	'21/'22	'22/'23	Total
940,000	Engineering/Administration	160,000	160,000	160,000	160,000	160,000	800,000
Total	Total	160,000	160,000	160,000	160,000	160,000	800,000

Prior	Funding Sources	'18/'19	'19/'20	'20/'21	'21/'22	'22/'23	Total
940,000	LTF - Streets: 42005330	160,000	160,000	160,000	160,000	160,000	800,000
Total	Total	160,000	160,000	160,000	160,000	160,000	800,000

CITY OF MADERA

PROJECT DETAILS

Engineering

R-000032 UPPR Crossing - Street Approach

Project Number:

R-000032

Project Cost: \$654,000

Project Manager: Frank Holguin

Category: Street 3R

Phase: CONSTRUCTION

Description: Railroad approach paving

Justification: Improve safety and riding comfort

Prior	Expenditures	'18/'19	'19/'20	'20/'21	'21/'22	'22/'23	Total
284,000	Construction-Contract	40,000	68,000	68,000	68,000	68,000	312,000
Total	Construction Management-Staff	10,000	12,000	12,000	12,000	12,000	58,000
	Total	50,000	80,000	80,000	80,000	80,000	370,000

Prior	Funding Sources	'18/'19	'19/'20	'20/'21	'21/'22	'22/'23	Total
284,000	LTF - Streets: 42005330	50,000	80,000	80,000	80,000	80,000	370,000
Total	Total	50,000	80,000	80,000	80,000	80,000	370,000

CITY OF MADERA

PROJECT DETAILS

Engineering

R-000037 Raymond Rd Shoulder-n/o Cleveland

Project Number:

R-000037

Project Cost: \$325,000

Project Manager: Ellen Bitter

Category: Street Construction

Phase: DESIGN

Description: Construct paved shoulders with curb and gutter on Raymond Road north of Cleveland Avenue.

Justification: Improve traffic and pedestrian circulation and safety.

Prior	Expenditures	'18/'19	'19/'20	'20/'21	'21/'22	'22/'23	Total
43,000	Design-Consultant Engineering	15,000					15,000
	Construction-Contract	243,000					243,000
	Right of Way Costs	9,000					9,000
	Construction Management-Staff	15,000					15,000
Total		282,000					282,000

Prior	Funding Sources	'18/'19	'19/'20	'20/'21	'21/'22	'22/'23	Total
43,000	CMAQ - Streets: 41705070	230,000					230,000
	LTF - Streets: 42005330	52,000					52,000
Total		282,000					282,000

CITY OF MADERA

PROJECT DETAILS

Engineering

R-000038 Gateway/Central/3rd/E St Sidewalks

Project Number:

R-000038

Project Cost: \$498,000

Project Manager: Ellen Bitter

Category: Street Reconstruction

Phase: DESIGN/CONSTRUCTION

Description: Sidewalks on Central Avenue, Gateway to Lake Street: E Street, Central Avenue to 3rd Street: 3rd Street, E Street to Central Avenue.

Justification: Sidewalks don't exist in many locations along this residential neighborhood that are needed for access to the Rotary Park.

Prior	Expenditures	'18/'19	'19/'20	'20/'21	'21/'22	'22/'23	Total
47,000	Design-Consultant Engineering	2,000					2,000
	Construction-Contract	411,600					411,600
	Construction Management-Staff	37,400					37,400
Total	Total	451,000					451,000

Prior	Funding Sources	'18/'19	'19/'20	'20/'21	'21/'22	'22/'23	Total
47,000	CMAQ - Streets: 41705070	328,000					328,000
	LTF - Streets: 42005330	123,000					123,000
Total	Total	451,000					451,000

CITY OF MADERA

PROJECT DETAILS

Engineering

R-000041 Concrete Projects - Share Program

Project Number:

R-000041

Project Cost: \$185,000

Project Manager: Jose Aguilar

Category: Street Reconstruction

Phase: CONSTRUCTION

Description: Construct ADA curb returns and sidewalks Citywide. 50/50 City/property owner shared cost as requested by the property owner.

Justification: Improve pedestrian and wheelchair accessibility

Prior	Expenditures	'18/'19	'19/'20	'20/'21	'21/'22	'22/'23	Total
30,000	Construction-Contract	75,000	20,000	20,000	20,000	20,000	155,000
Total	Total	75,000	20,000	20,000	20,000	20,000	155,000

Prior	Funding Sources	'18/'19	'19/'20	'20/'21	'21/'22	'22/'23	Total
30,000	LTF - Streets: 42005330	75,000	20,000	20,000	20,000	20,000	155,000
Total	Total	75,000	20,000	20,000	20,000	20,000	155,000

CITY OF MADERA

PROJECT DETAILS

Engineering

R-000046 Lake St Widening-Fourth to Cleveland

Project Number:

R-000046

Project Cost: \$4,060,000

Project Manager: Keith Helmuth

Category: Street Reconstruction

Phase: DESIGN

Description: Widen Lake Street to 4 lanes with median for Arterial Street Standards.

Justification: Providing 4 travel lanes will be needed to handle traffic volume. Complies with City approved traffic circulation element.



Prior	Expenditures	'18/'19	'19/'20	'20/'21	'21/'22	'22/'23	Total
238,000	Design-Consultant Engineering	30,000					30,000
Total	Land Acquisition/Right of Way			936,000			936,000
	Construction-Contract					2,042,000	2,042,000
	Right of Way Costs	34,000					34,000
	Construction Management-Staff					250,000	250,000
	Utility Undergrounding					530,000	530,000
	Total	64,000		936,000		2,822,000	3,822,000
Prior	Funding Sources	'18/'19	'19/'20	'20/'21	'21/'22	'22/'23	Total
238,000	Measure T - RTP/3R: 41514470	50,000				995,000	1,045,000
Total	RSTP Federal Exchange: 41315320	14,000	680,000	683,000	700,000	700,000	2,777,000
	Total	64,000	680,000	683,000	700,000	1,695,000	3,822,000

CITY OF MADERA

PROJECT DETAILS

Engineering

R-000049 Olive Ave Concept Plan **Project Number: R-000049**

Project Cost: \$24,000 **Project Manager:** Jose Aguilar
Category: Street Planline **Phase:** DESIGN

Description: Prepare concept plan for street alignment and right-of-way on Olive Avenue between Tozer and 1,300' east of Tozer..

Justification:

Prior	Expenditures	'18/'19	'19/'20	'20/'21	'21/'22	'22/'23	Total
12,000	Design-Consultant Engineering	12,000					12,000
Total	Total	12,000					12,000

Prior	Funding Sources	'18/'19	'19/'20	'20/'21	'21/'22	'22/'23	Total
12,000	DIF:4096 Arterial/Collector St. Impact Fee	12,000					12,000
Total	Total	12,000					12,000

CITY OF MADERA

PROJECT DETAILS

Engineering

R-000050 Pine St Reconstr-Howard to Fourth St

Project Number:

R-000050

Project Cost: \$515,000

Project Manager: Keith Helmuth

Category: Street Reconstruction

Phase: DESIGN

Description: Reconstruction asphalt paving on Pine street from Howard to Fourth Street and widen road way. Install missing street lights.

Justification: Project identified in Public Works Pavement Management Plan as asphalt requiring replacement and improves traffic flow.



Expenditures	'18/'19	'19/'20	'20/'21	'21/'22	'22/'23	Total
Design-Consultant Engineering			20,600			20,600
Land Acquisition/Right of Way			10,300			10,300
Construction-Contract			442,900			442,900
Construction Management-Staff			41,200			41,200
Total			515,000			515,000

Funding Sources	'18/'19	'19/'20	'20/'21	'21/'22	'22/'23	Total
Measure T - RTP/3R: 41514470			515,000			515,000
Total			515,000			515,000

CITY OF MADERA

PROJECT DETAILS

Engineering

R-000054 Cleveland Ave Widen-Schnoor to SR99

Project Number:

R-000054

Project Cost: \$4,060,500

Project Manager: Keith Helmuth

Category: Street Reconstruction

Phase: DESIGN

Description: Reconstruct and widen from 4 lanes to 6 lanes.

Justification: Requires 6 travel lanes to reduce traffic congestion. This project is included as a Tier 1 improvement in the Measure T program.



Expenditures	'18/'19	'19/'20	'20/'21	'21/'22	'22/'23	Total	Future
Design-Consultant Engineering		60,500				60,500	4,000,000
Construction-Contract				0		0	Total
Construction Management-Staff				0		0	
Total		60,500		0		60,500	

Funding Sources	'18/'19	'19/'20	'20/'21	'21/'22	'22/'23	Total	Future
Measure T - Flex: 41580000		60,500				60,500	4,000,000
Total		60,500				60,500	Total

CITY OF MADERA

PROJECT DETAILS

Engineering

R-000057 Lake-Fourth-Central Intersection

Project Number:

R-000057

Project Cost: \$1,975,000

Project Manager: Keith Helmuth

Category: Street Construction

Phase: DESIGN

Description: Evaluate intersection for either Traffic signal or round-about. Install selected method of traffic control.

Justification: Relieve traffic congestion and reduce delay

Prior	Expenditures	'18/'19	'19/'20	'20/'21	'21/'22	'22/'23	Total
108,000	Land Acquisition	50,000					50,000
	Design-Consultant Engineering	210,000					210,000
	Construction-Contract		1,457,000				1,457,000
	Construction Management-Staff		150,000				150,000
Total		260,000	1,607,000				1,867,000

Prior	Funding Sources	'18/'19	'19/'20	'20/'21	'21/'22	'22/'23	Total
108,000	CMAQ - Streets: 41705070	527,000					527,000
	LTF - Streets: 42005330	7,000	60,000				67,000
	RSTP Federal Exchange: 41315320	683,000					683,000
	UNDETERMINED	90,000	500,000				590,000
Total		1,307,000	560,000				1,867,000

CITY OF MADERA

PROJECT DETAILS

Engineering

R-000058 Schnoor Ave Sidewalk-Sunset to River

Project Number:

R-000058

Project Cost: \$150,000

Project Manager: Ellen Bitter

Category: Street/Sidewalk

Phase: DESIGN

Description: Construct sidewalks on Schnoor Ave. from Sunset Ave. to Riverside Dr.

Justification: Pedestrian safety.



Expenditures	'18/'19	'19/'20	'20/'21	'21/'22	'22/'23	Total
Land Acquisition			8,000			8,000
Design-Consultant Engineering			12,000			12,000
Construction-Contract				105,000		105,000
Environmental			2,000			2,000
Construction Management-Staff				23,000		23,000
Total			22,000	128,000		150,000
Funding Sources	'18/'19	'19/'20	'20/'21	'21/'22	'22/'23	Total
CMAQ - Streets: 41705070			19,000	113,000		132,000
Measure T - Enviromental Enhancement: 41570000			3,000	15,000		18,000
Total			22,000	128,000		150,000

CITY OF MADERA

PROJECT DETAILS

Engineering

R-000060 Storey Rd Shoulder Paving

Project Number:

R-000060

Project Cost: \$306,000

Project Manager: Ellen Bitter

Category: Street Reconstruction

Phase: DESIGN

Description: Construct paved shoulders, curb and gutter along frontage of Millview Sports Complex south side of Store Road.



Justification: Reduce PM-10 dust and provide public safety.

Expenditures	'18/'19	'19/'20	'20/'21	'21/'22	'22/'23	Total
Design-Consultant Engineering		30,000				30,000
Construction-Contract			221,000			221,000
Environmental		1,000				1,000
Construction Management-Staff			54,000			54,000
Total		31,000	275,000			306,000

Funding Sources	'18/'19	'19/'20	'20/'21	'21/'22	'22/'23	Total
CMAQ - Streets: 41705070		27,000	244,000			271,000
Measure T - Environmental Enhancement: 41570000		4,000	31,000			35,000
Total		31,000	275,000			306,000

CITY OF MADERA

PROJECT DETAILS

Engineering

R-000062 Sidewalks-School & Commercial

Project Number:

R-000062

Project Cost: \$295,000

Project Manager: Jose Sandoval

Category: Street/Sidewalk

Phase: DESIGN/CONSTRUCTION

Description: Infill and provide sidewalk facilities and appurtenances. Areas to be determined to maximize pedestrian usage within funds available. To be implemented in phases.

Justification: Will encourage pedestrian travel & provide safety at areas without sidewalks and ADA ramps with high concentration of pedestrians.



Prior	Expenditures	'18/'19	'19/'20	'20/'21	'21/'22	'22/'23	Total
14,000	Land Acquisition/Right of Way	2,500					2,500
Total	Construction-Contract	242,900					242,900
	Construction Management-Staff	25,600					25,600
	Design-Staff	10,000					10,000
	Total	281,000					281,000

Prior	Funding Sources	'18/'19	'19/'20	'20/'21	'21/'22	'22/'23	Total
14,000	CMAQ - Streets: 41705070	235,000					235,000
Total	LTF - Streets: 42005330	37,000					37,000
	Measure T - Enviromental Enhancement: 41570000	9,000					9,000
	Total	281,000					281,000

CITY OF MADERA

PROJECT DETAILS

Engineering

R-000064 ADA Walkability Sidewalks 16-17

Project Number:

R-000064

Project Cost: \$100,000

Project Manager: Jose Aguilar

Category: Street Reconstruction

Phase: DESIGN/CONSTRUCTION

Description: Project adds missing wheel chair ramps City-wide and miscellaneous pedestrian facilities. It serves as a placeholder for sidewalks projects in general.

Justification: Construction of ADA facilities enhances mobility and access within City and shows good faith effort toward that goal.

Expenditures	'18/'19	'19/'20	'20/'21	'21/'22	'22/'23	Total
Design-Consultant Engineering	5,000				8,000	13,000
Construction-Contract		32,000			48,000	80,000
Construction Management-Staff		3,000			4,000	7,000
Total	5,000	35,000			60,000	100,000

Funding Sources	'18/'19	'19/'20	'20/'21	'21/'22	'22/'23	Total
Measure T - LTP ADA: 41540000	20,000	20,000	20,000	20,000	20,000	100,000
Total	20,000	20,000	20,000	20,000	20,000	100,000

CITY OF MADERA

PROJECT DETAILS

Engineering

R-000065 2017-18 City Streets 3R & ADA Project

Project Number:

R-000065

Project Cost: \$1,321,000

Project Manager: Victor Aldama

Category: Street 3R

Phase: CONSTRUCTION

Description: Pavement rehabilitation with various types of seal coats and AC overlays on various arterial and collector streets.

Justification: Project is identified in Public Works Pavement Management Plan as needing surface seals or overlays.



Prior	Expenditures	'18/'19	'19/'20	'20/'21	'21/'22	'22/'23	Total
550,000	Design-Consultant Engineering	22,000					22,000
Total	Construction-Contract	698,000					698,000
	Environmental	1,000					1,000
	Construction Management-Staff	50,000					50,000
	Total	771,000					771,000

Prior	Funding Sources	'18/'19	'19/'20	'20/'21	'21/'22	'22/'23	Total
550,000	LPP	217,000					217,000
Total	Measure T - RTP/3R: 41514470	554,000					554,000
	Total	771,000					771,000

CITY OF MADERA

PROJECT DETAILS

Engineering

R-000066 Sunset Ave Sidewalk,Granada-Foster

Project Number:

R-000066

Project Cost: \$458,855

Project Manager: Victor Aldama

Category: Street Construction

Phase: DESIGN

Description: HSIP Cycle 7 project to install pedestrian refuge median and ADA compliant sidewalks along Sunset Avenue between Granada Drive and Foster Avenue.

Justification: Improve traffic and pedestrian safety.

Prior	Expenditures	'18/'19	'19/'20	'20/'21	'21/'22	'22/'23	Total
10,000	Construction-Contract	391,855					391,855
	Environmental	2,300					2,300
	Construction Management-Staff	36,100					36,100
	Design-Staff	18,600					18,600
	Total	448,855					448,855

Prior	Funding Sources	'18/'19	'19/'20	'20/'21	'21/'22	'22/'23	Total
10,000	HSIP Grant: 41700000	310,590					310,590
	LTF - Streets: 42005330	125,265					125,265
	Measure T - Enviromental Enhancement: 41570000	13,000					13,000
	Total	448,855					448,855

CITY OF MADERA

PROJECT DETAILS

Engineering

R-000067 Pecan Ave Shoulder Paving	Project Number:	R-000067
---	------------------------	-----------------

Project Cost: \$673,000 **Project Manager:** Ellen Bitter
Category: Street Construction **Phase:** DESIGN

Description: CMAQ project to pave 4' to 8' wide shoulders between Pine Street and Golden State Blvd. where missing. (Does not include segment along north side between Stadium Road and Monterey Street because of utility conflicts).

Justification: Air District Reg VIII requires local agencies to stabilize unpaved road shoulders to prevent PM-10 fugitive dust emissions. Added safety benefit of paved shoulders on roadway serving high school and commercial/industrial areas.

Prior	Expenditures	'18/'19	'19/'20	'20/'21	'21/'22	'22/'23	Total
5,000	Construction-Contract			470,000			470,000
	Right of Way Costs			80,000			80,000
	Environmental		5,000				5,000
	Construction Management-Staff			49,000			49,000
	Design-Staff	3,000	61,000				64,000
	Total	3,000	66,000	599,000			668,000

Prior	Funding Sources	'18/'19	'19/'20	'20/'21	'21/'22	'22/'23	Total
5,000	CMAQ - Streets: 41705070		58,000	529,000			587,000
	LTF - Streets: 42005330	3,000	8,000	70,000			81,000
	Total	3,000	66,000	599,000			668,000

CITY OF MADERA

PROJECT DETAILS

Engineering

R-000068 Golden State Blvd Shoulder Paving **Project Number: R-000068**

Project Cost: \$125,000 **Project Manager:** Jose Sandoval
Category: Street Construction **Phase:** DESIGN

Description: CMAQ Project to pave shoulders along Golden State Blvd. between Pecan Avenue and the Madera Community Hospital emergency entrance.

Justification: Air District Reg VIII requires local agencies to stabilize unpaved road shoulders to prevent PM-10 fugitive dust emissions.

Prior	Expenditures	'18/'19	'19/'20	'20/'21	'21/'22	'22/'23	Total
2,000	Construction-Contract		101,000				101,000
	Construction Management-Staff		12,000				12,000
	Design-Staff	10,000					10,000
	Total	10,000	113,000				123,000

Prior	Funding Sources	'18/'19	'19/'20	'20/'21	'21/'22	'22/'23	Total
2,000	CMAQ - Streets: 41705070	10,000	100,000				110,000
	LTF - Streets: 42005330		13,000				13,000
	Total	10,000	113,000				123,000

CITY OF MADERA

PROJECT DETAILS

Engineering

R-000070 2018-19 City Streets 3R & ADA Project

Project Number:

R-000070

Project Cost: \$480,000

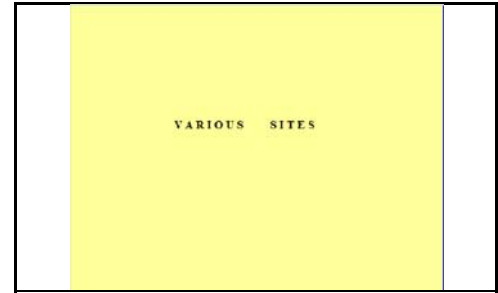
Project Manager: Jose Aguilar

Category: Street 3R

Phase: CONSTRUCTION

Description: Pavement rehabilitation with various types of seal coats and AC overlays on various arterial and collector streets.

Justification: Project is identified in Public Works Pavement Management Plan as needing surface seals or overlays.



Expenditures	'18/'19	'19/'20	'20/'21	'21/'22	'22/'23	Total
Design-Consultant Engineering	35,000					35,000
Construction-Contract	382,000					382,000
Environmental	5,000					5,000
Construction Management-Staff	58,000					58,000
Total	480,000					480,000

Funding Sources	'18/'19	'19/'20	'20/'21	'21/'22	'22/'23	Total
LPP	180,000					180,000
Measure T - RTP/3R: 41514470	300,000					300,000
Total	480,000					480,000

CITY OF MADERA

PROJECT DETAILS

Engineering

R-000071 2020-21 City Streets 3R & ADA Project

Project Number:

R-000071

Project Cost: \$1,000,000

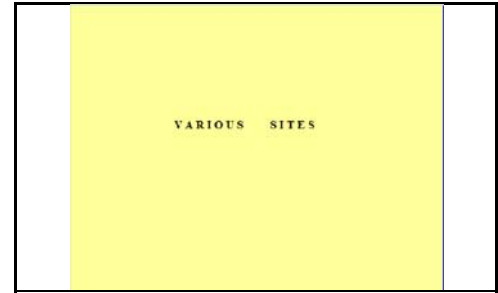
Project Manager: Jose Aguilar

Category: Street 3R

Phase: CONSTRUCTION

Description: Pavement rehabilitation with various types of seal coats and AC overlays on various arterial and collector streets.

Justification: Project is identified in Public Works Pavement Management Plan as needing surface seals or overlays.



Expenditures	'18/'19	'19/'20	'20/'21	'21/'22	'22/'23	Total
Design-Consultant Engineering		20,000				20,000
Construction-Contract			880,000			880,000
Environmental		10,000				10,000
Construction Management-Staff			90,000			90,000
Total		30,000	970,000			1,000,000

Funding Sources	'18/'19	'19/'20	'20/'21	'21/'22	'22/'23	Total
LPP			345,000			345,000
Measure T - RTP/3R: 41514470		300,000	355,000			655,000
Total		300,000	700,000			1,000,000

CITY OF MADERA

PROJECT DETAILS

Engineering

R-000072 Ave 17/Sharon Blvd Improvements

Project Number:

R-000072

Project Cost: \$5,310,910

Project Manager: Keith Helmuth

Category: Public Facility

Phase:

Description: Infrastructure project to include construction and installation of streets, water, sanitary sewer and storm drainage system by private developer in conjunction with an approved Development Agreement (DA). When complete and accepted, the developer will receive reimbursements as specified in the agreement.

Justification: To support logical expansion of City transportation and utility infrastructure.

Expenditures	'18/'19	'19/'20	'20/'21	'21/'22	'22/'23	Total
Land Acquisition	205,000					205,000
Developer Reimbursement	5,105,910					5,105,910
Total	5,310,910					5,310,910

Funding Sources	'18/'19	'19/'20	'20/'21	'21/'22	'22/'23	Total
DIF:4080 Water Development Impact Fee	31,000					31,000
DIF:4081 Water Pipes Impact Fee	42,700					42,700
DIF:4093 Transportation Impact Fee	1,090,000					1,090,000
DIF:4096 Arterial/Collector St. Impact Fee	580,000					580,000
DIF:4097 Traffic Signal Impact Fee	403,000					403,000
DIF:4101 Sewer NE Quadrant Impact Fee	131,000					131,000
DIF:4106 Storm Drain NE Quadrant Impact Fee	68,210					68,210
Economic Dev. Fund	156,500					156,500
LTF - Streets: 42005330	1,640,000					1,640,000
Measure A City: 41500000	1,120,000					1,120,000
Water Utility Fund: 20303830	48,500					48,500
Total	5,310,910					5,310,910

CITY OF MADERA

PROJECT DETAILS

Engineering

R-000073 Washington School Sidewalks

Project Number:

R-000073

Project Cost: \$374,207

Project Manager: Victor Aldama

Category: Street/Sidewalk

Phase: DESIGN

Description: TBD

Justification: TBD

Prior	Expenditures	'18/'19	'19/'20	'20/'21	'21/'22	'22/'23	Total
20,000	Design-Consultant Engineering	6,339					6,339
Total	Construction-Contract	321,529					321,529
	Construction Management-Staff	26,339					26,339
	Total	354,207					354,207

Prior	Funding Sources	'18/'19	'19/'20	'20/'21	'21/'22	'22/'23	Total
20,000	CDBG - Public Impr. Streets: 10218020	185,836					185,836
Total	LTF - Streets: 42005330	84,245					84,245
	Measure T - LTP ADA: 41540000	84,126					84,126
	Total	354,207					354,207

CITY OF MADERA

PROJECT DETAILS

Engineering

R-000076 RMRA Seals/Overlays 2018-19

Project Number:

R-000076

Project Cost: \$1,124,000

Project Manager: Jose Aguilar

Category: Street Reconstruction

Phase:

Description:

Justification:

Expenditures	'18/'19	'19/'20	'20/'21	'21/'22	'22/'23	Total
Construction-Contract	899,200					899,200
Construction Management-Staff	224,800					224,800
Total	1,124,000					1,124,000

Funding Sources	'18/'19	'19/'20	'20/'21	'21/'22	'22/'23	Total
RMRA	1,124,000					1,124,000
Total	1,124,000					1,124,000

CITY OF MADERA

PROJECT DETAILS

Engineering

R-000077 RMRA Seals/Overlays 2019-20

Project Number:

R-000077

Project Cost: \$1,200,000

Project Manager: Jose Aguilar

Category: Street Reconstruction

Phase:

Description:

Justification:

Expenditures	'18/'19	'19/'20	'20/'21	'21/'22	'22/'23	Total
Construction-Contract		960,000				960,000
Construction Management-Staff		240,000				240,000
Total		1,200,000				1,200,000

Funding Sources	'18/'19	'19/'20	'20/'21	'21/'22	'22/'23	Total
RMRA		1,200,000				1,200,000
Total		1,200,000				1,200,000

CITY OF MADERA

PROJECT DETAILS

Engineering

R-000078 RMRA Seals/Overlays 2020-21

Project Number:

R-000078

Project Cost: \$1,300,000

Project Manager: Jose Aguilar

Category: Street Reconstruction

Phase:

Description:

Justification:

Expenditures	'18/'19	'19/'20	'20/'21	'21/'22	'22/'23	Total
Construction-Contract			1,040,000			1,040,000
Construction Management-Staff			260,000			260,000
Total			1,300,000			1,300,000

Funding Sources	'18/'19	'19/'20	'20/'21	'21/'22	'22/'23	Total
RMRA			1,300,000			1,300,000
Total			1,300,000			1,300,000

CITY OF MADERA

PROJECT DETAILS

Engineering

R-000079 RMRA Seals/Overlays 2021-22

Project Number:

R-000079

Project Cost: \$1,400,000

Project Manager: Jose Aguilar

Category: Street Reconstruction

Phase:

Description:

Justification:

Expenditures	'18/'19	'19/'20	'20/'21	'21/'22	'22/'23	Total
Construction-Contract				1,120,000		1,120,000
Construction Management-Staff				280,000		280,000
Total				1,400,000		1,400,000

Funding Sources	'18/'19	'19/'20	'20/'21	'21/'22	'22/'23	Total
RMRA				1,400,000		1,400,000
Total				1,400,000		1,400,000

CITY OF MADERA

PROJECT DETAILS

Engineering

R-000080 RMRA Seals/Overlays 2022-23

Project Number:

R-000080

Project Cost: \$1,500,000

Project Manager: Jose Aguilar

Category: Street Reconstruction

Phase:

Description:

Justification:

Expenditures	'18/'19	'19/'20	'20/'21	'21/'22	'22/'23	Total
Construction-Contract					1,200,000	1,200,000
Construction Management-Staff					300,000	300,000
Total					1,500,000	1,500,000

Funding Sources	'18/'19	'19/'20	'20/'21	'21/'22	'22/'23	Total
RMRA					1,500,000	1,500,000
Total					1,500,000	1,500,000

CITY OF MADERA

PROJECT DETAILS

Engineering

R-000081 2022-23 City Streets 3R & ADA Project

Project Number:

R-000081

Project Cost: \$600,000

Project Manager: Jose Aguilar

Category: Street 3R

Phase:

Description: Pavement rehabilitation with various types of seal coats and AC overlays on various arterial and collector streets.

Justification: Project is identified in Public Works Pavement Management Plan as needing surface seals or overlays.

Expenditures	'18/'19	'19/'20	'20/'21	'21/'22	'22/'23	Total
Construction-Contract				240,000	240,000	480,000
Construction Management-Staff				60,000	60,000	120,000
Total				300,000	300,000	600,000

Funding Sources	'18/'19	'19/'20	'20/'21	'21/'22	'22/'23	Total
Measure T - RTP/3R: 41514470				300,000	300,000	600,000
Total				300,000	300,000	600,000

CITY OF MADERA

PROJECT DETAILS

Engineering

RM-00001 Rtnr Maint City Bridges Fresno RVR

Project Number:

RM-00001

Project Cost: \$55,000

Project Manager: Jose Aguilar

Category: Maintenance

Phase:

Description: Routine maintenance of various City bridges along the Fresno River to include vegetation removal, debris and obstruction removal and bridge footing and erosion protection.

Justification: Work is based on the bridge inspection report submitted by Caltrans to the City. Performing routine maintenance work will also prevent further damage to the bridges.

Prior	Expenditures	'18/'19	'19/'20	'20/'21	'21/'22	'22/'23	Total
10,000	Materials/Equipment	20,000					20,000
	Erosion Control	10,000					10,000
Total	Engineering	5,000	10,000				15,000
	Total	35,000	10,000				45,000

Prior	Funding Sources	'18/'19	'19/'20	'20/'21	'21/'22	'22/'23	Total
10,000	LTF - Streets: 42005330	35,000	10,000				45,000
Total	Total	35,000	10,000				45,000

CITY OF MADERA

PROJECT DETAILS

Engineering

S-000012 Schnoor Ave Trunk Sewer Rehab

Project Number:

S-000012

Project Cost: \$1,713,000

Project Manager: Ellen Bitter

Category: Sewer

Phase: DESIGN

Description: Rehabilitate the Schnoor Ave. Trunk Sewer System beginning at sewage pump station on Cleveland Avenue and going south, crossing the Fresno River, and ending at 4th Street. Technical memo prepared October 2013 by Akel Engineering in conjunction with Master Plan Update presented as Appendix D contains detailed information and recommendations. NOTE: Segment across river has not been evaluated. 4th Street to Industrial completed in 2016.

Justification: Extend useful life of sewer trunk main.

Prior	Expenditures	'18/'19	'19/'20	'20/'21	'21/'22	'22/'23	Total
1,178,000	Design-Consultant Engineering	46,000					46,000
Total	Construction-Contract		445,000				445,000
	Construction Management-Staff		44,000				44,000
	Total	46,000	489,000				535,000

Prior	Funding Sources	'18/'19	'19/'20	'20/'21	'21/'22	'22/'23	Total
1,178,000	Sewer Utility Fund: 20403420	46,000	489,000				535,000
Total	Total	46,000	489,000				535,000

CITY OF MADERA

PROJECT DETAILS

Engineering

S-000995 Road 28 Sewer Loan Repayment

Project Number:

S-000995

Project Cost: \$572,676

Project Manager: Keith Helmuth

Category: Reimbursements

Phase: N/A

Description:

Reimburse the sewer fund for construction of Road 28 Interceptor. Expenditures include \$57,380 (Resolution 99-203) for engineering and \$507,296 (Resolution 00-243) for construction for a total cost of \$564,676. Collection of Road 28 Sewer Interceptor DIF will continue until balance of loan is repaid.

Justification:

Sewer funds used to construct the Road 28 Interceptor were taken as a loan. They must be repaid.

Prior	Expenditures	'18/'19	'19/'20	'20/'21	'21/'22	'22/'23	Total	Future
221,000	Loan Repayment	4,000	4,000	4,000	4,000	4,000	20,000	331,676
Total	Total	4,000	4,000	4,000	4,000	4,000	20,000	Total

Prior	Funding Sources	'18/'19	'19/'20	'20/'21	'21/'22	'22/'23	Total
221,000	DIF:4085 Road 28 Sewer Intercept Impact Fee	4,000	4,000	4,000	4,000	4,000	20,000
Total	Total	4,000	4,000	4,000	4,000	4,000	20,000

CITY OF MADERA

PROJECT DETAILS

Engineering

S-000996 Southeast Quad Sewer Improvement

Project Number:

S-000996

Project Cost: \$464,400

Project Manager: Keith Helmuth

Category: Reimbursements

Phase: N/A

Description: Construct sewer improvements within the Southeast quadrant in response to need and as identified in the Sewer Master Plan for that Area and/or reimburse developers for those same improvements if constructed as part of a development project.

Partial list includes: Road 28 1/2 (13 3/4 to 15 -15") - \$211,200; Tozer Street (Storey to Ave 15 -12") - \$71,250, Ave 15 (Rd 28 1/2 to Rd 28 -15") - \$76,000, Road 28 (Ave 15 to Ave 14 1/2 - 18") - \$99,750

Justification: Planned growth in this quadrant of the City requires construction of various sewer improvements as are identified in the Sewer Master Plan.

Expenditures	'18/'19	'19/'20	'20/'21	'21/'22	'22/'23	Total	Future
Construction-Contract		106,200	100,000	100,000	100,000	406,200	58,200
Total		106,200	100,000	100,000	100,000	406,200	Total

Funding Sources	'18/'19	'19/'20	'20/'21	'21/'22	'22/'23	Total	Future
DIF:4103 Sewer SE Quadrant Impact Fee		106,200	100,000	100,000	100,000	406,200	58,200
Total		106,200	100,000	100,000	100,000	406,200	Total

CITY OF MADERA

PROJECT DETAILS

Engineering

S-000997 Northeast Quad Sewer Improvement **Project Number: S-000997**

Project Cost: \$210,000 **Project Manager:** Keith Helmuth
Category: Reimbursements **Phase:** N/A

Description: Construct sewer improvements within the northeast quadrant in response to need and as identified in the Sewer Master Plan for that Area and/or reimburse developers for those same improvements if constructed as part of a development project.

Partial list includes: Road 28 (North of Ellis -12") - \$45,000; Lake Street (North of Ellis -12") - \$64,440, Lake Street (North of Ellis 10") - \$34,722, D Street (North of Ellis - 12") - \$64,440

Justification: Planned growth in this quadrant of the City requires construction of various sewer improvements as are identified in the Sewer Master Plan.

Expenditures	'18/'19	'19/'20	'20/'21	'21/'22	'22/'23	Total
Construction-Contract					210,000	210,000
Total					210,000	210,000

Funding Sources	'18/'19	'19/'20	'20/'21	'21/'22	'22/'23	Total
DIF:4101 Sewer NE Quadrant Impact Fee					210,000	210,000
Total					210,000	210,000

CITY OF MADERA

PROJECT DETAILS

Engineering

S-000998 Northwest Quad Sewer Improvement

Project Number:

S-000998

Project Cost: \$250,000

Project Manager: Keith Helmuth

Category: Reimbursements

Phase: N/A

Description: Construct sewer improvements within the northwest quadrant in response to need and as identified in the Sewer Master Plan for that Area and/or reimburse developers for those same improvements if constructed as part of a development project.

Partial list includes: North of River (10") - \$82,700; North of River (12") - \$189,300, North of River (15") - \$80,000

Justification: Planned growth in this quadrant of the City requires construction of various sewer improvements as are identified in the Sewer Master Plan.

Expenditures	'18/'19	'19/'20	'20/'21	'21/'22	'22/'23	Total
Construction-Contract					250,000	250,000
Total					250,000	250,000

Funding Sources	'18/'19	'19/'20	'20/'21	'21/'22	'22/'23	Total
DIF:4099 Sewer Existing Area Impact Fee					125,000	125,000
DIF:4100 Sewer NW Quadrant Impact Fee					125,000	125,000
Total					250,000	250,000

CITY OF MADERA

PROJECT DETAILS

Engineering

S-000999 Reimbursements - Sewer Construction

Project Number:

S-000999

Project Cost: \$100,000

Project Manager: Keith Helmuth

Category: Reimbursements

Phase: N/A

Description: Reimbursements to various developers for previously constructed sewer pipe related improvements that have either not been requested for reimbursement by the developer or not paid due to inadequate funding.

Justification: Improvements have been constructed and are included within the list of improvements eligible for reimbursements.

Expenditures	'18/'19	'19/'20	'20/'21	'21/'22	'22/'23	Total
Developer Reimbursement					100,000	100,000
Total					100,000	100,000

Funding Sources	'18/'19	'19/'20	'20/'21	'21/'22	'22/'23	Total
DIF:4099 Sewer Existing Area Impact Fee					100,000	100,000
Total					100,000	100,000

CITY OF MADERA

PROJECT DETAILS

Engineering

S-STDY-1 Sewer System Assess/Rehab

Project Number:

S-STDY-1

Project Cost: \$360,000

Project Manager: Ellen Bitter

Category: Administrative

Phase:

Description: Assessment of City sanitary sewer conditions to determine if they require repair or rehabilitation.

Justification: City-wide sanitary sewer facilities have been observed to be deteriorating and in need of repair, rehabilitation or even replacement.

Prior	Expenditures	'18/'19	'19/'20	'20/'21	'21/'22	'22/'23	Total
236,175	Engineering/Administration	25,000					25,000
	Study/Report	98,825					98,825
Total	Total	123,825					123,825

Prior	Funding Sources	'18/'19	'19/'20	'20/'21	'21/'22	'22/'23	Total
236,175	Sewer Utility Fund: 20403420	123,825					123,825
Total	Total	123,825					123,825

CITY OF MADERA

PROJECT DETAILS

Engineering

S-STDY-2 Sewer Asset Mgmt Software

Project Number:

S-STDY-2

Project Cost: \$75,000

Project Manager: Ellen Bitter

Category: Administrative

Phase:

Description: Purchase asset management software to compile condition assessment data and track improvements and work orders.

Justification: Moving forward to a platform readily accessible to all staff and for efficient management and planning activities.

Expenditures	'18/'19	'19/'20	'20/'21	'21/'22	'22/'23	Total
Other	75,000					75,000
Total	75,000					75,000

Funding Sources	'18/'19	'19/'20	'20/'21	'21/'22	'22/'23	Total
Sewer Utility Fund: 20403420	75,000					75,000
Total	75,000					75,000

CITY OF MADERA

PROJECT DETAILS

Engineering

S-VI-002 Sewer Main Video Inspection

Project Number:

S-VI-002

Project Cost: \$1,268,446

Project Manager: Ellen Bitter

Category: Administrative

Phase:

Description: Retain a consultant(s) to conduct sewer main video inspection and condition assessment for existing sewer system facilities to include inventory of age, size, type, condition, etc; non-destructive testing; GIS integration; computer analysis; rehab and replacement strategies; prioritization; cost estimates and support. Funded through the rate increase.

Justification: A condition assessment including development of an asset management program is needed to properly prioritize, schedule and justify funding expenditures for rehabilitation and replacement to extend the life of the system and prevent breaks that could disrupt service and/or cause significant damage.

Prior	Expenditures	'18/'19	'19/'20	'20/'21	'21/'22	'22/'23	Total
527,516	Construction Management-Staff	740,930					740,930
Total	Total	740,930					740,930

Prior	Funding Sources	'18/'19	'19/'20	'20/'21	'21/'22	'22/'23	Total
527,516	Sewer Utility Fund: 20403420	740,930					740,930
Total	Total	740,930					740,930

CITY OF MADERA

PROJECT DETAILS

Engineering

SD-00014 NW Quad Storm Drain Improvement

Project Number:

SD-00014

Project Cost: \$7,400,000

Project Manager: Keith Helmuth

Category: Storm Drain

Phase: CONSTRUCTION

Description: Construct storm drain improvements within the Northwest quadrant in response to need and as identified in the Storm Drain Master Plan for that Area and/or reimburse developers for those same improvements if constructed as part of a development project.

Includes 3 basins and 16 pipes of various sizes and lengths - \$7,400,000

Justification: Planned growth in this quadrant of the City requires construction of various storm drain improvements as are identified in the Storm Drain Master Plan.

Expenditures	'18/'19	'19/'20	'20/'21	'21/'22	'22/'23	Total
Construction-Contract					7,400,000	7,400,000
Total					7,400,000	7,400,000

Funding Sources	'18/'19	'19/'20	'20/'21	'21/'22	'22/'23	Total
DIF:4105 Storm Drain NW					7,400,000	7,400,000
Quadrant Impact Fee						
Total					7,400,000	7,400,000

CITY OF MADERA

PROJECT DETAILS

Engineering

SD-00015 SE Quad Storm Drain Improvements

Project Number:

SD-00015

Project Cost: \$17,500,000

Project Manager: Keith Helmuth

Category: Storm Drain

Phase: CONSTRUCTION

Description: Construct storm drain improvements within the Southeast quadrant in response to need and as identified in the Storm Drain Master Plan for that Area and/or reimburse developers for those same improvements if constructed as part of a development project.

Includes 10 basins and 48 pipes of various sizes and lengths - \$17,500,000

Justification: Planned growth in this quadrant of the City requires construction of various storm drain improvements as are identified in the Storm Drain Master Plan.

Expenditures	'18/'19	'19/'20	'20/'21	'21/'22	'22/'23	Total
Construction-Contract					17,500,000	17,500,000
Total					17,500,000	17,500,000

Funding Sources	'18/'19	'19/'20	'20/'21	'21/'22	'22/'23	Total
DIF:4108 Storm Drain SE					17,500,000	17,500,000
Quadrant Impact Fee						
Total					17,500,000	17,500,000

CITY OF MADERA

PROJECT DETAILS

Engineering

SD-13-PX Retention Basin Land Acquisition

Project Number:

SD-13-PX

Project Cost: \$140,000

Project Manager: Keith Helmuth

Category: Storm Drain

Phase: DESIGN

Description: Identify, prioritize and purchase land at locations where development is anticipated to occur in the near term.

This task will only proceed to the degree funding is available.

Justification: Advance planning and purchase of right-of-way reduces the potential for a series of temporary basins as part of individual development project.

Expenditures	'18/'19	'19/'20	'20/'21	'21/'22	'22/'23	Total
Land Acquisition	40,000	30,000	30,000			100,000
Design-Consultant Engineering	10,000	10,000	10,000	10,000		40,000
Total	50,000	40,000	40,000	10,000		140,000

Funding Sources	'18/'19	'19/'20	'20/'21	'21/'22	'22/'23	Total
DIF:4104 Drainage System Existing Area Impact Fee	20,000	10,000	10,000			40,000
DIF:4105 Storm Drain NW Quadrant Impact Fee	20,000	10,000	10,000			40,000
DIF:4107 Storm Drain SW Quadrant Impact Fee	20,000					20,000
DIF:4108 Storm Drain SE Quadrant Impact Fee	20,000	10,000	10,000			40,000
Total	80,000	30,000	30,000			140,000

CITY OF MADERA

PROJECT DETAILS

Engineering

SD-14-P11 Granada Dr/Ave 12.5 Retention Basin

Project Number:

SD-14-P11

Project Cost: \$105,000

Project Manager: Keith Helmuth

Category: Storm Drain

Phase: DESIGN

Description: Identify location, acquire land and prepare preliminary estimates of costs in advance of engineering and construction.

This task will only proceed to the degree funding is available and may be moved up in priority based on availability of funds.

Justification: Advance planning and purchase of right-of-way reduces the potential for a series of temporary basins as part of individual development project.

Prior	Expenditures	'18/'19	'19/'20	'20/'21	'21/'22	'22/'23	Total
5,000	Land Acquisition		80,000				80,000
	Design-Consultant Engineering		20,000				20,000
Total	Total		100,000				100,000

Prior	Funding Sources	'18/'19	'19/'20	'20/'21	'21/'22	'22/'23	Total
5,000	DIF:4107 Storm Drain SW		100,000				100,000
	Quadrant Impact Fee						
Total	Total		100,000				100,000

CITY OF MADERA

PROJECT DETAILS

Engineering

SD-15-P7 Ellis St/Krohn St Retention Basin

Project Number:

SD-15-P7

Project Cost: \$105,000

Project Manager: Keith Helmuth

Category: Storm Drain

Phase: DESIGN

Description: Identify location, acquire land and prepare preliminary estimates of costs in advance of engineering and construction.

This task will only proceed to the degree funding is available.

Justification: Advance planning and purchase of right-of-way reduces the potential for a series of temporary basins as part of individual development project.

Prior	Expenditures	'18/'19	'19/'20	'20/'21	'21/'22	'22/'23	Total
5,000	Land Acquisition		80,000				80,000
	Design-Consultant Engineering		20,000				20,000
Total	Total		100,000				100,000

Prior	Funding Sources	'18/'19	'19/'20	'20/'21	'21/'22	'22/'23	Total
5,000	DIF:4106 Storm Drain NE		100,000				100,000
	Quadrant Impact Fee						
Total	Total		100,000				100,000

CITY OF MADERA

PROJECT DETAILS

Engineering

SD-P18 Sienna Basin			Project Number:	SD-P18
---------------------	--	--	-----------------	--------

Project Cost: \$240,000 Project Manager: Keith Helmuth
Category: Storm Drain Phase:

Description: Purchase basin or reimburse basin purchase from developer and expand as required per storm drain master plan.

Justification: Required for existing demands.

Prior	Expenditures	'18/'19	'19/'20	'20/'21	'21/'22	'22/'23	Total
125,000	Design-Consultant Engineering	20,000					20,000
	Construction-Contract	95,000					95,000
Total							
	Total	115,000					115,000

Prior	Funding Sources	'18/'19	'19/'20	'20/'21	'21/'22	'22/'23	Total
125,000	DIF:4108 Storm Drain SE	115,000					115,000
	Quadrant Impact Fee						
Total							
	Total	115,000					115,000

CITY OF MADERA

PROJECT DETAILS

Engineering

SS-00001 Wessmith Way Sewer Main Replace

Project Number:

SS-00001

Project Cost: \$49,000

Project Manager: Ellen Bitter

Category: Sewer

Phase: CONSTRUCTION

Description: Replace 155-feet of existing 10-inch sanitary sewer main with new 15-inch main on Wessmith Wy. From 155-feet east of Lake St. to Lake St.

Justification: Existing sewer main is under size for full build out.

Prior	Expenditures	'18/'19	'19/'20	'20/'21	'21/'22	'22/'23	Total
10,000	Construction-Contract	35,000					35,000
	Construction Management-Staff	4,000					4,000
Total	Total	39,000					39,000

Prior	Funding Sources	'18/'19	'19/'20	'20/'21	'21/'22	'22/'23	Total
10,000	DIF:4099 Sewer Existing Area Impact Fee	18,330					18,330
	Sewer Utility Fund: 20403420	20,670					20,670
Total	Total	39,000					39,000

CITY OF MADERA

PROJECT DETAILS

Engineering

SS-00002 Sherwood Way Sewer Main Replace

Project Number:

SS-00002

Project Cost: \$652,000

Project Manager: Ellen Bitter

Category: Sewer

Phase: DESIGN

Description: Replace 1,830-feet of existing 12-inch sanitary sewer main with new 15-inch main on Sherwood Way from Lake St. to 180-feet west of Nebraska Ave. and replace 430-feet of existing 8-inch sewer main with new 8-inch sewer main in alley bounded by Lake & Fresno and Daulton & Riverside.

Justification: Existing sewer main is under size for full build out.

Prior	Expenditures	'18/'19	'19/'20	'20/'21	'21/'22	'22/'23	Total
78,000	Construction-Contract	531,000					531,000
	Construction Management-Staff	43,000					43,000
Total	Total	574,000					574,000

Prior	Funding Sources	'18/'19	'19/'20	'20/'21	'21/'22	'22/'23	Total
78,000	DIF:4099 Sewer Existing Area Impact Fee	180,350					180,350
	Sewer Utility Fund: 20403420	393,650					393,650
Total	Total	574,000					574,000

CITY OF MADERA

PROJECT DETAILS

Engineering

SS-00006 Fairgrounds Liftstation-VFD

Project Number:

SS-00006

Project Cost: \$650,000

Project Manager: Victor Aldama

Category: Sewer

Phase: CONSTRUCTION

Description: Install new pumps equipped with variable frequency drives (VFD's) to include electrical work and appurtenances.

Justification: Improve the performance of the pumps at the lift station resulting in a more efficient and economical system.

Prior	Expenditures	'18/'19	'19/'20	'20/'21	'21/'22	'22/'23	Total
25,000	Construction-Contract	585,000					585,000
Total	Construction Management-Staff	40,000					40,000
	Total	625,000					625,000

Prior	Funding Sources	'18/'19	'19/'20	'20/'21	'21/'22	'22/'23	Total
25,000	DIF:4099 Sewer Existing Area Impact Fee	225,000					225,000
Total	Sewer Utility Fund: 20403420	400,000					400,000
	Total	625,000					625,000

CITY OF MADERA

PROJECT DETAILS

Engineering

SS-00007 Airport Lift Station Force Main Study

Project Number:

SS-00007

Project Cost: \$20,000

Project Manager: Ellen Bitter

Category: Sewer

Phase:

Description: Project development and preliminary engineering to analyze force main and lift station configuration.

Justification: Public Works experiences clogging issues with this force main to gravity line.

Expenditures	'18/'19	'19/'20	'20/'21	'21/'22	'22/'23	Total
Design-Consultant Engineering	20,000					20,000
Total	20,000					20,000

Funding Sources	'18/'19	'19/'20	'20/'21	'21/'22	'22/'23	Total
Sewer Utility Fund: 20403420	20,000					20,000
Total	20,000					20,000

CITY OF MADERA

PROJECT DETAILS

Engineering

SS-00008 2018 Sewer Manhole Project

Project Number:

SS-00008

Project Cost: \$50,000

Project Manager: Ellen Bitter

Category: Sewer

Phase:

Description: Make corrective improvements to existing manholes. Raise to grade; improve connections, eliminate catch points.

Justification: Several manholes have been identified as deficient and inaccessible through the CCTV of the sewer mains.

Expenditures	'18/'19	'19/'20	'20/'21	'21/'22	'22/'23	Total
Design-Consultant Engineering	10,000					10,000
Utility Relocation	40,000					40,000
Total	50,000					50,000

Funding Sources	'18/'19	'19/'20	'20/'21	'21/'22	'22/'23	Total
Sewer Utility Fund: 20403420	50,000					50,000
Total	50,000					50,000

CITY OF MADERA

PROJECT DETAILS

Engineering

SS-00009 2018 Sewer Repairs

Project Number:

SS-00009

Project Cost: \$500,000

Project Manager: Ellen Bitter

Category: Sewer

Phase:

Description: Repair and rehabilitate pipelines identified through the CCTV phase of the Sewer Condition Assessment.

Justification: Consultant recommends immediate repair, rehabilitation or replacement of lines.

Expenditures	'18/'19	'19/'20	'20/'21	'21/'22	'22/'23	Total
Design-Consultant Engineering	20,000					20,000
Construction-Contract	450,000					450,000
Construction Management-Staff	30,000					30,000
Total	500,000					500,000

Funding Sources	'18/'19	'19/'20	'20/'21	'21/'22	'22/'23	Total
Sewer Utility Fund: 20403420	500,000					500,000
Total	500,000					500,000

CITY OF MADERA

PROJECT DETAILS

Engineering

SS-00010 Airport Lift Station Pumps Replacement **Project Number: SS-00010**

Project Cost: \$150,000 **Project Manager:** Ellen Bitter
Category: Sewer **Phase:**

Description: Replace Airport lift station pumps.

Justification:

Expenditures	'18/'19	'19/'20	'20/'21	'21/'22	'22/'23	Total
Construction-Contract	120,000					120,000
Construction Management-Staff	30,000					30,000
Total	150,000					150,000

Funding Sources	'18/'19	'19/'20	'20/'21	'21/'22	'22/'23	Total
Sewer Utility Fund: 20403420	150,000					150,000
Total	150,000					150,000

CITY OF MADERA

PROJECT DETAILS

Engineering

SS-00011 Mainberry - between Howard & Sunset

Project Number:

SS-00011

Project Cost: \$450,000

Project Manager: Ellen Bitter

Category: Sewer

Phase:

Description: Mainberry Blvd. sewer between Howard Road and Sunset Avenue

Justification:

Expenditures	'18/'19	'19/'20	'20/'21	'21/'22	'22/'23	Total
Construction-Contract	360,000					360,000
Construction Management-Staff	90,000					90,000
Total	450,000					450,000

Funding Sources	'18/'19	'19/'20	'20/'21	'21/'22	'22/'23	Total
Sewer Utility Fund: 20403420	450,000					450,000
Total	450,000					450,000

CITY OF MADERA

PROJECT DETAILS

Engineering

TS-00017 Granada Dr/Howard Rd Traffic Signal

Project Number:

TS-00017

Project Cost: \$535,836

Project Manager: Victor Aldama

Category: Traffic Signal

Phase: DESIGN

Description: Add traffic signal at Granada Drive and Howard Road.

Justification: Traffic safety.

Prior	Expenditures	'18/'19	'19/'20	'20/'21	'21/'22	'22/'23	Total
45,836	Design-Consultant Engineering	13,000					13,000
Total	Construction-Contract	420,000					420,000
	Right of Way Costs	10,000					10,000
	Construction Management-Staff	42,000					42,000
	Design-Staff	5,000					5,000
	Total	490,000					490,000

Prior	Funding Sources	'18/'19	'19/'20	'20/'21	'21/'22	'22/'23	Total
45,836	DIF:4097 Traffic Signal Impact Fee	385,000					385,000
Total	Measure T - RTP/3R: 41514470	105,000					105,000
	Total	490,000					490,000

CITY OF MADERA

PROJECT DETAILS

Engineering

TS-00019 Howard Rd/Westberry Traffic Signal

Project Number:

TS-00019

Project Cost: \$555,800

Project Manager: Les Jorgensen

Category: Traffic Signal

Phase: DESIGN/CONSTRUCTION

Description: Install a traffic signal at the intersection of Westberry Blvd. and Howard Rd.

Justification: Emission reduction for CMAQ project and traffic safety.



Prior	Expenditures	'18/'19	'19/'20	'20/'21	'21/'22	'22/'23	Total
88,300	Design-Consultant Engineering	14,000					14,000
Total	Construction-Contract	404,000					404,000
	Right of Way Costs	9,500					9,500
	Construction Management-Staff	40,000					40,000
	Total	467,500					467,500

Prior	Funding Sources	'18/'19	'19/'20	'20/'21	'21/'22	'22/'23	Total
88,300	CMAQ - Streets: 41705070	342,700					342,700
Total	DIF:4097 Traffic Signal Impact Fee	124,800					124,800
	Total	467,500					467,500

CITY OF MADERA

PROJECT DETAILS

Engineering

TS-00020 Sunrise Ave/Tozer St Traffic Signal

Project Number:

TS-00020

Project Cost: \$385,000

Project Manager: Keith Helmuth

Category: Traffic Signal

Phase: DESIGN

Description: Install a traffic signal at the intersection of Sunrise Avenue and Tozer Street.

Justification: Emission reduction.

Expenditures	'18/'19	'19/'20	'20/'21	'21/'22	'22/'23	Total
Design-Consultant Engineering				35,000		35,000
Construction-Contract					340,000	340,000
Construction Management-Staff					10,000	10,000
Total				35,000	350,000	385,000

Funding Sources	'18/'19	'19/'20	'20/'21	'21/'22	'22/'23	Total
DIF:4097 Traffic Signal Impact Fee				35,000	350,000	385,000
Total				35,000	350,000	385,000

CITY OF MADERA

PROJECT DETAILS

Engineering

TS-00022 4th St Traffic Signal Interconnect

Project Number:

TS-00022

Project Cost: \$24,000

Project Manager: Jose Aguilar

Category: Traffic Signal

Phase:

Description: Provide hardwire connection and coordinated timing plans for six (6) traffic signals along 4th Street at the following intersections:
Sunset Avenue
"I" Street
"H" Street
"G" Street
Gateway Drive
"D" Street

Justification: Improved traffic flow along corridor reduces congestion and travel times, thereby improving air quality.

Expenditures	'18/'19	'19/'20	'20/'21	'21/'22	'22/'23	Total
Design-Consultant Engineering	8,000					8,000
Construction-Contract	16,000					16,000
Total	24,000					24,000

Funding Sources	'18/'19	'19/'20	'20/'21	'21/'22	'22/'23	Total
SJVAPCD - Remove II Grant: 41305422	24,000					24,000
Total	24,000					24,000

CITY OF MADERA

PROJECT DETAILS

Engineering

TS-00023 HOPYQ Intersection Traffic Signals

Project Number:

TS-00023

Project Cost: \$135,000

Project Manager: Ellen Bitter

Category: Traffic Signal

Phase:

Description: Traffic signal modifications and intersection improvements at Howard Road, Olive Avenue, Pine Street, Yosemite Avenue & Q Street intersection.

Justification: Emission reduction for CMAQ project and traffic safety.

Expenditures	'18/'19	'19/'20	'20/'21	'21/'22	'22/'23	Total
Design-Consultant Engineering	15,000					15,000
Construction-Contract		110,000				110,000
Construction Management-Staff		10,000				10,000
Total	15,000	120,000				135,000

Funding Sources	'18/'19	'19/'20	'20/'21	'21/'22	'22/'23	Total
CMAQ - Streets: 41705070	13,000	107,000				120,000
LTF - Streets: 42005330	2,000	13,000				15,000
Total	15,000	120,000				135,000

CITY OF MADERA

PROJECT DETAILS

Engineering

TS-00024 Cleveland/Granada Dr Traffic Signal

Project Number:

TS-00024

Project Cost: \$375,000

Project Manager: Keith Helmuth

Category: Traffic Signal

Phase:

Description: Install traffic signal at Cleveland Ave. and Granada Dr.

Justification: Traffic and pedestrian safety.

Expenditures	'18/'19	'19/'20	'20/'21	'21/'22	'22/'23	Total
Design-Consultant Engineering					35,000	35,000
Construction-Contract					300,000	300,000
Construction Management-Staff					40,000	40,000
Total					375,000	375,000

Funding Sources	'18/'19	'19/'20	'20/'21	'21/'22	'22/'23	Total
DIF:4097 Traffic Signal Impact Fee					375,000	375,000
Total					375,000	375,000

CITY OF MADERA

PROJECT DETAILS

Engineering

W-000003 Water Main Upgrades - Locations 1-12 Project Number: W-000003

Project Cost: \$850,000 **Project Manager:** Ellen Bitter
Category: Water **Phase:** DESIGN

Description: Replace undersize 4" pipes with larger PVC to include valves & appurtenances at the following locations:
 Oak Street - Pine to Cypress
 Olive Ave. - P to Q Street
 P Street - 4th to 5th
 O/P Alley - 6th to Olive
 10th - D to UPRR
 12th - E to D Alley
 14th - D to Olive
 5th - Gateway to G
 2nd - C to E
 B St.- Central to River
 6th - Lake St. to Vineyard

Justification: Undersize pipes need to be upgraded to provide sufficient supply of potable water. These need to be re-evaluated as have carried over for many years.

Expenditures	'18/'19	'19/'20	'20/'21	'21/'22	'22/'23	Total
Design-Consultant Engineering	100,000					100,000
Construction-Contract		640,000				640,000
Construction Management-Staff		110,000				110,000
Total	100,000	750,000				850,000

Funding Sources	'18/'19	'19/'20	'20/'21	'21/'22	'22/'23	Total
Water Utility Fund: 20303830	850,000					850,000
Total	850,000					850,000

CITY OF MADERA

PROJECT DETAILS

Engineering

W-000004 Water Main Upgrades - Locations 13-23

Project Number:

W-000004

Project Cost: \$1,500,000

Project Manager: Ellen Bitter

Category: Water

Phase: DESIGN

Description: Replace undersize pipes with larger PVC to include valve & appurtenance at the following locations:

Fresno Street - Riverside to Dalton
 Riverside Alley @ Dalton
 Merced St. - Dalton to Riverside
 B Street - 10th to 13th
 11th Street - A to 200ft E/O A Street
 Nebraska - Cleveland to James Way
 Wilson - Owens to Sharon
 Adell - Lake to Merced
 Harding - Davis to Torres Way
 Wallace - Sunrise to Sierra Vista School
 Lake - Wallace to Hull
 Lincoln - Tulare to 2 blks east

Justification: Undersize pipes need to be upgraded to provide sufficient supply of potable water.

Expenditures	'18/'19	'19/'20	'20/'21	'21/'22	'22/'23	Total
Design-Consultant Engineering	120,000					120,000
Construction-Contract			1,180,000			1,180,000
Construction Management-Staff			200,000			200,000
Total	120,000		1,380,000			1,500,000

Funding Sources	'18/'19	'19/'20	'20/'21	'21/'22	'22/'23	Total
Water Utility Fund: 20303830	1,500,000					1,500,000
Total	1,500,000					1,500,000

CITY OF MADERA

PROJECT DETAILS

Engineering

W-000006 H St-Water Main Upgrades

Project Number:

W-000006

Project Cost: \$265,000

Project Manager: Ellen Bitter

Category: Water

Phase: DESIGN

Description: Water projects system upgrades at H Street - 11th to Madera Avenue. Install new 12" main from existing 12" crossing SR99 at 10th Street alignment, southerly on "H" Street, across Madera Avenue to 11th Street. Bore under Madera Avenue (SR145).

Project is 90% design by CDM as part of 2010 Water System Improvements - Bid Pack 2 along with W-07 and W-08. Shelved due to lack of funding.

Should be constructed in conjunction with W-08.

Justification: Project identified in 1997 Master Plan to provide pipeline reinforcements between South and East Madera as "Improvements No. 1.2" that includes W-06 and W-08

Expenditures	'18/'19	'19/'20	'20/'21	'21/'22	'22/'23	Total
Design-Consultant Engineering	10,000					10,000
Construction-Contract		230,000				230,000
Construction Management-Staff		25,000				25,000
Total	10,000	255,000				265,000

Funding Sources	'18/'19	'19/'20	'20/'21	'21/'22	'22/'23	Total
Water Utility Fund: 20303830	10,000	255,000				265,000
Total	10,000	255,000				265,000

CITY OF MADERA

PROJECT DETAILS

Engineering

W-000008 10th St-Water Main Upgrades

Project Number:

W-000008

Project Cost: \$780,000

Project Manager: Ellen Bitter

Category: Water

Phase: DESIGN

Description: New 12" from W-06 (12" installed "H" Street and 11th), east on 11th, under UPRR to east. North on "E" Street to 10th Street, east on 10th Street to "D" Street. Connect to existing 10".

Part of 2010 Water Improvements - Bid Package 2. 90% design.
Shelved due to lack of funding.

Should be constructed in conjunction with W-06.

Justification: Project identified in 1997 Master Plan to provide pipeline reinforcements between South and East Madera as "Improvements No. 1.2" that includes W-06 and W-08

Expenditures	'18/'19	'19/'20	'20/'21	'21/'22	'22/'23	Total
Design-Consultant Engineering		10,000				10,000
Construction-Contract			700,000			700,000
Construction Management-Staff			70,000			70,000
Total		10,000	770,000			780,000

Funding Sources	'18/'19	'19/'20	'20/'21	'21/'22	'22/'23	Total
Water Utility Fund: 20303830		10,000	770,000			780,000
Total		10,000	770,000			780,000

CITY OF MADERA

PROJECT DETAILS

Engineering

W-000009 Gateway-Riverside River Crossing **Project Number: W-000009**

Project Cost: \$184,000 **Project Manager:** Ellen Bitter
Category: Water **Phase:** DESIGN/CONSTRUCTION

Description: Water main replacement at River Crossing@ Gateway, Riverside/Sonora to Water Well No. 18 at Gateway.

Justification: Water main beneath river is deteriorating and in need of replacement.

Expenditures	'18/'19	'19/'20	'20/'21	'21/'22	'22/'23	Total
Design-Consultant Engineering	20,000					20,000
Construction-Contract	150,000					150,000
Construction Management-Staff	14,000					14,000
Total	184,000					184,000

Funding Sources	'18/'19	'19/'20	'20/'21	'21/'22	'22/'23	Total
Water Utility Fund: 20303830	184,000					184,000
Total	184,000					184,000

CITY OF MADERA

PROJECT DETAILS

Engineering

W-000017 Well 27 Pipe Outfall Extension

Project Number:

W-000017

Project Cost: \$575,000

Project Manager: Victor Aldama

Category: Water

Phase: DESIGN

Description: Pipeline outfall extension - Well No. 27. Install a pipeline 200 feet down Almond to provide relief line.

Justification: Granulated Activated Carbon filter system is backflushed twice a year. Currently, the well water floods the street. System will install a pipeline 200 feet down Almond to provide for relief line.

Prior	Expenditures	'18/'19	'19/'20	'20/'21	'21/'22	'22/'23	Total
45,000	Construction-Contract	500,000					500,000
	Construction Management-Staff	30,000					30,000
Total	Total	530,000					530,000

Prior	Funding Sources	'18/'19	'19/'20	'20/'21	'21/'22	'22/'23	Total
45,000	Water Utility Fund: 20303830	530,000					530,000
Total	Total	530,000					530,000

CITY OF MADERA

PROJECT DETAILS

Engineering

W-000020 Well 28 Pump Replacement

Project Number:

W-000020

Project Cost: \$500,000

Project Manager: Ellen Bitter

Category: Water

Phase: DESIGN

Description: Replace pump at well No. 28 at Storey & Tozer Road

Justification: Prolonged use of pumps caused inefficiency and costly energy use. PG&E will provide funds to replace units thereby saving electricity.

Expenditures	'18/'19	'19/'20	'20/'21	'21/'22	'22/'23	Total
Design-Consultant Engineering	20,000					20,000
Construction-Contract	470,000					470,000
Construction Management-Staff	10,000					10,000
Total	500,000					500,000

Funding Sources	'18/'19	'19/'20	'20/'21	'21/'22	'22/'23	Total
Water Utility Fund: 20303830	500,000					500,000
Total	500,000					500,000

CITY OF MADERA

PROJECT DETAILS

Engineering

W-000022 Water Tower Recoating

Project Number:

W-000022

Project Cost: \$1,500,000

Project Manager: Keith Helmuth

Category: Water

Phase: DESIGN

Description: Recoating of the water tower interior lining

Justification: Recoating to prevent rust and deterioration of interior lining of the water tower

Prior	Expenditures	'18/'19	'19/'20	'20/'21	'21/'22	'22/'23	Total
10,000	Construction-Contract	1,450,000					1,450,000
Total	Construction Management-Staff	40,000					40,000
	Total	1,490,000					1,490,000

Prior	Funding Sources	'18/'19	'19/'20	'20/'21	'21/'22	'22/'23	Total
10,000	Water Utility Fund: 20303830	1,490,000					1,490,000
Total	Total	1,490,000					1,490,000

CITY OF MADERA

PROJECT DETAILS

Engineering

W-000026 Water Tower Demolition

Project Number:

W-000026

Project Cost: \$300,000

Project Manager: Jimmy Monreal

Category: Water

Phase:

Description: Remove existing water tower located at the Frank Bergon Senior Center (238 S. "D" Street) and perform environmental remediation of the dismantled pieces for proper disposal.

Justification: The expense of restoring the water tower structurally and environmentally has been estimated by the Public Works Department to be in a ballpark area of \$1,000,000 - well over the estimated removal costs. These funds do not presently exist which would leave the current safety concerns in place until such fund could be secured, if ever.

Prior	Expenditures	'18/'19	'19/'20	'20/'21	'21/'22	'22/'23	Total
15,000	Construction-Contract		275,000				275,000
	Construction Management-Staff		10,000				10,000
Total	Total		285,000				285,000

Prior	Funding Sources	'18/'19	'19/'20	'20/'21	'21/'22	'22/'23	Total
15,000	Water Utility Fund: 20303830		285,000				285,000
Total	Total		285,000				285,000

CITY OF MADERA

PROJECT DETAILS

Engineering

W-000029 Downtown Valve Replacement

Project Number:

W-000029

Project Cost: \$130,000

Project Manager: Ellen Bitter

Category: Water

Phase: CONSTRUCTION

Description: Replace 26 valves in the downtown area.

Justification: This project was submitted from Public Works into the CIP plan for the water rate increases.

Expenditures	'18/'19	'19/'20	'20/'21	'21/'22	'22/'23	Total
Construction-Contract	130,000					130,000
Total	130,000					130,000

Funding Sources	'18/'19	'19/'20	'20/'21	'21/'22	'22/'23	Total
Water Utility Fund: 20303830	130,000					130,000
Total	130,000					130,000

CITY OF MADERA

PROJECT DETAILS

Engineering

W-000031 Manual Water Meter Replacement

Project Number:

W-000031

Project Cost: \$700,000

Project Manager: Ellen Bitter

Category: Water

Phase:

Description: Manual water meter replacements.

Justification:

Expenditures	'18/'19	'19/'20	'20/'21	'21/'22	'22/'23	Total
Construction-Contract	240,000	80,000	80,000	80,000	80,000	560,000
Construction Management-Staff	60,000	20,000	20,000	20,000	20,000	140,000
Total	300,000	100,000	100,000	100,000	100,000	700,000

Funding Sources	'18/'19	'19/'20	'20/'21	'21/'22	'22/'23	Total
Water Utility Fund: 20303830	300,000	100,000	100,000	100,000	100,000	700,000
Total	300,000	100,000	100,000	100,000	100,000	700,000

CITY OF MADERA

PROJECT DETAILS

Engineering

W-000032 2018-19 New Water Meter Installations

Project Number:

W-000032

Project Cost: \$400,000

Project Manager: Ellen Bitter

Category: Water

Phase:

Description: 2018-19 New water meter installations.

Justification:

Expenditures	'18/'19	'19/'20	'20/'21	'21/'22	'22/'23	Total
Construction-Contract	320,000					320,000
Construction Management-Staff	80,000					80,000
Total	400,000					400,000

Funding Sources	'18/'19	'19/'20	'20/'21	'21/'22	'22/'23	Total
Water Utility Fund: 20303830	400,000					400,000
Total	400,000					400,000

CITY OF MADERA

PROJECT DETAILS

Engineering

W-000999 Reimbursements - Water Mains	Project Number:	W-000999
--	------------------------	-----------------

Project Cost: \$225,963 **Project Manager:** Keith Helmuth
Category: Reimbursements **Phase:** N/A

Description: Reimbursements to various developers for previously constructed water pipe related improvements that have either not been requested for reimbursement by the developer or not paid due to inadequate funding.

Justification: Improvements have been constructed and are included within the list of improvements eligible for reimbursement

Expenditures	'18/'19	'19/'20	'20/'21	'21/'22	'22/'23	Total
Developer Reimbursement			47,200		178,763	225,963
Total			47,200		178,763	225,963

Funding Sources	'18/'19	'19/'20	'20/'21	'21/'22	'22/'23	Total
DIF:4081 Water Pipes Impact Fee			47,200		178,763	225,963
Total			47,200		178,763	225,963

CITY OF MADERA

PROJECT DETAILS

Engineering

W-GW-001 Water Well 37-Install Pump

Project Number:

W-GW-001

Project Cost: \$1,012,000

Project Manager: Ellen Bitter

Category: Water

Phase: CONSTRUCTION

Description: Install pump and electrical equipment at previously drilled well. Design drawings are complete.

Justification: Water system analysis indicates the City requires additional well capacity to meet peak hour demand and or redundancy.

Expenditures	'18/'19	'19/'20	'20/'21	'21/'22	'22/'23	Total
Construction-Contract				942,000		942,000
Construction Management-Staff				70,000		70,000
Total				1,012,000		1,012,000

Funding Sources	'18/'19	'19/'20	'20/'21	'21/'22	'22/'23	Total
Water Utility Fund: 20303830				1,012,000		1,012,000
Total				1,012,000		1,012,000

CITY OF MADERA

PROJECT DETAILS

Engineering

W-GW-002 Water Well 35-Ellis w/o Chapin **Project Number: W-GW-002**

Project Cost: \$2,011,000 **Project Manager:** Keith Helmuth
Category: Water **Phase:** CONSTRUCTION

Description: Construct water well in accordance with the Water System Master Plan. Design is complete. The site has been improved and the shaft has been drilled. Site is not currently owned by the City. This site will require water treatment for manganese.

Justification: Represents a well that will be needed per analysis contained in the Water System Master Plan to serve existing development.

Expenditures	'18/'19	'19/'20	'20/'21	'21/'22	'22/'23	Total
Construction-Contract					1,911,000	1,911,000
Construction Management-Staff					100,000	100,000
Total					2,011,000	2,011,000

Funding Sources	'18/'19	'19/'20	'20/'21	'21/'22	'22/'23	Total
Water Utility Fund: 20303830					2,011,000	2,011,000
Total					2,011,000	2,011,000

CITY OF MADERA

PROJECT DETAILS

Engineering

W-GW-0024 Sharon Blvd. S/O Ave 17 - Well

Project Number:

W-GW-0024

Project Cost: \$2,000,000

Project Manager: Keith Helmuth

Category: Water

Phase:

Description: Construct water well in accordance with the Water System Master Plan in conjunction with an approved development agreement. When complete and accepted, the developer will receive reimbursements as specified in the agreement.

Justification: Represents a well that will be needed per analysis contained in the Water System master Plan to serve existing and proposed development.

Expenditures	'18/'19	'19/'20	'20/'21	'21/'22	'22/'23	Total
Developer Reimbursement	2,000,000					2,000,000
Total	2,000,000					2,000,000

Funding Sources	'18/'19	'19/'20	'20/'21	'21/'22	'22/'23	Total
Water Utility Fund: 20303830	2,000,000					2,000,000
Total	2,000,000					2,000,000

CITY OF MADERA

PROJECT DETAILS

Engineering

W-GW-003 Water Well 36- SR145/Indigo

Project Number:

W-GW-003

Project Cost: \$2,011,000

Project Manager: Keith Helmuth

Category: Water

Phase: DESIGN

Description: Construct water well in accordance with the Water System Master Plan.

Justification: Represents a well that will be needed per analysis contained in the Water System Master Plan to serve existing development.

Expenditures	'18/'19	'19/'20	'20/'21	'21/'22	'22/'23	Total
Design-Consultant Engineering				121,000	1,890,000	2,011,000
Total				121,000	1,890,000	2,011,000

Funding Sources	'18/'19	'19/'20	'20/'21	'21/'22	'22/'23	Total
Water Utility Fund: 20303830				121,000	1,890,000	2,011,000
Total				121,000	1,890,000	2,011,000

CITY OF MADERA

PROJECT DETAILS

Engineering

W-GW-005 VFD Retrofit 4 Wells

Project Number: W-GW-005

Project Cost: \$160,000
Category: Water

Project Manager: Ellen Bitter
Phase:

Description: NEED INFO
Justification: NEED INFO

Expenditures	'18/'19	'19/'20	'20/'21	'21/'22	'22/'23	Total
Construction-Contract	160,000					160,000
Total	160,000					160,000

Funding Sources	'18/'19	'19/'20	'20/'21	'21/'22	'22/'23	Total
Water Utility Fund: 20303830	160,000					160,000
Total	160,000					160,000

CITY OF MADERA

PROJECT DETAILS

Engineering

W-MS-001 Meter Shop **Project Number: W-MS-001**

Project Cost: \$300,000 **Project Manager:** Ellen Bitter
Category: Administrative **Phase:**

Description:

Justification:

Expenditures	'18/'19	'19/'20	'20/'21	'21/'22	'22/'23	Total
Administrative	300,000					300,000
Total	300,000					300,000

Funding Sources	'18/'19	'19/'20	'20/'21	'21/'22	'22/'23	Total
Water Utility Fund: 20303830	300,000					300,000
Total	300,000					300,000

CITY OF MADERA

PROJECT DETAILS

Engineering

W-PNE-04 Lake St Water Main-Ellis to Ave 17

Project Number:

W-PNE-04

Project Cost: \$700,000

Project Manager: Ellen Bitter

Category: Water

Phase: DESIGN

Description: Construct 24-inch water line in Lake Street conjunction with a 6.75 million gallon tank at or near Avenue 17 and Road 27

Justification: Near Term - . Tank and pump offset impacts of drought conditions when municipal wells exhibit reduced capacity during peak hours. Pipe is necessary to convey flow to and from tank
Long Term - Provide storage on east side of city given majority of pumping is proposed to occur on the west side of the City per the Water System Master Plan.

Prior	Expenditures	'18/'19	'19/'20	'20/'21	'21/'22	'22/'23	Total
60,000	Design-Consultant Engineering	25,000					25,000
	Construction-Contract		565,000				565,000
	Construction Management-Staff		50,000				50,000
Total	Total	25,000	615,000				640,000

Prior	Funding Sources	'18/'19	'19/'20	'20/'21	'21/'22	'22/'23	Total
60,000	Water Utility Fund: 20303830	25,000	615,000				640,000
Total	Total	25,000	615,000				640,000

CITY OF MADERA

PROJECT DETAILS

Engineering

W-PS-001 Ave 17 & Lake Pump Station/Tank

Project Number:

W-PS-001

Project Cost: \$6,732,000

Project Manager: Ellen Bitter

Category: Water

Phase: DESIGN

Description: Construct 4,300 GPM pump station in conjunction with a 6.75 million gallon tank at or near Avenue 17 and Lake Street (Road 27)

Justification: Near Term - . Tank and pump offsets impacts of drought conditions when municipal wells exhibit reduced capacity during peak hours
Long Term - Provide storage and pumping capacity on east side of city given majority of pumping is proposed to occur on the west side of the City per the Water System Master Plan.

Prior	Expenditures	'18/'19	'19/'20	'20/'21	'21/'22	'22/'23	Total
359,000	Design-Consultant Engineering	103,000					103,000
	Construction-Contract			5,700,000			5,700,000
	Construction Management-Staff		377,000	193,000			570,000
Total	Total	103,000	377,000	5,893,000			6,373,000

Prior	Funding Sources	'18/'19	'19/'20	'20/'21	'21/'22	'22/'23	Total
359,000	Water Utility Fund: 20303830	103,000	4,147,000	2,123,000			6,373,000
Total	Total	103,000	4,147,000	2,123,000			6,373,000

CITY OF MADERA

PROJECT DETAILS

Engineering

W-PSW-45 Almond Ave Water Main, Pine-Stadium

Project Number:

W-PSW-45

Project Cost: \$276,000

Project Manager: Ellen Bitter

Category: Water

Phase:

Description: Install 2,600-feet of new 12-inch water line to connect to an existing 12-inch water lines to the east and west

Justification: This segment is designated as missing in the Water System Master Plan. Missing lines typically provide redundancy should one line need to be turned off. They also increase efficiency resulting in higher pressure.

Expenditures	'18/'19	'19/'20	'20/'21	'21/'22	'22/'23	Total
Land Acquisition				62,000		62,000
Design-Consultant Engineering				26,000		26,000
Construction-Contract					171,000	171,000
Construction Management-Staff					17,000	17,000
Total				88,000	188,000	276,000

Funding Sources	'18/'19	'19/'20	'20/'21	'21/'22	'22/'23	Total
DIF:4081 Water Pipes Impact Fee				44,000	94,000	138,000
Water Utility Fund: 20303830				44,000	94,000	138,000
Total				88,000	188,000	276,000

CITY OF MADERA

PROJECT DETAILS

Engineering

W-STDY-1 Water Feasibility & New Water Supply

Project Number:

W-STDY-1

Project Cost: \$787,000

Project Manager: Ellen Bitter

Category: Water

Phase:

Description: Conduct a feasibility study to determine demands that may require new water supply.

Justification: Due to increase in water usage the City needs to determine if the need of increasing the capacity of its existing water supply.

Prior	Expenditures	'18/'19	'19/'20	'20/'21	'21/'22	'22/'23	Total
187,000	Study/Report	150,000	150,000	150,000	150,000		600,000
Total	Total	150,000	150,000	150,000	150,000		600,000

Prior	Funding Sources	'18/'19	'19/'20	'20/'21	'21/'22	'22/'23	Total
187,000	Water Utility Fund: 20303830	150,000	150,000	150,000	150,000		600,000
Total	Total	150,000	150,000	150,000	150,000		600,000

CITY OF MADERA

PROJECT DETAILS

Engineering

W-STDY-2 Water System Condition Assess/Rehab

Project Number:

W-STDY-2

Project Cost: \$558,000

Project Manager: Ellen Bitter

Category: Water

Phase:

Description: Retain a consultant(s) to prepare a condition assessment for existing water system facilities to include inventory of age, size, type, condition, etc; non-destructive testing; GIS integration; computer analysis; Rehab and replacement strategies; prioritization; cost estimates and support. Funded through rate increases.

Justification: A condition assessment including development of an asset management program is needed to properly prioritize, schedule and justify funding expenditures for rehabilitation and replacement to extend the life of the system and prevent breaks that could disrupt service and/or cause significant damage.

Prior	Expenditures	'18/'19	'19/'20	'20/'21	'21/'22	'22/'23	Total
308,000	Design-Consultant Engineering	250,000					250,000
Total	Total	250,000					250,000

Prior	Funding Sources	'18/'19	'19/'20	'20/'21	'21/'22	'22/'23	Total
308,000	Water Utility Fund: 20303830	250,000					250,000
Total	Total	250,000					250,000

CITY OF MADERA

PROJECT DETAILS

Engineering

W-STDY-3 Water Asset Mgmt Software

Project Number:

W-STDY-3

Project Cost: \$150,000

Project Manager: Ellen Bitter

Category: Water

Phase:

Description: Purchase asset management software to compile condition assessment data and track improvements and work orders.

Justification: Moving forward to a platform readily accessible to all staff and for efficient management and planning activities.

Expenditures	'18/'19	'19/'20	'20/'21	'21/'22	'22/'23	Total
Other	150,000					150,000
Total	150,000					150,000

Funding Sources	'18/'19	'19/'20	'20/'21	'21/'22	'22/'23	Total
Water Utility Fund: 20303830	150,000					150,000
Total	150,000					150,000

CITY OF MADERA

PROJECT DETAILS

Engineering

W-T-0001 Water Storage Tank Installation

Project Number:

W-T-0001

Project Cost: \$9,963,000

Project Manager: Ellen Bitter

Category: Water

Phase: DESIGN

Description: Construct 6.75 million gallon tank at or near Avenue 17 and Lake Street (Road 27).

Justification: Near Term - .Offset impacts of drought conditions when municipal wells exhibit reduced capacity during peak hours
Long Term - Provide storage on east side of city given majority of pumping is proposed to occur on the west side of the City per the Water System Master Plan.

Prior	Expenditures	'18/'19	'19/'20	'20/'21	'21/'22	'22/'23	Total
2,000	Design-Consultant Engineering	513,000	148,000				661,000
	Construction-Contract				8,720,000		8,720,000
	Right of Way Costs		300,000				300,000
	Construction Management-Staff				280,000		280,000
	Total	513,000	448,000		9,000,000		9,961,000

Prior	Funding Sources	'18/'19	'19/'20	'20/'21	'21/'22	'22/'23	Total
2,000	Water Utility Fund: 20303830	513,000	448,000	5,950,000	3,050,000		9,961,000
	Total	513,000	448,000	5,950,000	3,050,000		9,961,000

CITY OF MADERA

PROJECT DETAILS

Fire Department

FD-00001 Fire Station 7 - Parking Lot Paving

Project Number:

FD-00001

Project Cost: \$67,000

Project Manager: Keith Helmuth

Category: Public Facility

Phase:

Description: Repave parking lot of Fire Station No. 7 on Schoor Avenue

Justification:

Expenditures	'18/'19	'19/'20	'20/'21	'21/'22	'22/'23	Total
Construction-Contract			64,080			64,080
Construction Management-Staff			2,920			2,920
Total			67,000			67,000

Funding Sources	'18/'19	'19/'20	'20/'21	'21/'22	'22/'23	Total
DIF:4086 Fire Department Impact Fee			67,000			67,000
Total			67,000			67,000

CITY OF MADERA

PROJECT DETAILS

Fire Department

FD-00002 Fire Station Constr, Northwest

Project Number:

FD-00002

Project Cost: \$6,950,000

Project Manager: Les Jorgensen

Category: Public Facility

Phase:

Description: Construction of a Fire Station in the northwest quadrant of the City to accommodate new growth.

3 to 5 Acres of Land
10,000 Square Foot Building
Apparatus, Vehicles & Equipment

The construction of a new fire station in the northwest quadrant of the City will occur when sufficient funds are available.

Justification: The addition of new Fire Station is required to accommodate new growth.

Prior	Expenditures	'18/'19	'19/'20	'20/'21	'21/'22	'22/'23	Total
500,000	Construction-Contract	5,200,000					5,200,000
	Construction Management-Staff	730,000					730,000
	Contingency	520,000					520,000
Total	Total	6,450,000					6,450,000

Prior	Funding Sources	'18/'19	'19/'20	'20/'21	'21/'22	'22/'23	Total
500,000	Lease/Finance	6,450,000					6,450,000
Total	Total	6,450,000					6,450,000

CITY OF MADERA

PROJECT DETAILS

Fire Department

FD-00003 Fire Station 6 Parking Lot

Project Number:

FD-00003

Project Cost: \$70,000

Project Manager: Keith Helmuth

Category: Public Facility

Phase: DESIGN

Description: Repave the parking lot of Fire Station 6 on Lake Street

Justification:

Expenditures	'18/'19	'19/'20	'20/'21	'21/'22	'22/'23	Total
Construction-Contract			67,000			67,000
Construction Management-Staff			3,000			3,000
Total			70,000			70,000

Funding Sources	'18/'19	'19/'20	'20/'21	'21/'22	'22/'23	Total
DIF:4086 Fire Department Impact Fee			70,000			70,000
Total			70,000			70,000

CITY OF MADERA

PROJECT DETAILS

Parks & Community Services

PK-00001 Ped/Bike Facilities

Project Number:

PK-00001

Project Cost: \$257,000

Project Manager: Ellen Bitter

Category: Parks

Phase: CONSTRUCTION

Description: Maintain bike/pedestrian trails and construct new bike lanes and paths.

Justification: Maintenance and operational safety and matching funds for improvement projects.

Prior	Expenditures	'18/'19	'19/'20	'20/'21	'21/'22	'22/'23	Total
20,000	Construction-Contract	94,000	35,000	36,000	36,000	36,000	237,000
Total	Total	94,000	35,000	36,000	36,000	36,000	237,000

Prior	Funding Sources	'18/'19	'19/'20	'20/'21	'21/'22	'22/'23	Total
20,000	LTF - Parks: 42005410	94,000	35,000	36,000	36,000	36,000	237,000
Total	Total	94,000	35,000	36,000	36,000	36,000	237,000

CITY OF MADERA

PROJECT DETAILS

Parks & Community Services

PK-00008 FRT-Gateway/UPRR Undercrossing

Project Number:

PK-00008

Project Cost: \$1,085,700

Project Manager: Ellen Bitter

Category: Parks

Phase: CONSTRUCTION

Description: This previously approved and designed project includes engineering, environmental and construction for a trail undercrossing at Gateway Drive and the Union Pacific Railroad trestle.

Justification:

Prior	Expenditures	'18/'19	'19/'20	'20/'21	'21/'22	'22/'23	Total
192,700	Construction-Contract	793,000					793,000
	Construction Management-Staff	90,000					90,000
	UPRR	10,000					10,000
Total	Total	893,000					893,000

Prior	Funding Sources	'18/'19	'19/'20	'20/'21	'21/'22	'22/'23	Total
192,700	ATP Grant: 41705090	379,000					379,000
	CMAQ - Parks: 41705030	298,000					298,000
	LTF - Parks: 42005410	8,000					8,000
	Measure T - Environmental Enhancement: 41570000	78,000					78,000
	SJVAPCD - Remove II Grant: 41305422	55,000					55,000
	UPRR Match Funds	75,000					75,000
Total	Total	893,000					893,000

CITY OF MADERA

PROJECT DETAILS

Parks & Community Services

PK-00013 Sunrise Rotary Sports Complex

Project Number:

PK-00013

Project Cost: \$472,194

Project Manager: Ellen Bitter

Category: Parks

Phase: DESIGN

Description: This is a multi-phase project. Phase 1 completed. Phase 2 is conduit, wiring and connections and coordination for installation of new soccer field lights. Phase 3 is construction of concrete curb & gutter, chain link fence and re-grading to improve drainage. Planned improvements also include paving dirt access roads and parking areas; providing landscaping, irrigation and lighting.

Justification: Eliminate dust problem, all season access for parking.

Prior	Expenditures	'18/'19	'19/'20	'20/'21	'21/'22	'22/'23	Total
10,000	Design-Consultant Engineering	18,500					18,500
Total	Construction-Contract	403,694					403,694
	Construction Management-Staff	40,000					40,000
	Total	462,194					462,194

Prior	Funding Sources	'18/'19	'19/'20	'20/'21	'21/'22	'22/'23	Total
10,000	CDBG - Public Impr. Parks: 10218020	73,978					73,978
Total	Chukchansi Community Benefit Grant: 41096354	52,218					52,218
	DIF:4088 Parks Impact Fee	335,998					335,998
	Total	462,194					462,194

CITY OF MADERA

PROJECT DETAILS

Parks & Community Services

PK-00048 Tulare/Cleveland/Raymond Bike Path

Project Number:

PK-00048

Project Cost: \$325,000

Project Manager: Ellen Bitter

Category: Parks

Phase: DESIGN

Description: From the current eastern end of the trail this project would create a Class II bike lane and street crossings to take trail to intersection of Raymond Road and Cleveland Avenue. A new Class I Bike Trail would be constructed running east between the River and Raymond Road to end at the eastern Madera City Limits.

Justification: Construction of Fresno River Trail master plan per Vision 2025.

Expenditures	'18/'19	'19/'20	'20/'21	'21/'22	'22/'23	Total
Design-Consultant Engineering	10,000					10,000
Construction-Contract		285,000				285,000
Construction Management-Staff		30,000				30,000
Total	10,000	315,000				325,000

Funding Sources	'18/'19	'19/'20	'20/'21	'21/'22	'22/'23	Total
CMAQ - Parks: 41705030		275,000				275,000
Measure T - Enviromental Enhancement: 41570000	10,000	40,000				50,000
Total	10,000	315,000				325,000

CITY OF MADERA

PROJECT DETAILS

Parks & Community Services

PK-00056 Bike/Ped Path, FRT-Cleveland Ave

Project Number:

PK-00056

Project Cost: \$384,000

Project Manager: Ellen Bitter

Category: Parks

Phase: DESIGN

Description: Construct bike/pedestrian path in MID alignment north of Fresno River to Cleveland Avenue between Granada Dr. and Schnoor Ave.

Justification: Provide multi-modal pathway connecting Fresno River and commercial areas to the northwest area of Madera.



Expenditures	'18/'19	'19/'20	'20/'21	'21/'22	'22/'23	Total
Design-Consultant Engineering		35,000				35,000
Construction-Contract			310,000			310,000
Environmental		10,000				10,000
Construction Management-Staff			29,000			29,000
Total		45,000	339,000			384,000

Funding Sources	'18/'19	'19/'20	'20/'21	'21/'22	'22/'23	Total
CMAQ - Parks: 41705030			300,000			300,000
Measure T - Environmental Enhancement: 41570000		45,000	39,000			84,000
Total		45,000	339,000			384,000

CITY OF MADERA

PROJECT DETAILS

Parks & Community Services

PK-00058 FRT-Granada to MID, North Bank

Project Number:

PK-00058

Project Cost: \$196,000

Project Manager: Ellen Bitter

Category: Parks

Phase: DESIGN

Description: Construct Vern McCullough River bike path - north bank of Fresno River Trail from Granada Drive to MID alignment.



Justification: Continuance of recreational and commuter multi-modal trail connecting northwest Madera to existing facilities.

Expenditures	'18/'19	'19/'20	'20/'21	'21/'22	'22/'23	Total
Land Acquisition				21,000		21,000
Design-Consultant Engineering			30,000			30,000
Construction-Contract				120,000		120,000
Environmental			10,000			10,000
Construction Management-Staff				15,000		15,000
Total			40,000	156,000		196,000
Funding Sources	'18/'19	'19/'20	'20/'21	'21/'22	'22/'23	Total
CMAQ - Parks: 41705030				35,000		35,000
Measure T - Enviromental Enhancement: 41570000			40,000	121,000		161,000
Total			40,000	156,000		196,000

CITY OF MADERA

PROJECT DETAILS

Parks & Community Services

PK-00062 ADA Improvements at Pan-Am and Bergon

Project Number:

PK-00062

Project Cost: \$65,000

Project Manager: Mark Ethridge

Category: Street/Sidewalk

Phase:

Description: Accessibility improvements at Pan-Am and Bergon centers in accordance with recommendation from the City of Madera's Americans with Disabilities Act (ADA) Self Evaluation and Transition Plan.

Justification: Both facilities are not 100% ADA compliant. This project will address some of the higher priority non-compliance items found in the self-evaluation.

Expenditures	'18/'19	'19/'20	'20/'21	'21/'22	'22/'23	Total
Design-Consultant Engineering	5,000					5,000
Construction-Contract	55,000					55,000
Construction Management-Staff	5,000					5,000
Total	65,000					65,000

Funding Sources	'18/'19	'19/'20	'20/'21	'21/'22	'22/'23	Total
CDBG - Public Impr. Parks: 10218020	65,000					65,000
Total	65,000					65,000

CITY OF MADERA

PROJECT DETAILS

Parks & Community Services

PK-00063 Centennial Park Rehab - Lighting

Project Number:

PK-00063

Project Cost: \$480,000

Project Manager: Mark Ethridge

Category: Parks

Phase:

Description: Installation of security lighting and other improvements at the John Wells Youth Center

Justification: Centennial Park is inadequately lit in consideration of public safety and protection of property.

Prior	Expenditures	'18/'19	'19/'20	'20/'21	'21/'22	'22/'23	Total
50,000	Design-Consultant Engineering	50,000					50,000
	Construction-Contract	329,000					329,000
	Construction Management-Staff	30,000					30,000
	Internal Cost Allocation	21,000					21,000
	Total	430,000					430,000

Prior	Funding Sources	'18/'19	'19/'20	'20/'21	'21/'22	'22/'23	Total
50,000	CDBG - Public Impr. Parks: 10218020	430,000					430,000
	Total	430,000					430,000

CITY OF MADERA

PROJECT DETAILS

Public Works

S-000011 Sewer Manhole Covers-Replacement

Project Number:

S-000011

Project Cost: \$106,000

Project Manager: Ellen Bitter

Category: Sewer

Phase: CONSTRUCTION

Description: Replace manhole covers, rings and frames at various locations.

-Ongoing project.

Justification: Sewer manhole covers, rings and frames have been determined as deteriorated and damaged. Replacement of these manhole covers and appurtenance will eliminate the problem.

Prior	Expenditures	'18/'19	'19/'20	'20/'21	'21/'22	'22/'23	Total
31,000	Construction-Contract	75,000					75,000
Total	Total	75,000					75,000

Prior	Funding Sources	'18/'19	'19/'20	'20/'21	'21/'22	'22/'23	Total
31,000	Sewer Utility Fund: 20403420	75,000					75,000
Total	Total	75,000					75,000

CITY OF MADERA

PROJECT DETAILS

Public Works

W-000030 4th/Gateway Valve Replacement

Project Number:

W-000030

Project Cost: \$250,000

Project Manager: Ellen Bitter

Category: Water

Phase:

Description: 4th/Gateway valve replacement and 12" line to Well 22

Justification:

Expenditures	'18/'19	'19/'20	'20/'21	'21/'22	'22/'23	Total
Design-Consultant Engineering		30,000				30,000
Construction-Contract			220,000			220,000
Total		30,000	220,000			250,000

Funding Sources	'18/'19	'19/'20	'20/'21	'21/'22	'22/'23	Total
Water Utility Fund: 20303830		30,000	220,000			250,000
Total		30,000	220,000			250,000

CITY OF MADERA

PROJECT DETAILS

Public Works

W-000033 Residential AMR Water Meter Replacements Project Number: W-000033

Project Cost: \$2,560,000 **Project Manager:** Ellen Bitter
Category: Water **Phase:**

Description: Replacement of approximately 4,000 residential meters that were retrofit to read to the automatic read system during initial installation project.

Justification: The meters that were existing are at least 20 years old and were retro fit in order to enable them to read to the automatic read system during the initial AMR project in 2008/2009. These meters are beginning to fail and are currently being replaced as needed.

Expenditures	'18/'19	'19/'20	'20/'21	'21/'22	'22/'23	Total
Construction-Contract	410,000	440,000	450,000	460,000	470,000	2,230,000
Engineering	50,000	30,000	30,000	30,000	30,000	170,000
CMCINSP	40,000	30,000	30,000	30,000	30,000	160,000
Total	500,000	500,000	510,000	520,000	530,000	2,560,000

Funding Sources	'18/'19	'19/'20	'20/'21	'21/'22	'22/'23	Total
Water Utility Fund: 20303830	500,000	500,000	510,000	520,000	530,000	2,560,000
Total	500,000	500,000	510,000	520,000	530,000	2,560,000

CITY OF MADERA

PROJECT DETAILS

RDA Successor Agency

RDA-16-04 SW Industrial Master Plan

Project Number:

RDA-16-04

Project Cost: \$70,000

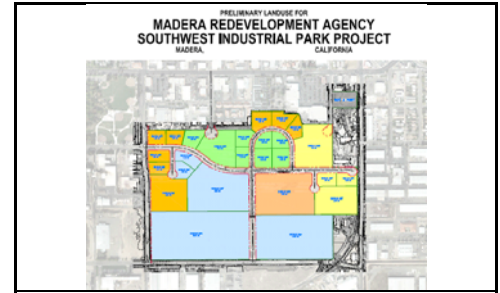
Project Manager: Keith Helmuth

Category: Administrative

Phase:

Description: Plan review, water & sewer, PG&E, develop a sellable lot or lots.

Justification: Blight elimination.



Expenditures	'18/'19	'19/'20	'20/'21	'21/'22	'22/'23	Total
Design-Consultant Engineering	70,000					70,000
Total	70,000					70,000

Funding Sources	'18/'19	'19/'20	'20/'21	'21/'22	'22/'23	Total
RDA Funds	70,000					70,000
Total	70,000					70,000

CITY OF MADERA

PROJECT DETAILS

RDA Successor Agency

RDA-16-05 Adelaide Subdivision

Project Number:

RDA-16-05

Project Cost: \$1,606,285
Category: Street Construction
Project Manager: Keith Helmuth
Phase: DESIGN

Description: Parcel map needed for subdivision. Street project, water & sewer, joint trench, PG&E undergrounding.
 706 - 728 Lilly

Justification: Blight elimination.



Prior	Expenditures	'18/'19	'19/'20	'20/'21	'21/'22	'22/'23	Total
37,635	Design-Consultant Engineering	85,000					85,000
	Construction-Contract	1,386,650					1,386,650
	Construction Management-Staff	97,000					97,000
	Total	1,568,650					1,568,650

Prior	Funding Sources	'18/'19	'19/'20	'20/'21	'21/'22	'22/'23	Total
37,635	RDA Funds	1,568,650					1,568,650
	Total	1,568,650					1,568,650

CITY OF MADERA

PROJECT DETAILS

RDA Successor Agency

RDA-17-01 Malone

Project Number:

RDA-17-01

Project Cost: \$228,946

Project Manager: Keith Helmuth

Category: Administrative

Phase:

Description: Parcel map needed - increase from 4 to 6 parcels. Water & sewer, PG&E.

309, 311, 313, 315 Malone Street

Justification: Blight elimination.



Expenditures	'18/'19	'19/'20	'20/'21	'21/'22	'22/'23	Total
Construction-Contract	216,619					216,619
Construction Management-Staff	12,327					12,327
Total	228,946					228,946

Funding Sources	'18/'19	'19/'20	'20/'21	'21/'22	'22/'23	Total
RDA Funds	228,946					228,946
Total	228,946					228,946

CITY OF MADERA

PROJECT DETAILS

RDA Successor Agency

RDA-17-02 Yosemite Lot Plan Review

Project Number:

RDA-17-02

Project Cost: \$600,970
Category: Administrative
Project Manager: Keith Helmuth
Phase:

Description: Plan review, water & sewer, PG&E, develop a sellable lot or lots.
 1321,1399,1401,1403,1405,1407 E Yosemite

Justification: Blight elimination.



Expenditures	'18/'19	'19/'20	'20/'21	'21/'22	'22/'23	Total
Construction-Contract	540,873					540,873
Construction Management-Staff	60,097					60,097
Total	600,970					600,970

Funding Sources	'18/'19	'19/'20	'20/'21	'21/'22	'22/'23	Total
RDA Funds	600,970					600,970
Total	600,970					600,970

CITY OF MADERA

PROJECT DETAILS

RDA Successor Agency

RDA-18-01 Riverwalk Improvements Phase II

Project Number:

RDA-18-01

Project Cost: \$812,149

Project Manager: Keith Helmuth

Category: Street Construction

Phase:

Description: Phase II - Joint trench application design construction, lot grading, final items develop sellable lots.

Justification: Blight elimination.

Expenditures	'18/'19	'19/'20	'20/'21	'21/'22	'22/'23	Total
Design-Consultant Engineering	50,000					50,000
Construction-Contract	685,934					685,934
Construction Management-Staff	76,215					76,215
Total	812,149					812,149

Funding Sources	'18/'19	'19/'20	'20/'21	'21/'22	'22/'23	Total
RDA Funds	812,149					812,149
Total	812,149					812,149

CITY OF MADERA

PROJECT DETAILS

RDA Successor Agency

RDA-18-02 Adell St, Country Club to Lake **Project Number: RDA-18-02**

Project Cost: \$2,000,000 **Project Manager:** Keith Helmuth
Category: Street Reconstruction **Phase:**

Description: Construct Water, Sewer, Storm Drain between Country Club and Lake on Adell Street. Construct portion of interconnect between Kennedy & Adell through participation with a private developer.

Justification: Use of Successor Agency to RDA funds designed to develop geographic area near Adell Street re-alignment.

Expenditures	'18/'19	'19/'20	'20/'21	'21/'22	'22/'23	Total
Design-Consultant Engineering	10,000					10,000
Construction-Contract	1,809,000					1,809,000
CMCINSP	181,000					181,000
Total	2,000,000					2,000,000

Funding Sources	'18/'19	'19/'20	'20/'21	'21/'22	'22/'23	Total
RDA Funds	2,000,000					2,000,000
Total	2,000,000					2,000,000

CITY OF MADERA

PROJECT DETAILS

Transit Program

TRANS-01 Transit Operations Facility	Project Number:	Trans-01
---	------------------------	-----------------

Project Cost:	\$5,497,000	Project Manager:	Les Jorgensen
Category:	Transit	Phase:	DESIGN/CONSTRUCTION

Description: This project includes the design & construction of the Transit Operations & Administration Facility to accommodate long term projected growth.

Justification: To provide facilities to accommodate City of Madera Transit System consistent with Vision 2025 Strategy 121.

Prior	Expenditures	'18/'19	'19/'20	'20/'21	'21/'22	'22/'23	Total
5,227,000	Construction Management-Staff	270,000					270,000
Total	Total	270,000					270,000

Prior	Funding Sources	'18/'19	'19/'20	'20/'21	'21/'22	'22/'23	Total
5,227,000	FTA 21228-399	270,000					270,000
Total	Total	270,000					270,000

CITY OF MADERA

PROJECT DETAILS

Transit Program

Trans-09 RMRA Sustainable Communities 145/Main	Project Number:	Trans-09
---	------------------------	-----------------

Project Cost:	\$308,000	Project Manager:	Jimmy Monreal
Category:	Study/Report	Phase:	

Description: Evaluation of SR145 and conversion to downtown Main street.

Justification:

Expenditures	'18/'19	'19/'20	'20/'21	'21/'22	'22/'23	Total
Study/Report	308,000					308,000
Total	308,000					308,000

Funding Sources	'18/'19	'19/'20	'20/'21	'21/'22	'22/'23	Total
RMRA Sustainable Communities Grants	272,672					272,672
UNDETERMINED	35,328					35,328
Total	308,000					308,000

REPORT TO THE CITY COUNCIL

COUNCIL MEETING OF:
July 5, 2018

AGENDA ITEM NUMBER:
C-2

Approved By:


PLANNING MANAGER


CITY ADMINISTRATOR

SUBJECT:

Public hearing and consideration of introduction of an ordinance rezoning approximately 3.57 acres located approximately 600 feet north of the northeast corner of the intersection of Adelaide Avenue and Sunrise Avenue from the R1 (Low Density Residential) Zone District to the PD-6000 (Planned Development) Zone District.

RECOMMENDATION:

The Planning Commission and staff recommend that the City Council, after considering public testimony, introduce an ordinance rezoning the subject property.

DISCUSSION:

Background

On June 12, 2018, the Planning Commission approved a tentative subdivision map subdividing the subject properties into nineteen (19) residential lots. A precise plan guiding the development of single family homes was approved with the subdivision map and the Planning Commission also adopted a negative declaration, prepared in conformity with the California Environmental Quality Act (CEQA) Guidelines, in support of the overall project. Additionally, the Planning Commission adopted a resolution recommending to the City Council adoption of an ordinance rezoning the subject property to the PD-6000 (Planned Development) Zone District. The ordinance rezoning the project site would provide consistency between zoning, the subdivision map and the supporting precise plan. The rezone, tentative subdivision map and precise plan are a project of the Successor Agency.

Rezone

The 3.57-acre project site is currently within the R1 (Low Density Residential) Zone District. The R1 Zone District prohibits the creation of interior lots of less than 6,000 square feet and/or corner lots of less than 6,500 square feet. The tentative subdivision map proposes a wide range of parcel sizes, from between 4,833 to 8,723 square feet, thus necessitating a rezone of the project site to the PD-6000 (Planned Development) Zone District. The PD (Planned Development) Zone District allows for flexibility from those requirements, allowing for a range of parcels sizes. The average lot size proposed within the subdivision of the rezone area is 6,307

square feet, consistent with the requirements of the proposed PD-6000 (Planned Development) Zone District.

General Plan Conformance

The project site is located within the LD (Low Density Residential) General Plan land use designation, which allows for a range of low density residential development ranging from a minimum of 2.1 units per acre to a maximum of 7 units per acre. The 3.57-acre project site allows for a minimum of eight (8) and a maximum of twenty-five (25) lots. Any project involving new construction requires findings of conformance with the General Plan's goals and policies. The proposed precise plan provides for development standards within the subdivision that ensure conformance with the goals and policies of the General Plan.

CONSISTENCY WITH THE VISION MADERA 2025 PLAN

Action Items included within the vision statement, "A Well-Planned City," include "utiliz[ing] vacant land within City limits" (Action 101.5) and "Promot[ing] and encourage[ing] development and redevelopment of low- and moderate-cost housing." (Action 101.8). Approval of the rezone is specifically consistent with the vision statement and action items.

FISCAL IMPACT:

None.

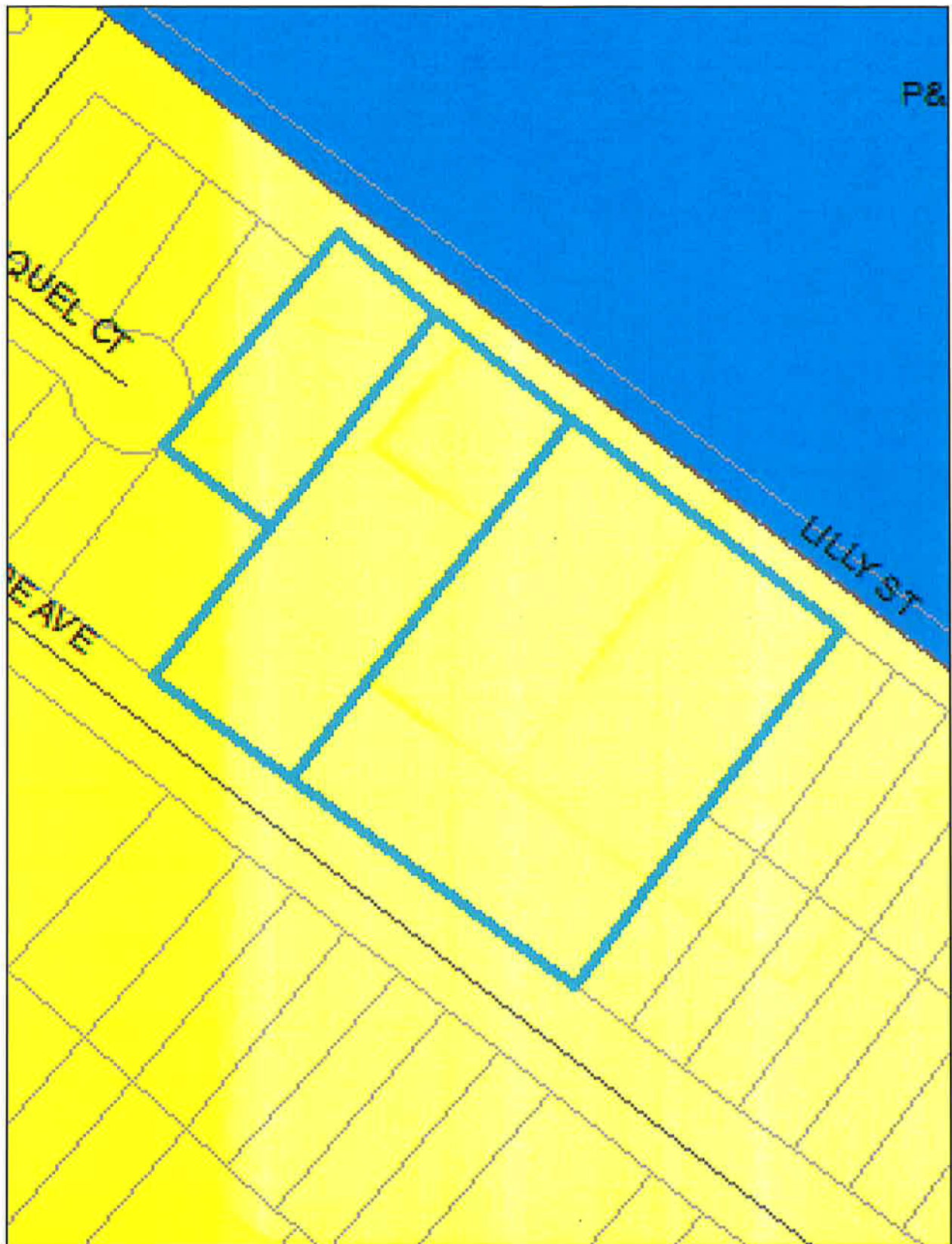
REFERENCE MATERIALS:

Aerial Map
General Plan Map
Zoning Map
Site Plan
Planning Commission Resolution No. 1829
 Exhibit A - Zoning Map
Ordinance
 Exhibit A - Zoning Map

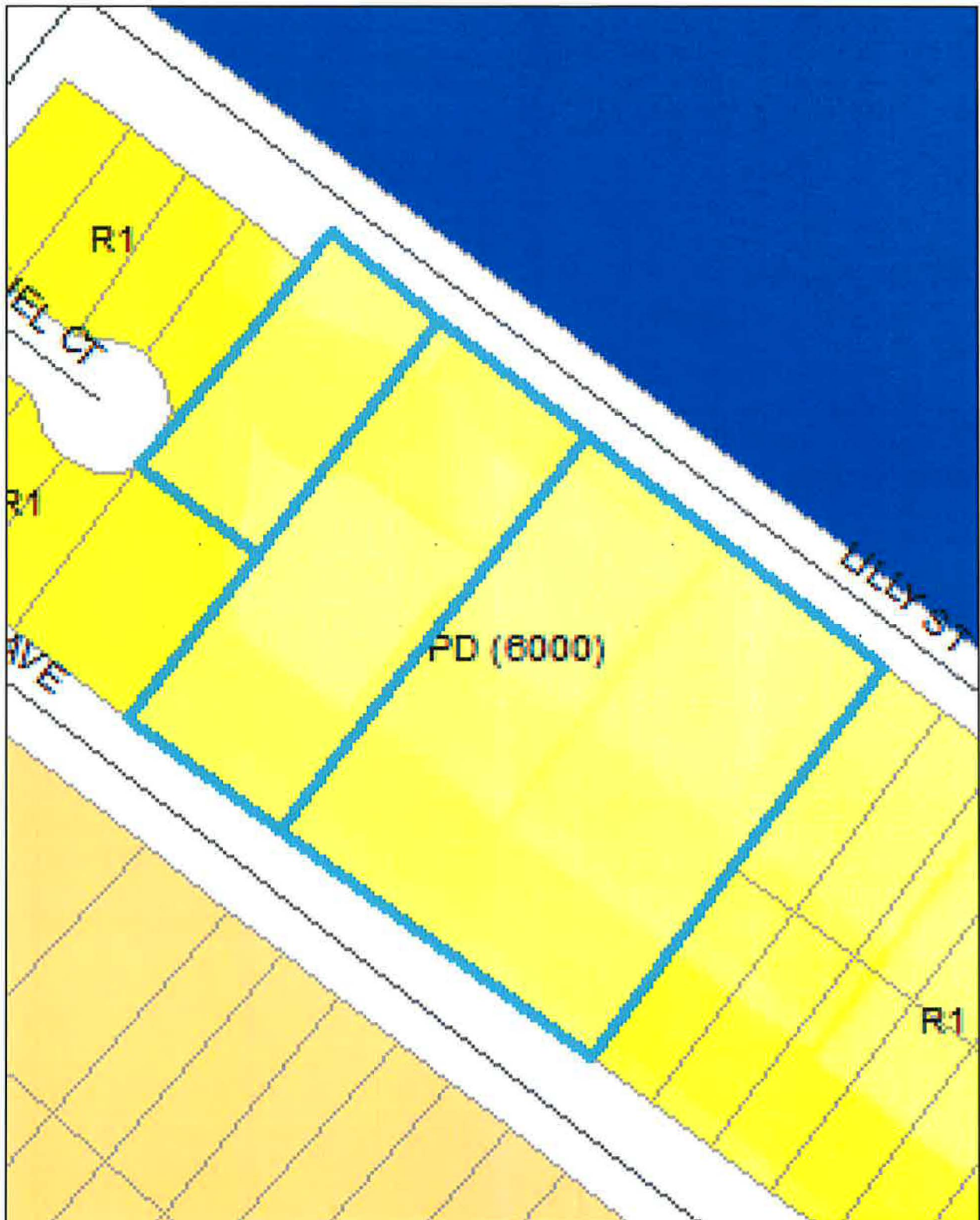
Aerial Photo



General Plan Map



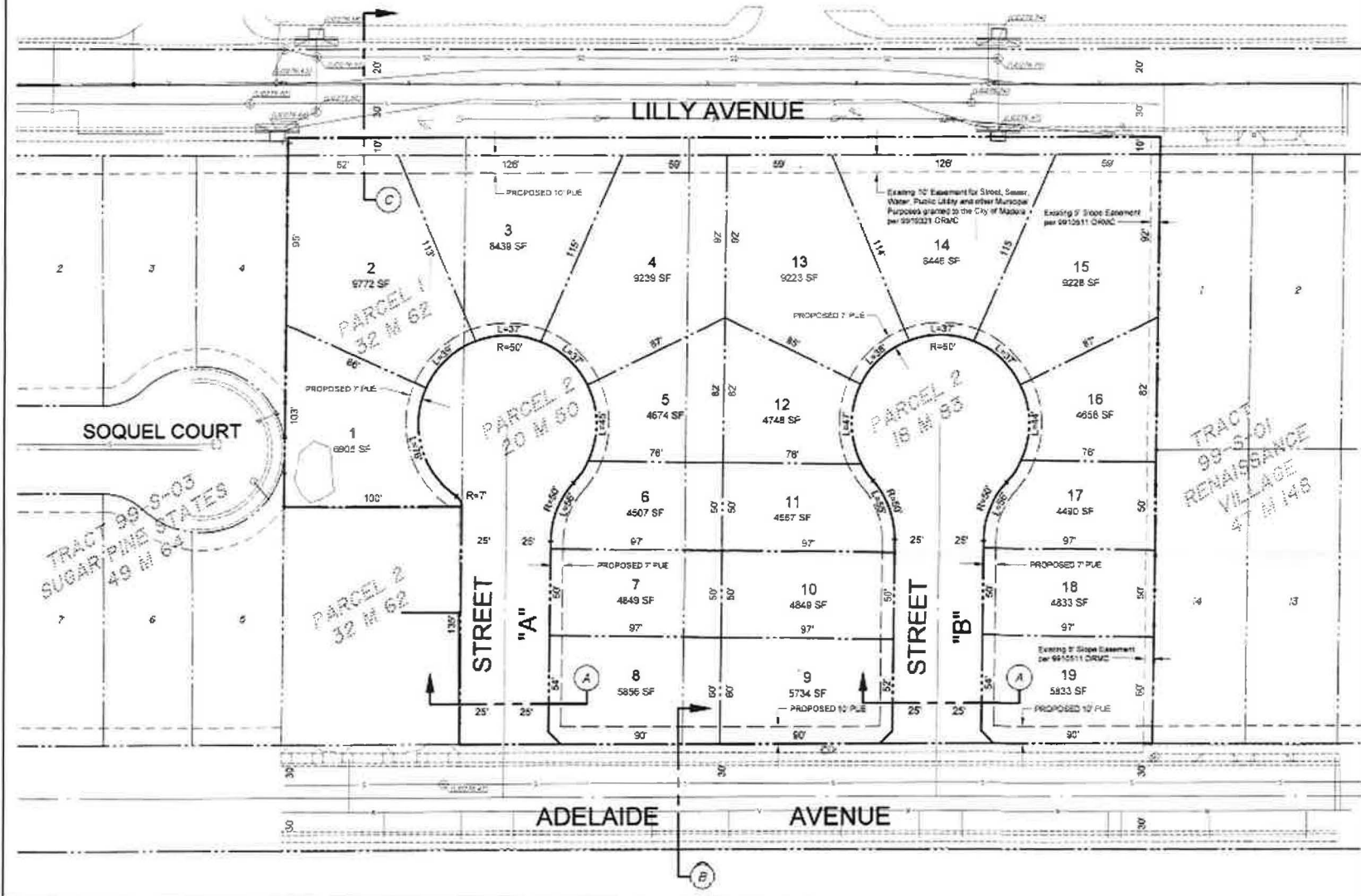
Zoning Map



TENTATIVE TRACT MAP NO. XXXX

ADELAIDE SUBDIVISION

PLANNED DEVELOPMENT SUBDIVISION



Tentative Subdivision Map

RESOLUTION NO. 1829

RESOLUTION OF THE PLANNING COMMISSION OF THE CITY OF
MADERA RECOMMENDING TO THE CITY COUNCIL OF THE CITY OF
MADERA ADOPTION OF AN ORDINANCE REZONING
APPROXIMATELY 3.57 ACRES OF PROPERTY (APN: 008-102-003,
008-102-007 AND 008-102-008), APPROXIMATELY 600 FEET NORTH
OF THE NORTHEAST CORNER OF THE INTERSECTION OF SUNRISE
AVENUE AND ADELAIDE AVENUE, FROM THE R1 (LOW DENSITY
RESIDENTIAL) ZONE DISTRICT TO THE PD 6000 (PLANNED
DEVELOPMENT) ZONE DISTRICT.

WHEREAS, State Law requires that local agencies adopt General Plans containing specific mandatory elements; and

WHEREAS, The City of Madera has adopted a Comprehensive General Plan Update and Environmental Impact Report, and the City of Madera is currently in compliance with State mandates relative to Elements of the General Plan; and

WHEREAS, State law also provides for periodic review, updates, and amendments of its various Plans; and

WHEREAS, a proposal has been made to rezone approximately 3.57 acres of property (APN: 008-102-003, 008-102-007 and 008-102-008), located approximately 600 feet north of the northeast corner of the intersection of Sunrise Avenue and Adelaide Avenue, resulting in a change from the R1 (Low Density Residential) Zone District to the PD 6000 (Planned Development) Zone District, as shown in the attached Exhibit A; and

WHEREAS, the proposed rezone will provide the required consistency between the General Plan and Zoning Ordinance; and

WHEREAS, the rezone is compatible with the neighborhood and is not expected to be detrimental to the health, safety, peace, comfort or general welfare of the neighborhood or the City; and

WHEREAS, the City of Madera, acting as the Lead Agency, prepared an initial study and negative declaration for the project in compliance with the California Environmental Quality Act; and

WHEREAS, the negative declaration and rezoning were distributed for public review and comment to various local agencies and groups, and public notice of this public hearing was given by mailed and published notice, in accordance with the applicable State and Municipal Codes and standard practices; and

WHEREAS, the Planning Commission has completed its review of the Staff Report and documents submitted for the proposed project, evaluated the information contained in the negative declaration, and considered testimony received as a part of the public hearing process.

WHEREAS, Based upon the testimony and information presented at the hearing, including the initial study and negative declaration and all evidence in the whole record pertaining to this matter, the Commission found that the negative declaration has been prepared pursuant to the California Environmental Quality Act, that there is no substantial evidence that the project will have a significant effect on the environment, and that the document reflects the independent judgment of the City of Madera, and was adopted in accordance with the California Environmental Quality Act.

NOW THEREFORE BE IT RESOLVED BY THE PLANNING COMMISSION OF THE CITY OF MADERA AS FOLLOWS:

1. The above recitals are true and correct.
2. The Planning Commission hereby finds that proposed rezoning, as shown in Exhibit A, is consistent with the General Plan and is compatible with adjacent zoning and uses.
3. The Planning Commission hereby recommends the City Council adopt an ordinance rezoning property as indicated on the attached Exhibit A.
4. This resolution is effective immediately.

* * * * *

Passed and adopted by the Planning Commission of the City of Madera this 12th day of

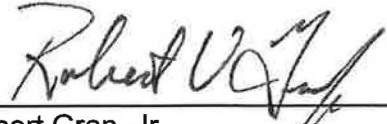
Passed and adopted by the Planning Commission of the City of Madera this 12th day of June, 2018, by the following vote:

AYES: Robert Gran Jr., Israel Cortes, Kenneth Hutchings, Jim DaSilva
Richard Broadhead

NOES: None

ABSTENTIONS: None

ABSENT: Bruce Norton, Pamela Tyler



Robert Gran, Jr.
Planning Commission Chairperson

Attest:



Christopher F. Boyle
Planning Manager

EXHIBIT 'A'



ORDINANCE NO. _____

AN ORDINANCE OF THE CITY COUNCIL OF THE CITY OF MADERA AMENDING THE OFFICIAL CITY OF MADERA ZONING MAP TO REZONE APPROXIMATELY 3.57 ACRES OF PROPERTY (APN: 008-102-003, 008-102-007 AND 008-102-008), LOCATED APPROXIMATELY 600 FEET NORTH OF THE NORTHEAST CORNER OF THE INTERSECTION OF SUNRISE AVENUE AND ADELAIDE AVENUE, FROM THE R1 (LOW DENSITY RESIDENTIAL) ZONE DISTRICT TO THE PD 6000 (PLANNED DEVELOPMENT) ZONE DISTRICT.

BE IT ORDAINED BY THE CITY COUNCIL OF THE CITY OF MADERA AS FOLLOWS:

SECTION 1. The Planning Commission of the City of Madera and this Council have held public hearings upon the rezoning of this property and have determined that the proposed rezoning is consistent with the General Plan as amended and subsequent development will be in conformance with all standards and regulations of the Municipal Code.

SECTION 2. The City of Madera Zoning Map as provided for in Chapter 3 of Title 10 of the Madera Municipal Code is hereby amended as illustrated in the hereto attached Exhibit "A" which indicates the segment of the City of Madera Zoning Map to be amended. Unless the adoption of this amendment to the Zoning Map is lawfully stayed, thirty-one (31) days after adoption of this amendment, the Planning Director and City Clerk shall cause these revisions to be made to the City of Madera Zoning Map which shall also indicate the date of adoption of this revision and be signed by the Planning Director and City Clerk.

SECTION 3. Based upon the testimony and information presented at the hearing, the adoption of the proposed rezoning is in the best interest of the City of Madera, and the Council hereby approves the rezoning based on the following findings:

FINDINGS:

1. THE PROPOSED REZONE WILL PROVIDE THE REQUIRED CONSISTENCY BETWEEN THE GENERAL PLAN AMENDMENT AND ZONING.
2. THE REZONE IS NOT EXPECTED TO BE DETRIMENTAL TO THE HEALTH, SAFETY, PEACE, COMFORT OR GENERAL WELFARE OF THE NEIGHBORHOOD OR THE CITY.
3. CITY SERVICES AND UTILITIES ARE AVAILABLE OR CAN BE EXTENDED TO SERVE THE AREA.


SECTION 4. This Ordinance shall be effective and of full force and effect at 12:01 a.m. on the thirty-first day after its passage.

* * * * *

EXHIBIT A



Report to City Council




Council Meeting of July 5, 2018
Agenda Item Number C-3

Approved by:



Department Director



City Administrator

Consideration of a Resolution Setting the Monthly Health Benefit Allowance for the City Council of the City of Madera

RECOMMENDATION

Staff recommends Council adopt the resolution setting the monthly health benefit allowance for the City Council.

HISTORY

The City Council has historically received the same contributions toward health insurance as management employees and these contributions for Council are set by resolution.

SITUATION

The City has approved health providers for its medical, dental and vision plans effective July 1, 2018. The new plan providers have offered lower premiums than the City's existing plan. The City has entered into Side Letter Agreements with all bargaining units and Employment Agreement Amendments with all management employees to capture the reduction in premiums through a reduction in the City's contribution. The proposed contributions for City Council members sets the City's contribution the same as that for all employees effective July 1, 2018.

FISCAL IMPACT

City-wide, the change in the health premium rates for the 2018-19 plan year will decrease by approximately \$225,180. This amount is estimated based on current enrollment. The reduction to the City's contribution will allow the City to capture this savings effective July 1, 2018 when the new premiums take effect.

CONSISTENCY WITH THE VISION MADERA 2025 PLAN

Health and welfare benefits for City employees are not addressed in the vision or action plan; the requested action is also not in conflict with any of the actions or goals contained in that plan.

RESOLUTION NO. _____

A RESOLUTION OF THE CITY COUNCIL OF THE CITY OF MADERA
SETTING THE MONTHLY HEALTH BENEFIT ALLOWANCE
FOR THE CITY COUNCIL

WHEREAS, the City of Madera wishes to establish reasonable rules, regulations and compensation for its staff and elected officials within the financial limits of the organization; and

WHEREAS, consistent with past practice, the monthly health benefit allowance received by members of the City Council is consistent with the monthly health benefit allowance received by management employees.

NOW, THEREFORE, THE COUNCIL OF THE CITY OF MADERA hereby resolves, finds, and orders as follows:


1. The above recitals are true and correct.
2. Effective July 1, 2018, the monthly health benefit dollars received by City Council members will be:

<u>Coverage</u>	<u>Monthly Benefit Dollars</u>
Waiver of Coverage	\$300.00
EE Only	\$740.16
EE+1	\$1,354.83
EE+Family	\$1,971.79

3. This resolution is effective immediately upon adoption.

* * * * *

REPORT TO THE CITY COUNCIL



COUNCIL MEETING OF:
July 5, 2018

AGENDA ITEM NUMBER:
E-1

Approved By:

A handwritten signature in black ink, appearing to be "D. [unclear]", written over a horizontal line.

Community Development Director, on behalf of
City Administrator

SUBJECT: Request to Appoint a Council Ad-Hoc Committee to Work with Staff to Discuss and Evaluate Policies and Business Development Opportunities Related to the Cannabis Industry as Necessary

RECOMMENDATION:

Staff recommends that the City Council appoint up to 3 of its members to sit on an Ad-Hoc Committee to work with staff to evaluate City policies and business development opportunities related to the cannabis industry, as necessary.

SUMMARY AND DISCUSSION:

City staff receives inquiries on a routine basis from parties interested in commercial and industrial cannabis operations, even while such projects are not permitted under the City's current regulations. Hypothetical projects at varying scales have been described, including those involving capital intensive, industrial cultivation and manufacturing facilities. To date, no specific proposals have been made nor has any party filed any application to modify or remove the City's existing commercial cannabis ban.

Considering the potential for new revenue generation and employment opportunities, it may be in the City's interest to further discuss and evaluate policies and business development opportunities related to the cannabis industry. The appointment of a Council Ad-hoc Committee to work with staff is recommended to help streamline the City's initial response to promising business concepts if-and-when they emerge. Action by the full Council would be required to modify the existing regulations or approve any specific project or proposal.

CONSISTENCY WITH THE VISION MADERA 2025 PLAN:

Vision 2025 supports economic development and job creation for a range of business sectors.

FISCAL IMPACT:

No fiscal impact will result from the appointment of an ad-hoc committee.